

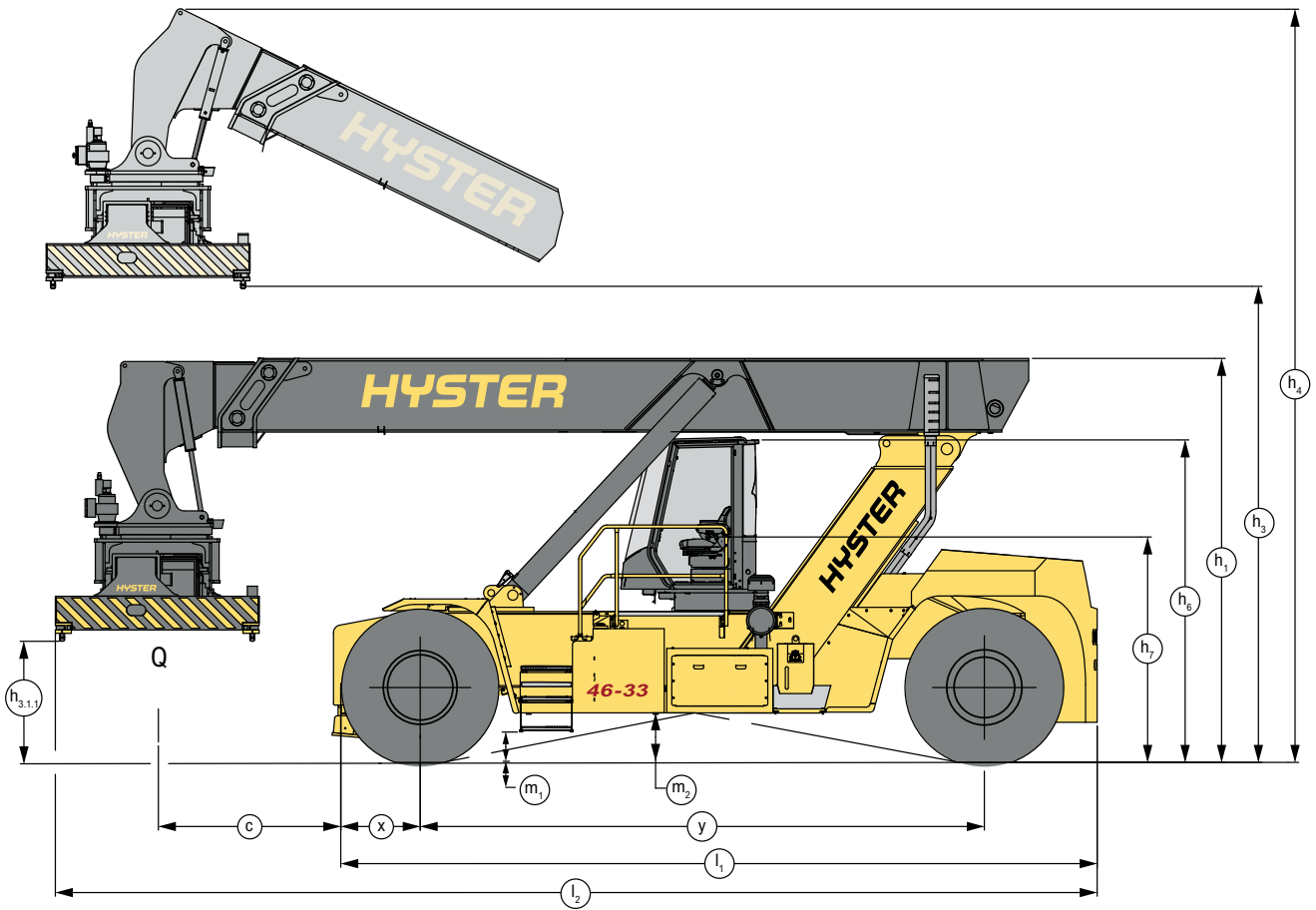
RS46 SERIES



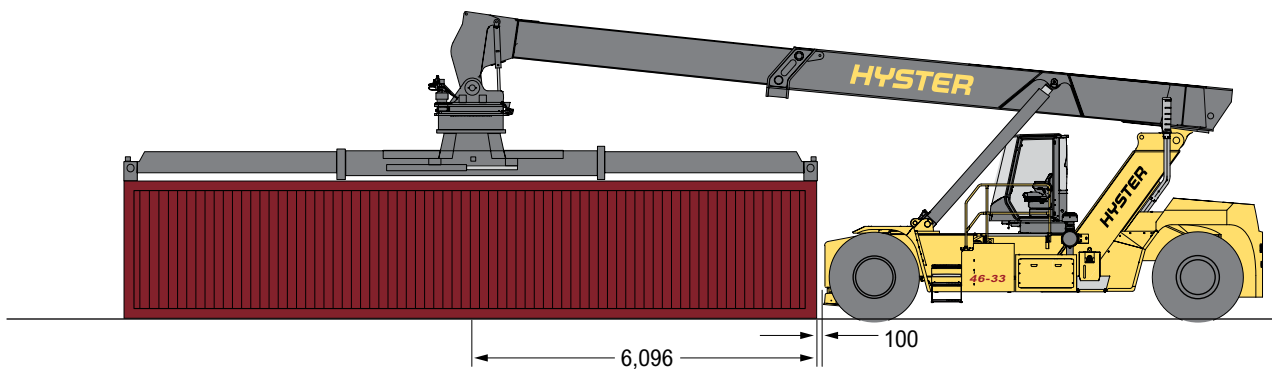
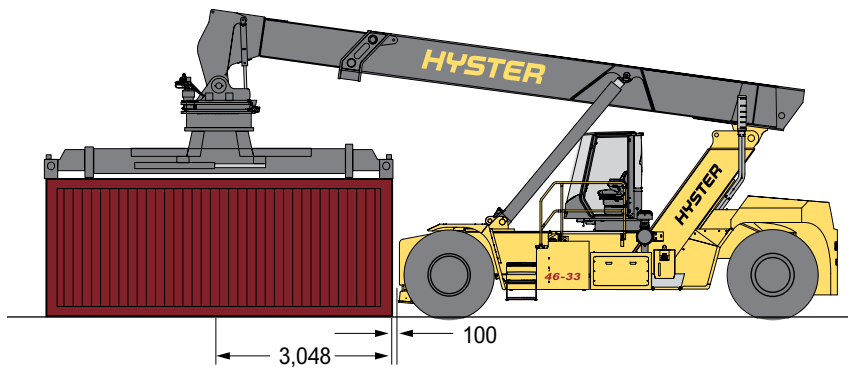
REACHSTACKER PRODUCT TECHNICAL GUIDE

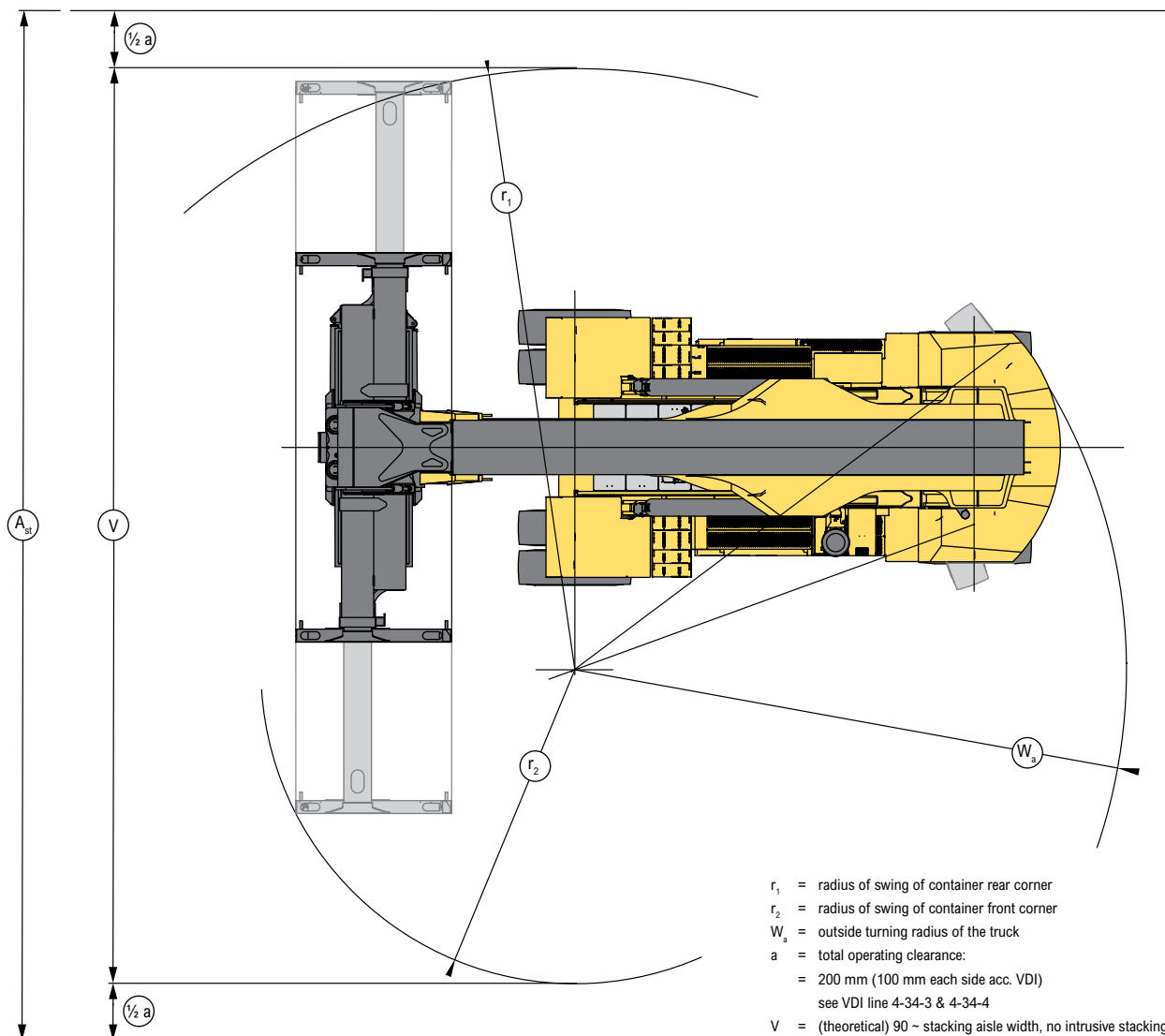


DIMENSIONS



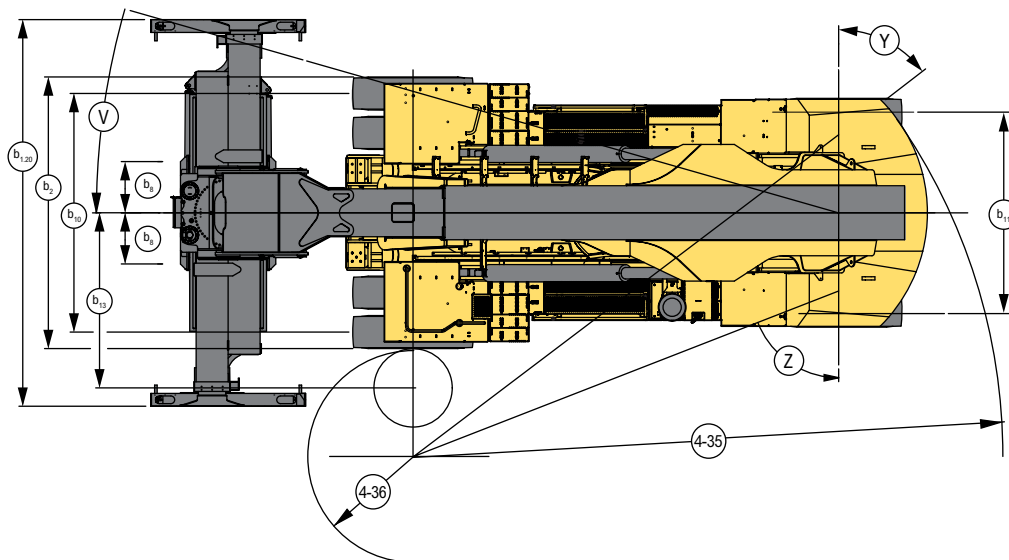
MAXIMUM CAPACITY CONTAINER PICKING END TO END		
MODEL	20'	40'
	kg	kg
RS46-29XD/62	32,000	14,000
RS46-33XD/62	35,000	16,000
RS46-36XD/62	42,000	20,000
RS46-41XD/62S	44,900	26,300
RS46-41XD/67	44,900	26,300
RS46-41XD/67S	44,900	30,300
RS46-41XD/75S	44,900	30,500





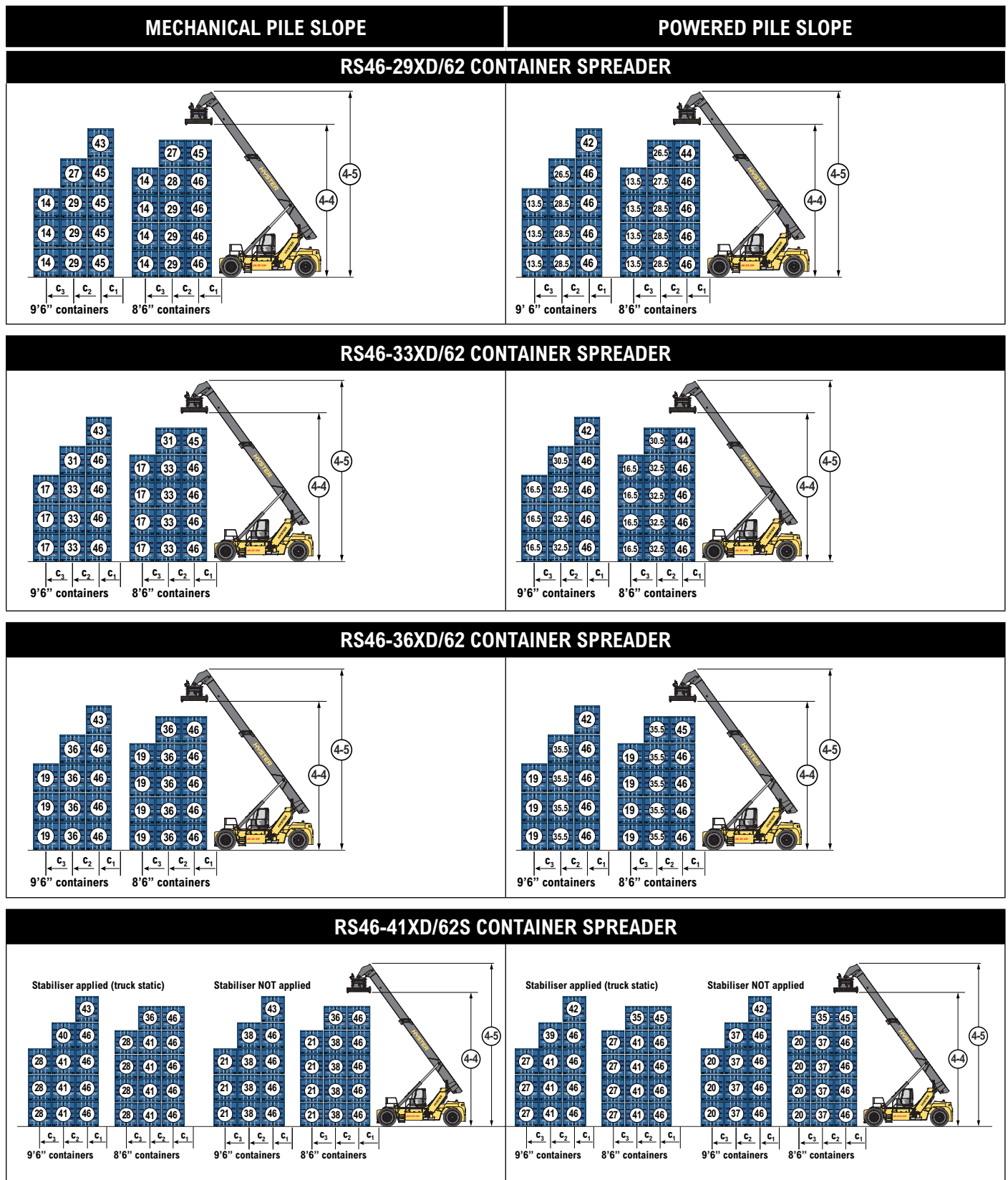
r_1 = radius of swing of container rear corner
 r_2 = radius of swing of container front corner
 W_s = outside turning radius of the truck
 a = total operating clearance:
 = 200 mm (100 mm each side acc. VDI)
 see VDI line 4-34-3 & 4-34-4

V = (theoretical) 90° stacking aisle width, no intrusive stacking
 V = r_2 + the larger of r_1 or W_s
 A_{st} = (practical) 90° stacking aisle width, no intrusive stacking and with clearance
 $A_{st} = V + a$



RATED CAPACITIES AND STACKING HEIGHTS

(shown in 1,000 kg.)

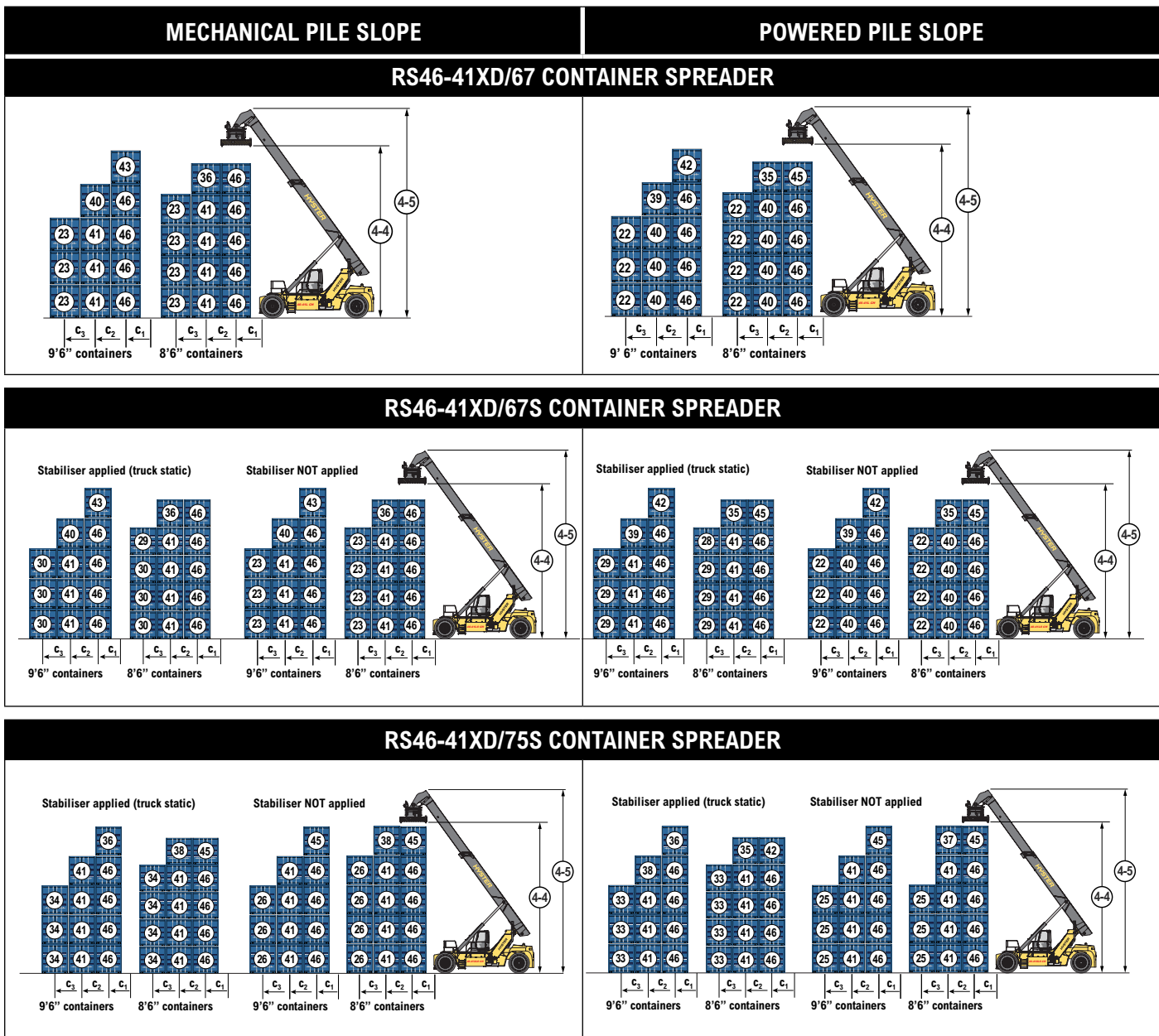


C ₁	C ₂	C ₃
1865mm	3815mm	6315mm

Note: All load centres c₁, c₂, c₃ are taken from the front face of the (front) tyres.

RATED CAPACITIES AND STACKING HEIGHTS

(shown in 1,000 kg.)

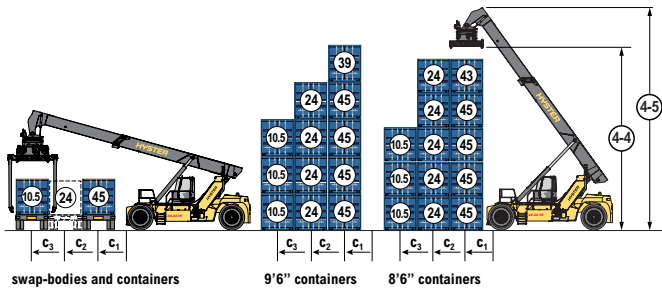


RATED CAPACITIES AND STACKING HEIGHTS

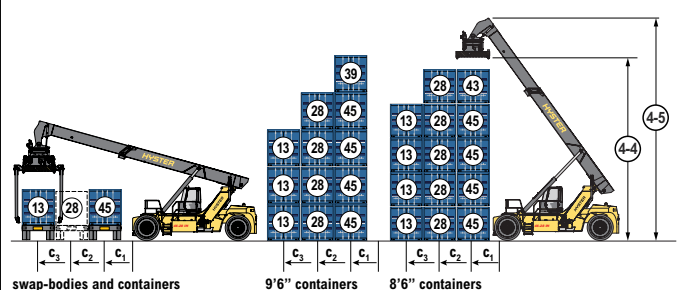
(shown in 1,000 kg.)

POWERED PILE SLOPE

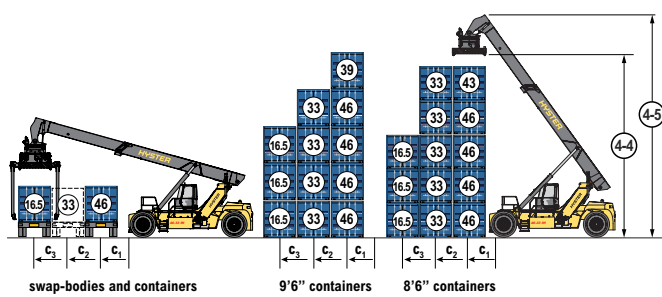
RS46-29XD/62 IH SPREADER



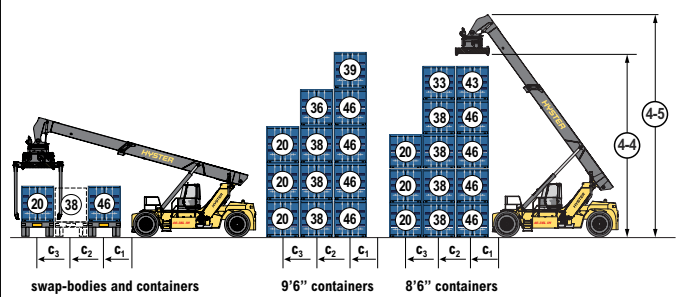
RS46-33XD/62 IH SPREADER



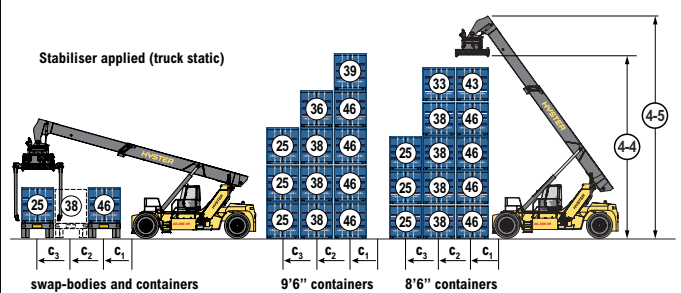
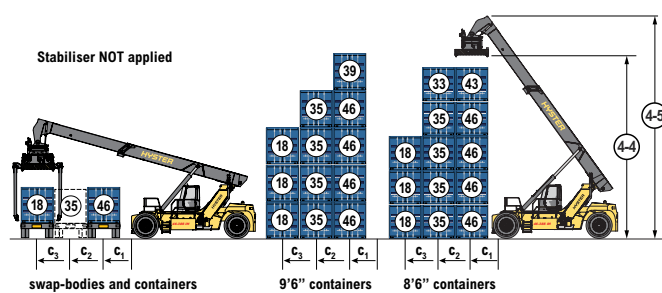
RS46-36XD/62 IH SPREADER



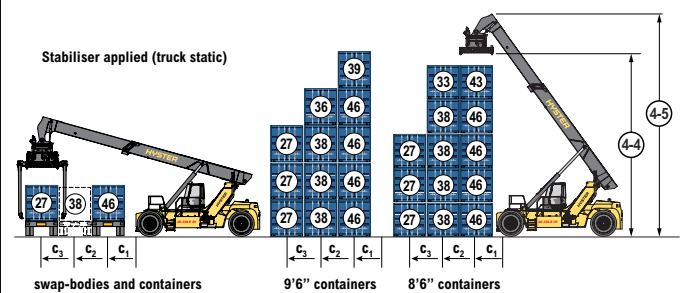
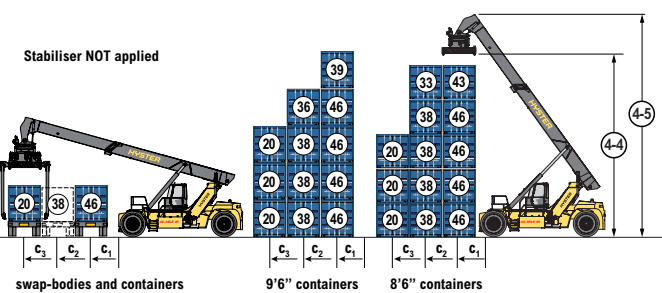
RS46-41XD/67 IH SPREADER



RS46-41XD/62S IH SPREADER



RS46-41XD/67S IH SPREADER



c ₁	c ₂	c ₃
1865mm	3815mm	6315mm

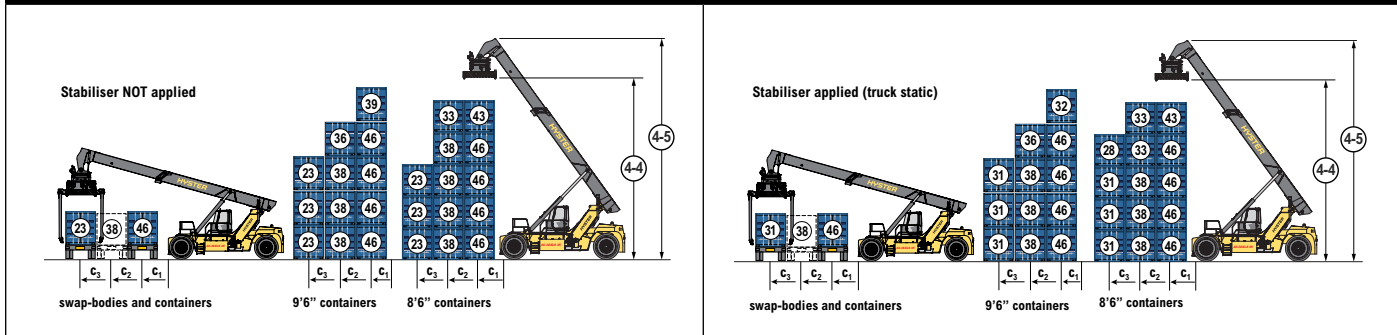
Note: All load centres c₁, c₂, c₃ are taken from the front face of the (front) tyres.

RATED CAPACITIES AND STACKING HEIGHTS

(shown in 1,000 kg.)

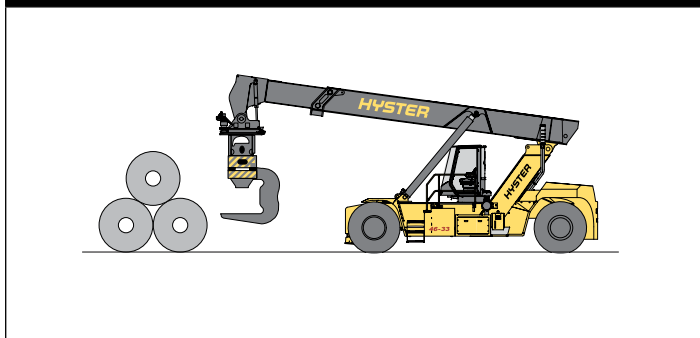
POWERED PILE SLOPE

RS46-41XD/75S IH SPREADER

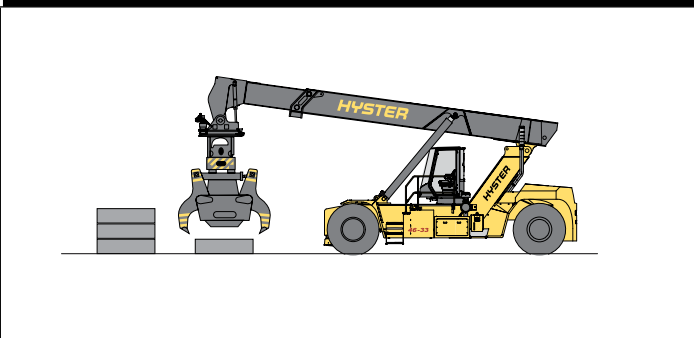


RS 46 FOR STEEL LOAD HANDLING

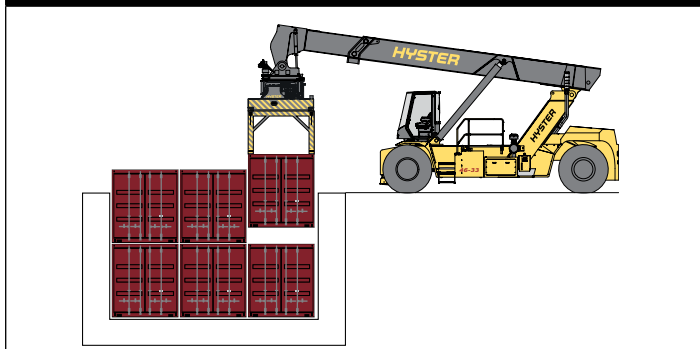
RS 46 FOR COIL HANDLING



RS 46 FOR SLAB HANDLING



RS 46 FOR BARGE CONTAINER HANDLING



NOTES:

Specifications are affected by the condition of the vehicle and how it is equipped, as well as the nature and condition of the operating area. Inform your dealer of the nature and condition of the intended operating area when purchasing your Hyster® truck.

All capacities are according to EN1459.

All specifications and capacities are valid for trucks equipped with a Hyster® container handling spreader for handling ISO containers.

NOTICE:

Care must be exercised when handling elevated loads. Operators must be trained and must read, understand and follow the instructions contained in the Operating Manual.

All values are nominal values and they are subject to tolerances. For further information, please contact the manufacturer.

Hyster products are subject to change without notice.

Lift trucks illustrated may feature optional equipment.

Values may vary with alternative configurations.

CERTIFICATION: Hyster lift trucks meet the design and construction requirements of B56.1-1969, per OSHA Section 1910.178(a)(2), and also comply with the B56.1 revision in effect at time of manufacture. Certification of compliance with the applicable ANSI standards appears on the lift truck. Performance specifications are for a truck equipped as described under Standard Equipment on this Technical Guide. Performance specifications are affected by the condition of the vehicle and how it is equipped, as well as by the nature, condition of the operating area, proper service and maintenance of the vehicle. If these specifications are critical, the proposed application should be discussed with your dealer.

NOTE: Specifications, unless otherwise listed, are for a standard truck without optional equipment.

Specification data is based on VDI 2198.



Safety: Truck with Stage V engine conforms to the current EU requirements.

RS46-29 | RS46-33 | RS46-36 | RS 46-41 CONTAINER HANDLERS

			HYSTER					
			RS46-29XD/62	RS46-33XD/62	RS46-36XD/62	RS46-41XD/67		
GENERAL	1.1	Manufacturer	HYSTER					
	1.2	Model designation	RS46-29XD/62	RS46-33XD/62	RS46-36XD/62	RS46-41XD/67		
	1.3	Drive	Diesel					
	1.4	Operator type	Seated					
	1.5.1	Load capacity at load centre distance c_1 without/with stabiliser	Q_1	kg	46,000 / n/a			
	1.5.2	Load capacity at load centre distance c_2 without/with stabiliser	Q_2	kg	29,000 / n/a	33,000 / n/a	36,000 / n/a	41,000 / n/a
	1.5.3	Load capacity at load centre distance c_3 without/with stabiliser	Q_3	kg	14,000 / n/a	17,000 / n/a	19,000 / n/a	23,000 / n/a
	1.6.1	Load centre distance c_1 (1)	c_1	mm	1,865			
	1.6.2	Load centre distance c_2 (1)	c_2	mm	3,815			
	1.6.3	Load centre distance c_3 (1)	c_3	mm	6,315			
1.8	Load distance, ctr of drive axle to face of front tyres/front of stabiliser	x	mm	835 / n/a		930 / n/a		
1.9	Wheelbase	y	mm	6,200		6,700		
1.10	Stacking height at first row (number x container height)		#	5 x 9' 6"				
WEIGHT	2.1	Service weight		kg	66,700	69,400	76,600	79,900
	2.2.1	Axle loading with load, front / rear at c_1		kg	99,400 / 13,300	99,200 / 16,200	101,400 / 21,200	101,500 / 24,400
	2.3.1	Axle loading without load, front / rear at c_1		kg	33,300 / 33,400	33,100 / 36,300	34,700 / 41,900	36,300 / 43,600
WHEELS	3.1	Tyre type front / rear			Pneumatic			
	3.2	Tyre size, front			18.00-25 40PR		18.00-33 36PR	
	3.3	Tyre size, rear			18.00-25 40PR		18.00-33 36PR	
	3.5	Wheels, number front / rear (X = driven wheels)			x4 / 2			
	3.6	Tread, front	b_{10}	mm	3,703			
3.7	Tread, rear	b_{11}	mm	3,060				
DIMENSIONS	4.1	Boom angle minimum / maximum		(°)	0 / 59			
	4.2	Height of boom lowered	h_1	mm	4,700		4,795	
	4.4.1	Lift height at load centre c_1 (2)	$h_{3.1}$	mm	15,190		15,285	
	4.4.2	Lift height at load centre c_2 (2)	$h_{3.2}$	mm	13,780		13,875	
	4.5	Height, boom extended	h_4	mm	18,110		18,205	
	4.7	Height of overhead guard (cabin)	h_6	mm	3,720		3,815	
	4.8	Seat height to SIP (3)	h_7	mm	2,555		2,650	
	4.15	Height under Twistlock - lowered (2)	h_{13}	mm	1,275		1,370	
	4.19	Overall length	l_1	mm	8,360		8,650 / 9,150	
	4.20	Overall length including boom retracted	l_2	mm	11,873		12,073 / 12,573	
	4.21.2	Overall width across all of truck	b_2	mm	4,200			
	4.21.3	Overall width across spreader 20'	$b_{1.20}$	mm	6,100			
	4.21.4	Overall width across spreader 40'	$b_{1.40}$	mm	12,200			
	4.31	Ground clearance, lowest point	m_1	mm	296		315	
	4.32	Ground clearance, centre of wheelbase	m_2	mm	459		544	
	4.34.3	Aisle width: 20' container (4) (5)	Ast_{20}	mm	12,639		13,330 / 13,430	
4.34.4	Aisle width: 40' container (4) (5)	Ast_{40}	mm	14,403		14,620		
4.35	Outside turning radius	W_a	mm	8,420		9,200 / 9,300		
4.36	Internal turning radius	b_{13}	mm	1,500		2,000 / 2,400		
PERFORMANCE - TIER 3 / STAGE IIIA	5.1.1	Travel speed with T3 - 250 kW engine, laden / unladen		km/h	20 / 23			
	5.1.2	Travel speed with T3 - 250 kW engine, laden / unladen, backwards		km/h	17 / 18		18 / 19	
	5.2.1	Lift speed with T3 - 250 kW engine, first row average, laden (35 ton) / unladen		m/s	0.28 / 0.48			
	5.3	Lowering speed laden / unladen		m/s	0.46 / 0.45			
5.7	Gradeability with T3 - 250 kW engine, laden / unladen 1,6 km/h (6)		%	26 / 35	27 / 35	23 / 35	22 / 35	
PERFORMANCE - TIER 4 / STAGE IV	5.1.1	Travel speed laden / unladen		km/h	20 / 23		21 / 23 / 20 / 23	
	5.1.2	Travel speed laden / unladen, backwards		km/h	17 / 18		18 / 19	
	5.2.1	Lift speed with T4 - 256 kW engine, first row average, laden (35 ton) / unladen		m/s	0.28 / 0.48			
	5.2.2	Lifting speed laden / unladen (294cc pump option)		m/s	0.28 / 0.48			
	5.7	Gradeability - 1.6 km/h, with / without load (6)		%	26 / 35	27 / 35	23 / 35	22 / 35

(1) From face of front tyres. Deduct 100 mm for load centre from front side of Stabiliser when applicable

(2) For CH models only: With optional P(owered) P(ile) S(lope) function: deduct 310 mm

(3) Full suspension seat in depressed position

(4) These data are with the container carried 500 mm in front of the wheels (load centre 1720 mm)

(5) Stacking aisle width is based on the VDI standard calculation as shown on illustration. The British Industrial Truck Association recommends the addition of 100 mm to the total clearance (dimension a) for extra operating margin at the rear of truck.

(6) Gradeability figures are provided for comparison of tractive performance, but are not intended to endorse the operation of vehicle on the stated inclines.

RS46-41 CONTAINER HANDLERS

			HYSTER			
			RS46-41XD/62S	RS46-41XD/67S	RS46-41XD/75S	
GENERAL	1.1	Manufacturer				
	1.2	Model designation	RS46-41XD/62S	RS46-41XD/67S	RS46-41XD/75S	
	1.3	Drive		Diesel		
	1.4	Operator type		Seated		
	1.5.1	Load capacity at load centre distance c_1 without/with stabiliser	Q_1 kg	46,000 / 46,000		
	1.5.2	Load capacity at load centre distance c_2 without/with stabiliser	Q_2 kg	38,000 / 41,000	41,000 / 41,000	
	1.5.3	Load capacity at load centre distance c_3 without/with stabiliser	Q_3 kg	21,000 / 28,000	23,000 / 30,000	25,000 / 34,100
	1.6.1	Load centre distance c_1 (1)	c_1 mm	1,865		
	1.6.2	Load centre distance c_2 (1)	c_2 mm	3,815		
	1.6.3	Load centre distance c_3 (1)	c_3 mm	6,315		
1.8	Load distance, ctr of drive axle to face of front tyres/front of stabiliser	x mm	930 / 1030			
1.9	Wheelbase	y mm	6,200	6,700	7,500	
1.10	Stacking height at first row (number x container height)	#	5 x 9' 6"			
WEIGHT	2.1	Service weight	kg	80,600	82,000	
	2.2.1	Axle loading with load, front / rear at c_1	kg	102,900 / 23,700	103,800 / 24,200	102,000 / 26,000
	2.3.1	Axle loading without load, front / rear at c_1	kg	36,100 / 44,500	38,600 / 43,400	38,850 / 43,150
WHEELS	3.1	Tyre type front / rear		Pneumatic		
	3.2	Tyre size, front		18.00-33 36PR		
	3.3	Tyre size, rear		18.00-33 36PR		
	3.5	Wheels, number front / rear (X = driven wheels)		x4 / 2		
	3.6	Tread, front	b_{10} mm	3,703		
	3.7	Tread, rear	b_{11} mm	3,060		
	DIMENSIONS	4.1	Boom angle minimum / maximum	(°)	0 / 59	3 / 58
4.2		Height of boom lowered	h_1 mm	4,795	5,457	
4.4.1		Lift height at load centre c_1 (2)	$h_{3.1}$ mm	15,285	15,155	
4.4.2		Lift height at load centre c_2 (2)	$h_{3.2}$ mm	13,875	14,085	
4.5		Height, boom extended	h_4 mm	18,205	18,420	
4.7		Height of overhead guard (cabin)	h_6 mm	3,815		
4.8		Seat height to SIP (3)	h_7 mm	2,650		
4.15		Height under Twistlock - lowered (2)	h_{13} mm	1,370	1,765	
4.19		Overall length	l_1 mm	8,750	9,250	10,050
4.20		Overall length including boom retracted	l_2 mm	12,073	12,573	13,613
4.21.2		Overall width across all of truck	b_2 mm	4,200		
4.21.3		Overall width across spreader 20'	$b_{1.20}$ mm	6,100		
4.21.4		Overall width across spreader 40'	$b_{1.40}$ mm	12,200		
4.31		Ground clearance, lowest point	m_1 mm	250		
4.32		Ground clearance, centre of wheelbase	m_2 mm	544		
4.34.3		Aisle width: 20' container (4)(5)	Ast_{20} mm	13,330	13,430	14,780
4.34.4	Aisle width: 40' container (4)(5)	Ast_{40} mm	14,620			
4.35	Outside turning radius	W_a mm	9,200	9,300	10,650	
4.36	Internal turning radius	b_{13} mm	2,000	2,400	2,975	
PERFORMANCE - TIER 3 / STAGE IIIA	5.1.1	Travel speed with T3 - 250 kW engine, laden / unladen	km/h	20 / 23		
	5.1.2	Travel speed with T3 - 250 kW engine, laden / unladen, backwards	km/h	18 / 19		
	5.2.1	Lift speed with T3 - 250 kW engine, first row average, laden (35 ton) / unladen	m/s	0.28 / 0.48		
	5.3	Lowering speed laden / unladen	m/s	0.46 / 0.45		
	5.7	Gradeability with T3 - 250 kW engine, laden / unladen 1.6 km/h (6)	%	22 / 35	21 / 34	
PERFORMANCE - TIER 4 / STAGE IV	5.1.1	Travel speed laden / unladen	km/h	20 / 23		
	5.1.2	Travel speed laden / unladen, backwards	km/h	18 / 19		
	5.2.1	Lift speed with T4 - 256 kW engine, first row average, laden (35 ton) / unladen	m/s	0.28 / 0.48		
	5.3	Lowering speed wladen / unladen	m/s	0.46 / 0.45		
	5.7	Gradeability - 1.6 km/h, laden / unladen (6)	%	22 / 35	21 / 34	

(1) From face of front tyres. Deduct 100 mm for load centre from front side of Stabiliser when applicable

(2) For CH models only: With optional P(owered) P(ile) S(lope) function: deduct 310 mm

(3) Full suspension seat in depressed position

(4) These data are with the container carried 500 mm in front of the wheels (load centre 1720 mm)

(5) Stacking aisle width is based on the VDI standard calculation as shown on illustration. The British Industrial Truck Association recommends the addition of 100 mm to the total clearance (dimension a) for extra operating margin at the rear of truck.

(6) Gradeability figures are provided for comparison of tractive performance, but are not intended to endorse the operation of vehicle on the stated inclines.

RS46-29 | RS46-33 | RS46-36 | RS46-41 INTERMODAL HANDLERS

			HYSTER					
			RS46-29XD/62	RS46-33XD/62	RS46-36XD/62	RS46-41XD/67		
GENERAL	1.1	Manufacturer	HYSTER					
	1.2	Model designation	RS46-29XD/62	RS46-33XD/62	RS46-36XD/62	RS46-41XD/67		
	1.3	Drive	Diesel					
	1.4	Operator type	Seated					
	1.5.1	Load capacity at load centre distance c_1 without/with stabiliser	Q_1	kg	45,000 / n/a	46,000 / n/a		
	1.5.2	Load capacity at load centre distance c_2 without/with stabiliser	Q_2	kg	24,000 / n/a	28,000 / n/a	33,000 / n/a	38,000 / n/a
	1.5.3	Load capacity at load centre distance c_3 without/with stabiliser	Q_3	kg	11,000 / n/a	13,000 / n/a	17,000 / n/a	20,000 / n/a
	1.6.1	Load centre distance c_1 (1)	c_1	mm	1,865			
	1.6.2	Load centre distance c_2 (1)	c_2	mm	3,815			
	1.6.3	Load centre distance c_3 (1)	c_3	mm	6,315			
1.8	Load distance, ctr of drive axle to face of front tyres/front of stabiliser	x	mm	835 / n/a	930 / n/a			
1.9	Wheelbase	y	mm	6,200		6,700		
1.10	Stacking height at first row (number x container height)		#	5 x 9' 6"				
WEIGHT	2.1	Service weight		kg	70,600	73,300	80,500	83,800
	2.2.1	Axle loading with load, front / rear at c_1		kg	103,400 / 12,200	103,200 / 15,100	107,000 / 19,500	107,000 / 22,800
	2.3.1	Axle loading without load, front / rear at c_1		kg	38,800 / 31,800	38,600 / 34,700	40,200 / 40,300	41,800 / 42,000
WHEELS	3.1	Tyre type front / rear		Pneumatic				
	3.2	Tyre size, front		18.00-25 40PR		18.00-33 36PR		
	3.3	Tyre size, rear		18.00-25 40PR		18.00-33 36PR		
	3.5	Wheels, number front / rear (X = driven wheels)		x4 / 2				
	3.6	Tread, front	b_{10}	mm	3,703			
3.7	Tread, rear	b_{11}	mm	3,060				
DIMENSIONS	4.1	Boom angle minimum / maximum		(°)	0 / 59			
	4.2	Height of boom lowered	h_1	mm	4,700	4,795		
	4.4.1	Lift height at load centre c_1 (2)	$h_{3.1}$	mm	14,800	14,895		
	4.4.2	Lift height at load centre c_2 (2)	$h_{3.2}$	mm	13,395	13,490		
	4.5	Height, boom extended	h_4	mm	18,110	18,205		
	4.7	Height of overhead guard (cabin)	h_6	mm	3,720	3,815		
	4.8	Seat height to SIP (3)	h_7	mm	2,555	2,650		
	4.15	Height under Twistlock - lowered (2)	h_{13}	mm	905	1,000		
	4.19	Overall length	l_1	mm	8,360	8,650	9,150	
	4.20	Overall length including boom retracted	l_2	mm	11,873	12,073	12,573	
	4.21.2	Overall width across all of truck	b_2	mm	4,200			
	4.21.3	Overall width across spreader 20'	$b_{1.20}$	mm	6,100			
	4.21.4	Overall width across spreader 40'	$b_{1.40}$	mm	12,200			
	4.31	Ground clearance, lowest point	m_1	mm	296	315		
	4.32	Ground clearance, centre of wheelbase	m_2	mm	459	544		
	4.34.3	Aisle width: 20' container (4) (5)	Ast_{20}	mm	12,639	12,639	13,330	13,430
4.34.4	Aisle width: 40' container (4) (5)	Ast_{40}	mm	14,403	14,620			
4.35	Outside turning radius	W_a	mm	8,420	9,200	9,300		
4.36	Internal turning radius	b_{13}	mm	1,500	2,000	2,400		
PERFORMANCE - TIER 3 / STAGE IIIA	5.1.1	Travel speed with T3 - 250 kW engine, laden / unladen		km/h	20 / 23			
	5.1.2	Travel speed with T3 - 250 kW engine, laden / unladen, backwards		km/h	17 / 18	18 / 19		
	5.2.1	Lift speed with T3 - 250 kW engine, first row average, laden (35 ton) / unladen		m/s	0.27 / 0.47			
	5.3	Lowering speed laden / unladen		m/s	0.46 / 0.45			
5.7	Gradeability with T3 - 250 kW engine, laden / unladen 1.6 km/h (6)		%	26 / 35	27 / 35	23 / 35	22 / 35	
PERFORMANCE - TIER 4 / STAGE IV	5.1.1	Travel speed laden / unladen		km/h	20 / 23			
	5.1.2	Travel speed laden / unladen, backwards		km/h	17 / 18	18 / 19		
	5.2.1	Lift speed with T4 - 265 kW engine, first row average, laden (35 ton) / unladen		m/s	0.27 / 0.47			
	5.3	Lowering speed laden / unladen		m/s	0.46 / 0.45			
	5.7	Gradeability - 1.6 km/h, laden / unladen (6)		%	26 / 35	27 / 35	23 / 35	22 / 35

(1) From face of front tyres. Deduct 100mm for load centre from front side of Stabiliser when applicable

(2) For CH models only: With optional P(owered) P(ile) S(lope) function: deduct 310mm

(3) Full suspension seat in depressed position

(4) These data are with the container carried 500mm in front of the wheels (load centre 1720mm)

(5) Stacking aisle width is based on the VDI standard calculation as shown on illustration. The British Industrial Truck Association recommends the addition of 100mm to the total clearance (dimension a) for extra operating margin at the rear of truck.

(6) Gradeability figures are provided for comparison of tractive performance, but are not intended to endorse the operation of vehicle on the stated inclines.

RS46-41 INTERMODAL HANDLERS

			HYSTER							
			RS46-41XD/62S		RS46-41XD/67S		RS46-41XD/75S			
GENERAL	1.1	Manufacturer			HYSTER					
	1.2	Model designation			RS46-41XD/62S		RS46-41XD/67S		RS46-41XD/75S	
	1.3	Drive			Diesel					
	1.4	Operator type			Seated					
	1.5.1	Load capacity at load centre distance c_1 without/with stabiliser	Q_1	kg	46,000 / 46,000					
	1.5.2	Load capacity at load centre distance c_2 without/with stabiliser	Q_2	kg	35,000 / 38,000		38,000 / 38,000			
	1.5.3	Load capacity at load centre distance c_3 without/with stabiliser	Q_3	kg	18,000 / 25,000		20,000 / 27,000		22,000 / 31,000	
	1.6.1	Load centre distance c_1 (1)	c_1	mm	1,865					
	1.6.2	Load centre distance c_2 (1)	c_2	mm	3,815					
	1.6.3	Load centre distance c_3 (1)	c_3	mm	6,315					
1.8	Load distance, ctr of drive axle to face of front Tyres/front of stabiliser	x	mm	930 / 1030						
1.9	Wheelbase	y	mm	6,200		6,700		7,500		
1.10	Stacking height at first row (number x container height)	#		5 x 9' 6"		5 x 9' 6"		5 x 9' 6"		
WEIGHT	2.1	Service weight			84,500		85,900		85,900	
	2.2.1	Axle loading with load, front / rear at c_1		kg	108,400 / 22,100		109,200 / 22,700		107,300 / 24,700	
	2.3.1	Axle loading without load, front / rear at c_1		kg	41,700 / 42,800		44,000 / 41,900		44,100 / 41,800	
WHEELS	3.1	Tyre type front / rear			Pneumatic		Pneumatic		Pneumatic	
	3.2	Tyre size, front			18.00-33 36PR					
	3.3	Tyre size, rear			18.00-33 36PR					
	3.5	Wheels, number front / rear (X = driven wheels)			x4 / 2					
	3.6	Tread, front	b_{10}	mm	3,703					
	3.7	Tread, rear	b_{11}	mm	3,060					
	DIMENSIONS	4.1	Boom angle minimum / maximum		(°)	0 / 59		3 / 58		
4.2		Height of boom lowered	h_1	mm	4,795		5,457			
4.4.1		Lift height at load centre c_1 (2)	$h_{3.1}$	mm	14,895		14,785			
4.4.2		Lift height at load centre c_2 (2)	$h_{3.2}$	mm	13,490		13,718			
4.5		Height, boom extended	h_4	mm	18,205		18,420			
4.7		Height of overhead guard (cabin)	h_6	mm	3,815		3,815			
4.8		Seat height to SIP (3)	h_7	mm	2,650		2,650			
4.15		Height under Twistlock - lowered (2)	h_{13}	mm	1,000		1,395			
4.19		Overall length	l_1	mm	8,750		9,250		10,050	
4.20		Overall length including boom retracted	l_2	mm	12,073		12,573		13,613	
4.21.2		Overall width across all of truck	b_2	mm	4,200					
4.21.3		Overall width across spreader 20'	$b_{1.20}$	mm	6,100					
4.21.4		Overall width across spreader 40'	$b_{1.40}$	mm	12,200					
4.31		Ground clearance, lowest point	m_1	mm	250					
4.32		Ground clearance, centre of wheelbase	m_2	mm	544					
4.34.3		Aisle width: 20' container (4) (5)	Ast_{20}	mm	13,330		13,430		14,780	
4.34.4	Aisle width: 40' container (4) (5)	Ast_{40}	mm	14,620						
4.35	Outside turning radius	W_a	mm	9,200		9,300		10,650		
4.36	Internal turning radius	b_{13}	mm	2,000		2,400		2,975		
PERFORMANCE - TIER 3 / STAGE IIIA	5.1.1	Travel speed with T3 - 250 kW engine, laden / unladen		km/h	20 / 23		19 / 22			
	5.1.2	Travel speed with T3 - 250 kW engine, laden / unladen, backwards		km/h	18 / 19		19 / 22			
	5.2.1	Lift speed with T3 - 250 kW engine, first row average, laden (35 ton) / unladen		m/s	0.27 / 0.47					
	5.3	Lowering speed laden / unladen		m/s	0.46 / 0.45					
	5.7	Gradeability with T3 - 250 kW engine, laden / unladen 1.6 km/h (6)		%	22 / 35		21 / 34			
PERFORMANCE - TIER 4 / STAGE IV	5.1.1	Travel speed laden / unladen		km/h	20 / 23		21 / 23			
	5.1.2	Travel speed laden / unladen, backwards		km/h	18 / 19		21 / 23			
	5.2.1	Lift speed with T4 - 265 kW engine, first row average, laden (35 ton) / unladen		m/s	0.27 / 0.47					
	5.3	Lowering speed laden / unladen		m/s	0.46 / 0.45					
	5.7	Gradeability - 1.6 km/h, laden / unladen (6)		%	22 / 35		21 / 35			

- (1) From face of front tyres. Deduct 100mm for load centre from front side of Stabiliser when applicable
- (2) For CH models only: With optional P(owered) P(ile) S(lope) function: deduct 310mm
- (3) Full suspension seat in depressed position
- (4) These data are with the container carried 500mm in front of the wheels (load centre 1720mm)
- (5) Stacking aisle width is based on the VDI standard calculation as shown on illustration. The British Industrial Truck Association recommends the addition of 100mm to the total clearance (dimension a) for extra operating margin at the rear of truck.
- (6) Gradeability figures are provided for comparison of tractive performance, but are not intended to endorse the operation of vehicle on the stated inclines.

POWERTRAINS

GENERAL				HYSTER		
1.1	Manufacturer			RS46-29XD/62 - RS46-41XD75S		
1.2	Model designation			Diesel		
1.3	Power type			Cummins X12		
ENGINE	7.1	Engine manufacturer / model		Stage Tier 3 / IIIA		
	7.1.1	Emission legislation		Tier 4 / Stage IV		
	7.2	Engine power rated to ISO 1585	kW	261 @ 2,000	265 @ 2,000	
	7.2.1	Engine power, maximum	kW	276 @ 1,800	283 @ 1,700	
	7.3	Rated speed	min ⁻¹	2,000		
	7.3.1	Engine torque @rpm	N-m/min-1	1,674 @ 1,400	1,862 @ 1,400	
	7.4	Number of cylinders / displacement	# / cm ³	6 / 11,800		
7.10	Battery voltage, rated capacity	V / Ah	24 / 210			
DRIVE	8.1	Drive control / transmission	Type	Torque converter		
	8.2	Transmission manufacturer / type	Type	Spicer Off-Highway / TE-30		
	8.4	Transmission manufacturer / type	Type	5 / 3		
	8.5	Coupling	#	Torque Converter		
	8.6	Wheel drive / drive axle manufacturer / type	Type	Kessler / D102PL341/528-NLB		
	8.11	Service brake	Type	Oil immersed disc		
8.12	Parking brake	Type	Dry disc on drive axle			
ADDITIONAL DATA	10.1	Operating pressure for attachments	bar	14.0		
	10.2	Oil volume for attachments	l/m	110		
	10.3	Hydraulic tank capacity	l	625		
	10.4	Fuel tank capacity	l	855		
	10.4.1	DEF/AdBlue Tank capacity	l	-	95	
	10.5	Steering design	Type	Hydrostatic		
	10.6	Number of steering rotations	#	6.0		
	10.7.1	Sound pressure level at driver's seat	Lpaz	dB(A)	On request	
10.7.1	Sound power level during the work cycle	Lwaz	dB(A)	On request		
SPREADER	9.1	Spreader manufacturer / type	Type / #	Elme / 817	Elme / 857	
	9.1.1	Pile slope spreader, mechanical without PPS	degrees	3	-	
	9.1.2	Pile slope spreader, mechanical with PPS	degrees	1.3	1.3	
	9.1.3	Pile slope spreader, Power Pile Slope (optional for 817)	degrees	6	6	
	9.3	Size of containers	ft	ISO 20' - 40'		
	9.4	Sideshift	b8	mm	800 / 800	
	9.6.1	Rotation angle, without override		degrees	+12 / -12	
9.6.2	Rotation angle, with override		degrees	+185 / -95		

STANDARD EQUIPMENT AND OPTIONS

PERFORMANCE	STD	OPT
Cummins X12 Tier 4 / Stage IV Diesel Engine	-	-
Cummins X12 Tier 3 / Stage IIIA Diesel Engine	-	-
Hydraulically driven on-demand cooling fan	X	
Powertrain protection system	X	
Heavy duty air intake	X	
High mount exhaust	X	
Spicer Off-Highway 5-speed auto-shifting transmission	X	
Kessler drive axle with wet disc brakes	X	
DRIVE	STD	OPT
Loaded Travel Speed Limiter pre-set to 20km/h depend on twist lock close signal	X	
Travel speed limiter - unconditional (adjustable)		X
Travel speed limiter - loaded (adjustable)	X	
18.00 - 25 40 Pneumatic Bias Tyres (RS46-29XD - RS46-33XD)		X
18.00 - 25 40PR Pneumatic Bridgestone STMS Slick Bias Tyres (RS46-29XD - RS46-33XD)	X	
18.00 x 25 Pneumatic Goodyear Bias Tyres (RS46-29XD - RS46-33XD)		X
18.00 x 25-40 Pneumatic, E4 Bias Tyres		X
18.00 x 25 Pneumatic Goodyear Slick Radial Tyres		X
18.00 x 25 Continental Container Master E4 tyres	X	
18.00 - 33 36 Pneumatic Bias Tyres (RS46-36XD - RS46-41XD)	X	
18.00 x 33 Pneumatic Goodyear Slick Radial Tyres (RS46-36XD - RS46-41XD)		X

DRIVE (continued)	STD	OPT
Spare wheels and tyres		X
Rear Tyre Life Enhancement		X
LIFT	STD	OPT
260cc Pump Configuration with Dual 130cc Variable Displacement Pumps	X	
On-demand load sensing hydraulic system	X	
Automatic throttle-up when lifting (in neutral or inching)	X	
2-stage telescoping Boom	X	
6-high 1st row stacking		X
Load Moment Indicator (integrated in dedicated display)	X	
High speed hoist system - below 10 tons	X	
Hydraulic system temperature protection with performance de-rate		X
Digital Operator Display with Load Moment Indicator	X	
SOLAS Container Weighing System - OIML R51 Compliant		X
Static Container Load Weight System With Printer		X
Static Container Load Weight System Without Printer		X
HANDLING	STD	OPT
Hyster® 817 Top Pick Spreader 20-40ft Telescopic Spreader	X	
Hyster® 857 Intermodal Spreader with integrated and foldable piggy back legs		X
Soft landing system for spreader		X
Mechanical Pile Slope	X	

STANDARD EQUIPMENT AND OPTIONS

HANDLING <i>(continued)</i>	STD	OPT
Powered Pile Slope	IH	CH
Damping system +/- 5° on the longitudinal oscillating of the spreader.	X	
Powered dampening cylinders	IH	CH
Tool changer		X
Attachments for steel load handling		X
Attachments for wind industry load handling		X
Barge container handling		X
4 Lifting Eyes mounted under the spreader, at 1.33m centre to centre		X
4 Lifting Eyes mounted near twistlocks	X	
Bumpers on Spreader as Guide for twistlocks (Wide)		X
Bumpers on Spreader as Guide for twistlocks (Narrow)		X
Automated One-touch Spreader Extend/Retract (20'-40')		X
Automatic Hydraulic Spreader Stop at 20-40ft Position		X
30' Hydraulic Stop for Telescopic Spreader		X
Vertical Lift System		X
VISIBILITY	STD	OPT
2 External Mirrors on Front Fenders		X
External wide angle mirrors mounted on rear of front fenders	X	
External wide angle mirrors mounted on top of front fenders	IH	CH
Heated Mirrors		X
Rear Mounted Colour Camera with front mounted LCD Display		X
Rear Mounted Colour Camera with rear mounted LCD Display		X
Two Twist Lock Cameras Mounted on Spreader		X
Halogen work lights	X	
LED work lights		X
High performance LED work lights		X
LED twistlock indicator lights	X	
LED stop/tail/brake lights	X	
LED Turn signals, hazard & marker lights	X	
ERGONOMICS	STD	OPT
Enclosed Operator Cabin with Heating	X	
Enclosed Operator Cabin with Automatic Climate Control		X
Top Window with Armoured Glass	X	
Top Window with Armoured Glass and Additional Steel Bars		X
Powered partial-sliding cabin (up to 0.9m from the rear position), including additional mirrors on top of fenders	X	
Powered full-sliding cabin (up to 2.6m from the rear position), including rear view mirrors, front rail, right side stairway, and handrails	IH	CH
Elevating operator cabin		X
Isolated mounting for low noise and vibration	X	
Operator presence system	X	
Mechanical Suspension Cloth Seat	X	
Mechanical Suspension Vinyl Seat		X
Air Suspension Seat with Vinyl Cover		X
Air Suspension Seat with Cloth Cover		X
Deluxe Air Ride Full Suspension Vinyl Seat		X
Deluxe Air Suspension Cloth Seat		X
Deluxe Air Suspension Heated Cloth Seat		X
Deluxe Air Suspension Seat with Cloth Cover, Heating and Ventilation		X
High and Adjustable Seat Backrest		X
Hi-Vis Red 2 Point Seat Belt	X	
Hi-Vis Red 3 Point Seat Belt		X
Floor mat	X	
Coat hook	X	
Front, top and rear wipers	X	
"H"-pattern front wiper		X
"I"-pattern front wiper	X	
Front and rear window defrosters	X	
Left side handrails, stairway and cabin door	X	
Left side stair lights		X
Right side handrails, stairway and cabin door		X
Handrails and Platform on Counterweight		X
Dual 7" Digital Display	X	
Hydraulics controlled by Joystick	X	
Directional Control on Joystick	X	
Armrest on Left Side	X	
Manual park brake	X	

ERGONOMICS <i>(continued)</i>	STD	OPT
Park Brake - Automatic applied		X
Steering wheel spinner knob	X	
Telescoping & tilting steering column	X	
DC/DC 12/24V Converter with 1 Power Socket and 2 USB Outlets		X
DC/DC 12/24V Converter with 2 Power Socket and 2 USB Outlets		X
Reading light		X
Top and Rear Screen Roller Sunshade		X
2 Sun Visors for Front Window		X
Sunshades in Operator Cabin		X
Trainer Seat with Cloth Cover and 2-point High-Visibility Seatbelt		X
Recirculation fan		X
Additional Operator Fan in Cabin		X
Accessory Mounting Bar on A-Pillar		X
Heated Top and Rear Windows		X
Heated Rear Window		X
Heated Top Window		X
Tinted Cabin Windows - Applied to all Windows (SPED)		X
Tinted Top Cabin Window (SPED)		X
Radio Preparation with 2 Speakers and Antenna		X
Bluetooth Radio with 2 Speaker and Antenna		X
OPERATION	STD	OPT
Emergency Hydraulic Stop on Armrest		X
Air horn 112 dB	X	
Audible alarm – reverse direction activated 82–102 dB(A), self-adjusting	X	
Audible alarm - Forward / Reverse		X
Audible White Noise Reverse Alarm		X
Visible alarm – Strobe Light	X	
Rear Radar Object Detection System		X
Truck Start – Key switch with Start Button – with Seatbelt Interlock non-sequenced		X
Truck Start – Key switch with Start Button – with Seatbelt Interlock on Sequence	X	
Tyre pressure monitoring system	X	
Lockable battery disconnect switch	X	
Battery jump start connection (NATO plug)		X
Automatic Truck Shutdown with Timer		X
Automatic Climate Control Shut-off with Open Door		X
Delayed Engine Shutdown for Turbo Cooldown	X	
Lockable Fuel Cap		X
Non-Lockable Fuel Cap	X	
Stainless Steel diesel fuel inlet strainer in filler neck		X
Hyster Tracker wireless asset management system	X	
Hyster Tracker wireless asset management - monitoring		X
Hyster Tracker wireless asset management - access / verification		X
Automatic Grease Basic Truck and Outer Boom		X
Automatic Grease Spreader 817 with mechanical PPS and Inner Boom		X
Automatic Grease Spreader 817 with powered pile slope and Inner Boom		X
Steer Axle with Wheel Nut Protection	X	
Automatic Fire Suppression System		X
Fuses Partially Replaced by Electric Circuit Breakers		X
Operator password (display) for Truck Start		X
Diesel Fueled Cab Heater (SPED)		X
APPEARANCE	STD	OPT
Hyster yellow paint base truck and spreader	X	
Special paint base truck and spreader		X
Red/White Retroreflective		X
SUPPLEMENTAL	STD	OPT
Literature package *	X	
Warranty: 12 Months / 2,000		X
Warranty: 24 Months / 4,000	X	

*Standard or Optional in select markets or on select models.
 Other options available through Special Products Engineering Department (SPED). Contact Hyster for details.
 IH = Intermodal Handler / CH = Container Handler

FRONT END EQUIPMENT

CONTAINER HANDLER SPREADERS

ISO CONTAINER SPREADER WITH MPS



ISO CONTAINER SPREADER WITH PPS



INTERMODAL HANDLER SPREADER



SPREADER FOR BULK LOAD HANDLING

ISO CONTAINER TIPPING SPREADER



TOOL CHANGER AND ATTACHMENTS

TOOL CHANGER



CH SPREADER FOR TOOL CHANGER



SLAB HANDLER FOR TOOL CHANGER



C-HOOK FOR TOOL CHANGER



SPREADER FOR COIL HANDLING

C-HOOK SPREADER



SPREADER FOR BARGE HANDLING

OVERSIZED LEG SPREADER






Hyster Pacific

1/23 Rowood Road, Prospect NSW 2148
Tel: +61 (2) 9795 3800 Fax: +61 (2) 9792 8484

Hyster Asia

16 Tuas Avenue 20, Singapore 638827
Tel: +65 6863 3387 Fax: +65 6863 3349

Visit us online at www.hyster.com

© Hyster Asia Pacific 2023. All rights reserved. HYSTER, , and Strong Partners. Tough Trucks are trademarks of Hyster-Yale Group, Inc. Specifications and details in this brochure are subject to change without prior notification. Please consult with your Hyster dealer for the most up to date information and to confirm exact capacities.