

H8-9XD EC 6-8 H9-11XD ECD 7-9

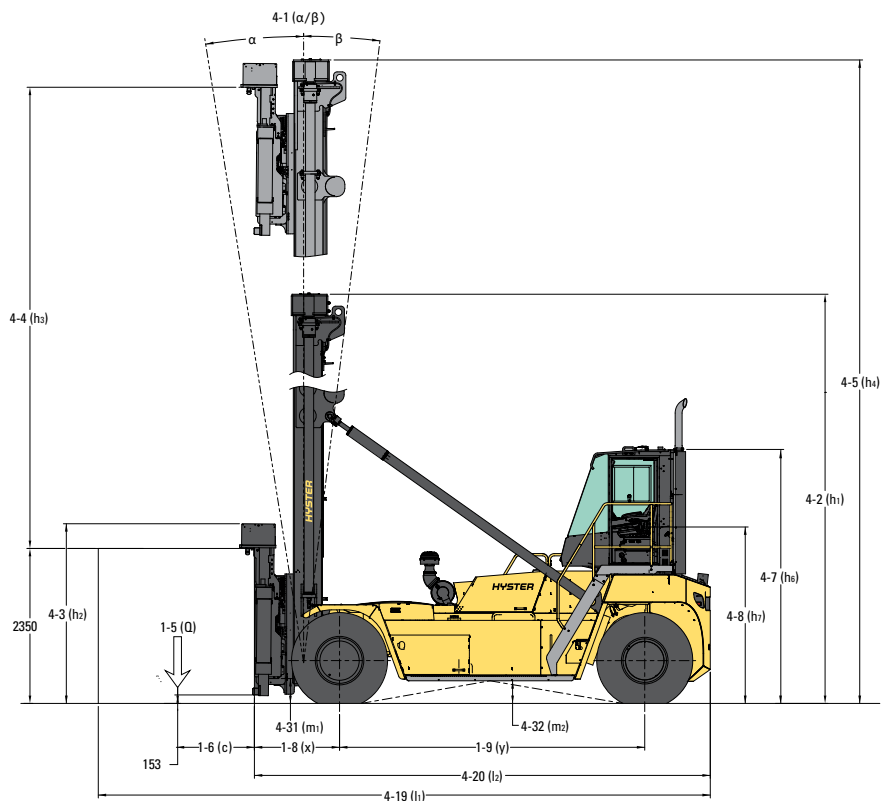


EMPTY CONTAINER HANDLER PRODUCT TECHNICAL GUIDE

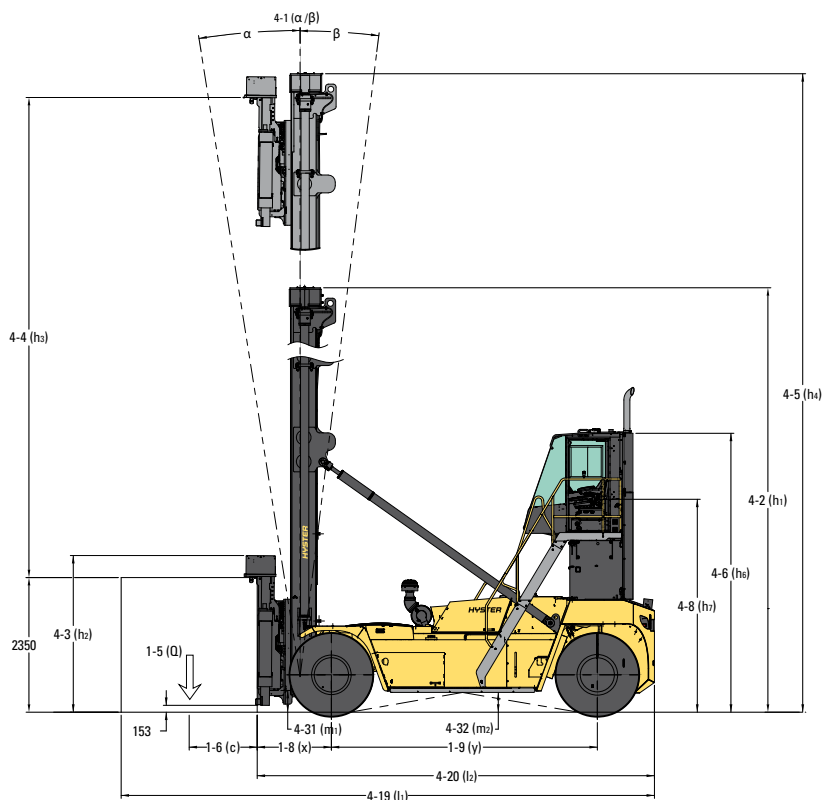


DIMENSIONS

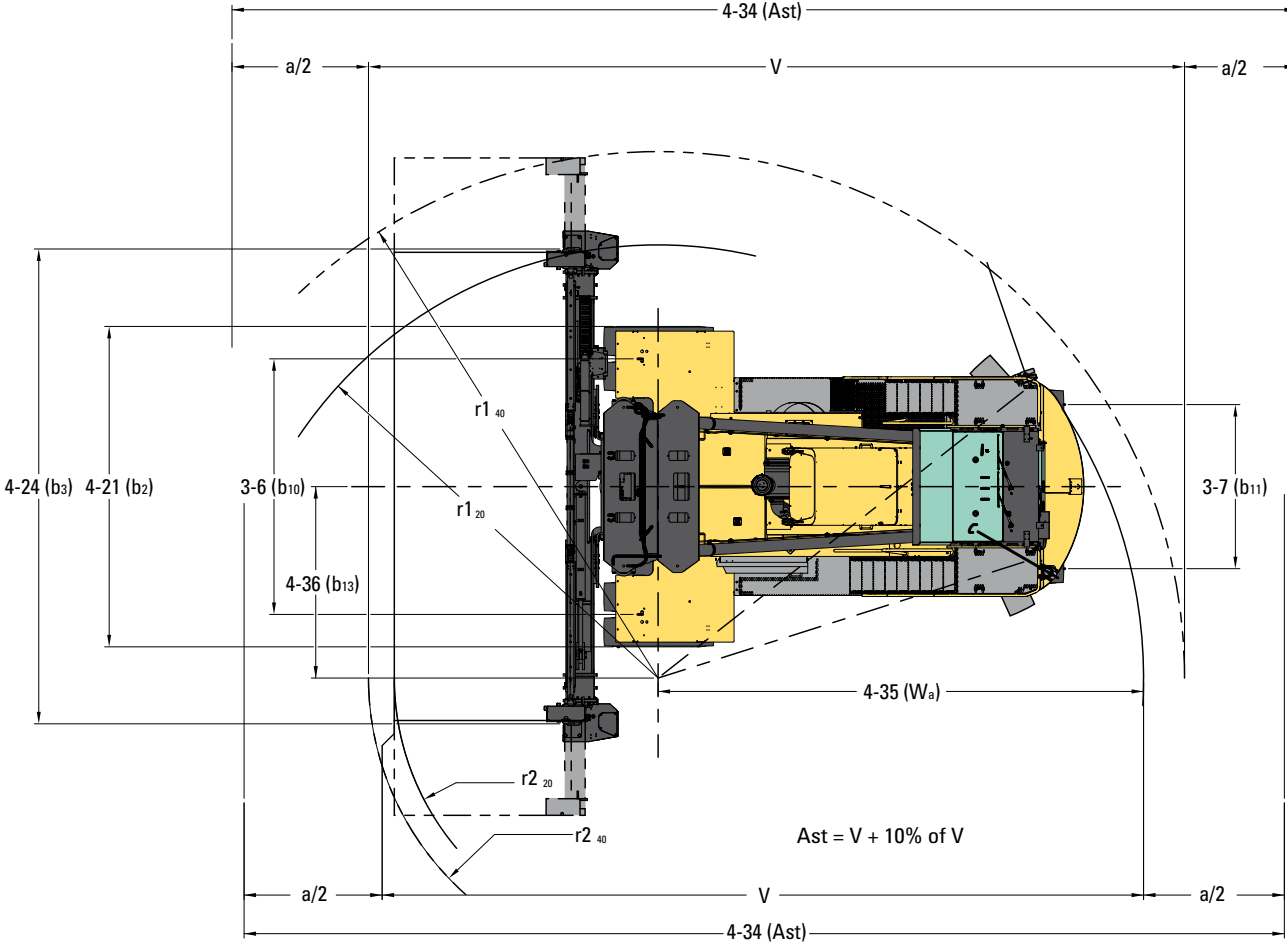
STANDARD CAB POSITION



OPTIONAL RAISED CAB POSITION



Note: For raised cab version add 1000mm for h₆ and h₇.



- r₁ = radius of swing of container attachment rear corner
- r₂ = radius of swing of container front corner
- W_a = outside turning radius of the truck
- a = total operating clearance, a/2 is operating clearance at each side
- V = (theoretical) 90° ~ stacking aisle width, no intrusive stacking width clearance
- Ast = V + a
- Ast = V + 10% of V

H8XD-EC6 / H8XD-EC7 / H9XD-EC7 SPECIFICATIONS

			HYSTER				
			H8XD-EC6	H8XD-EC7	H9XD-EC7		
GENERAL	1-1	Manufacturer		HYSTER			
	1-2	Model designation		H8XD-EC6	H8XD-EC7	H9XD-EC7	
	1-3	Drive		Diesel			
	1-4	Operator type		Seated			
	1-5	Load capacity, nominal (1)	Q	kg	8,000	9,000	
	1-6	Load center distance	c ₁	mm	1,220		
	1-8	Load distance, centre of drive axle to front of side lift spreader	x	mm	1,357		
	1-9	Wheelbase	y	mm	4,500		
	1-10	Container stacking height, 8'6" / 9'6"	#		6 / 5	7 / 6	
	WT.	2-1	Service weight	kg	35,558	36,912	38,898
2-2		Axle loading with load, front / rear	kg	35,313 / 8,194	36,794 / 8,068	38,193 / 9,655	
2-3		Axle loading without load, front / rear	kg	22,935 / 12,623	24,416 / 12,497	24,259 / 14,639	
WHEELS	3-1	Tyre type		Pneumatic			
	3-2	Tyre size, front		14.00 - 24 24PR			
	3-3	Tyre size, rear		14.00 - 24 24PR			
	3-5	Number of tyres, front / rear (x driven)		x 4 / 2			
	3-6	Tread, front	b ₁₀	mm	3,282		
	3-7	Tread, rear	b ₁₁	mm	2,108		
DIMENSIONS	4-1	Mast tilt, forward / backward	α/β	deg	4 / 3		
	4-2	Height, mast lowered	h ₁	mm	9,495	10,795	
	4-3	Free lift	h ₂	mm	0		
	4-4	Lift	h ₃	mm	13,850	16,450	
	4-4-1	Lift height, minimum (2)	h _{3.1.1}	mm	2,314		
	4-4-2	Lift height, maximum (2)	h _{3.1.2}	mm	16,164	18,764	
	4-5	Height, mast extended	h ₄	mm	16,420	19,020	
	4-7-1	Height of overhead guard (closed cab)	h ₆	mm	3,791		
	4-7-2	Height of overhead guard (closed cab w/ airco)	h ₆	mm	3,791		
	4-7-4	Height of overhead guard (closed cab w/ work lights)	h ₆	mm	3,961		
	4-8	Seat height to SIP (3) (4)	h ₇	mm	2,650		
	4-19	Overall length	l ₁	mm	9,264		
	4-20	Length to face of spreader	l ₂	mm	6,824		
	4-21	Overall width across drive tyres	b ₂	mm	4,110		
	4-23	Width across spreader, retracted/extended	b ₃	mm	6,084 / 12,218		
	4-31	Ground clearance, lowest point	m ₁	mm	293		
	4-32	Ground clearance, center or wheelbase	m ₂	mm	383		
	4-33	Aisle width with 20' Container REDUCED / FULL stroke	Ast ₂₀	mm	10,614 / 10,144		
	4-34	Aisle width with 40' Container REDUCED / FULL stroke	Ast ₄₀	mm	14,180 / 13,875		
4-35	Outside turning radius REDUCED / FULL stroke	W _a	mm	6,934 / 6,371			
4-36	Internal turning radius REDUCED / FULL stroke	b ₁₃	mm	1,619 / 763			
PERFORMANCE STAGE IIIA / TIER 3	5-1	Travel speed, with / without load		km/h	20 / 25		
	5-2	Lifting speed, with / without load		m/s	0.51 / 0.67		
	5-2-1	Lifting speed, with 70% load		m/s	0.58		
	5-3	Lowering speed with / without load		m/s	0.55 / 0.55		
	5-5	Drawbar pull - 1.6 km/h, with / without load		kN	160 / 161	159 / 161	
	5-6	Drawbar pull - max, with / without load		kN	193 / 194	192 / 194	
	5-7	Gradeability - 1.6 km/h, with / without load (5)		%	40 / 39	39 / 38	36 / 36
	5-8	Gradeability - max, with / without load (5)		%	49 / 39	48 / 38	45 / 36
PERFORMANCE STAGE V / GB4	5-1	Travel speed, with / without load		km/h	20 / 25		
	5-2	Lifting speed, with / without load		m/s	0.51 / 0.67		
	5-2-1	Lifting speed, with 70% load		m/s	0.58		
	5-3	Lowering speed with / without load		m/s	0.55 / 0.55		
	5-5	Drawbar pull - 1.6 km/h, with / without load		kN	160 / 161	159 / 161	
	5-6	Drawbar pull - max, with / without load		kN	193 / 194	192 / 194	
	5-7	Gradeability - 1.6 km/h, with / without load (5)		%	40 / 39	39 / 38	36 / 36
	5-8	Gradeability - max, with / without load (5)		%	49 / 39	48 / 38	45 / 36

- (1) Raised cabin may result in reduced capacity since the "carry" height will be higher.
- (2) Minimum/maximum height of twistlocks
- (3) With raised cabin position add 39" / 1000 mm
- (4) SIP to drive axle plus radius of tires to ground using standard tires
- (5) Gradeability figures are provided for comparison of tractive performance, but are not intended to endorse the operation of vehicle on the stated inclines.

H9XD-EC8 / H9XD-ECD7 / H9-ECD8 SPECIFICATIONS

	Code	Description	Unit	HYSTER			
				H9XD-EC8	H9XD-ECD7	H9XD-ECD8	
GENERAL	1-1	Manufacturer		HYSTER			
	1-2	Model designation		H9XD-EC8	H9XD-ECD7	H9XD-ECD8	
	1-3	Drive		Diesel			
	1-4	Operator type		Seated			
	1-5	Load capacity, nominal (1)	Q	kg	9,000		
	1-6	Load center distance	c ₁	mm	1,220		
	1-8	Load distance, centre of drive axle to front of side lift spreader	x	mm	1,357	1,309	
	1-9	Wheelbase	y	mm	4,500		
	1-10	Container stacking height, 8'6" / 9'6"	#		8 / 7	6 + 1 / 5 + 1	7 + 1 / 6 + 1
	WT.	2-1	Service weight		kg	41,487	39,468
2-2		Axle loading with load, front / rear		kg	38,896 / 10,540	39,088 / 9,380	40,602 / 9,251
2-3		Axle loading without load, front / rear		kg	25,962 / 15,524	25,030 / 14,438	26,544 / 14,309
WHEELS	3-1	Tyre type		Pneumatic			
	3-2	Tyre size, front		14.00 - 24 24PR	14.00 - R24		
	3-3	Tyre size, rear		14.00 - 24 24PR	14.00 - R24		
	3-5	Number of tyres, front / rear (x driven)		x 4 / 2			
	3-6	Tread, front	b ₁₀	mm	3,507	3,282	
	3-7	Tread, rear	b ₁₁	mm	2,108		
DIMENSIONS	4-1	Mast tilt, forward / backward	α/β	deg	4 / 3		
	4-2	Height, mast lowered	h ₁	mm	12,095	9,495	10,795
	4-3	Free lift	h ₂	mm	0		
	4-4	Lift	h ₃	mm	19,050	13,850	16,450
	4-4-1	Lift height, minimum (2)	h _{3.1.1}	mm	2,318	2,472	
	4-4-2	Lift height, maximum (2)	h _{3.1.2}	mm	21,364	16,322	18,922
	4-5	Height, mast extended	h ₄	mm	21,620	16,420	19,020
	4-7-1	Height of overhead guard (closed cab)	h ₆	mm	3,791		
	4-7-2	Height of overhead guard (closed cab w/ airco)	h ₆	mm	3,791		
	4-7-4	Height of overhead guard (closed cab w/ work lights)	h ₆	mm	3,961		
	4-8	Seat height to SIP (3) (4)	h ₇	mm	2,650		
	4-19	Overall length	l ₁	mm	9,264	9,214	
	4-20	Length to face of spreader	l ₂	mm	6,824	6,776	
	4-21	Overall width across drive tyres	b ₂	mm	4,335	4,110	
	4-23	Width across spreader, retracted/extended	b ₃	mm	6,084 / 12,218	6,566 / 12,700	
	4-31	Ground clearance, lowest point	m ₁	mm	293		
	4-32	Ground clearance, center or wheelbase	m ₂	mm	383		
	4-33	Aisle width with 20' Container REDUCED / FULL stroke	Ast ₂₀	mm	10,614 / 10,144	10,566 / 10,096	
	4-34	Aisle width with 40' Container REDUCED / FULL stroke	Ast ₄₀	mm	14,180 / 13,875	14,382 / 14,081	
	4-35	Outside turning radius REDUCED / FULL stroke	W _a	mm	6,934 / 6,371		
4-36	Internal turning radius REDUCED / FULL stroke	b ₁₃	mm	1,507 / 651	1,619 / 763		
PERFORMANCE STAGE IIIA / TIER 3	5-1	Travel speed, with / without load		km/h	20 / 25		
	5-2	Lifting speed, with / without load		m/s	0.46 / 0.61		
	5-2-1	Lifting speed, with 70% load		m/s	0.54		
	5-3	Lowering speed with / without load		m/s	0.55 / 0.55		
	5-5	Drawbar pull - 1.6 km/h, with / without load		kN	147 / 149	148 / 149	147 / 149
	5-6	Drawbar pull - max, with / without load		kN	178 / 180		
	5-7	Gradeability - 1.6 km/h, with / without load (5)		%	31 / 35	33 / 39	32 / 38
	5-8	Gradeability - max, with / without load (5)		%	39 / 35	41 / 39	39 / 38
PERFORMANCE STAGE V / GB4	5-1	Travel speed, with / without load		km/h	20 / 25		
	5-2	Lifting speed, with / without load		m/s	0.46 / 0.61		
	5-2-1	Lifting speed, with 70% load		m/s	0.53		
	5-3	Lowering speed with / without load		m/s	0.55 / 0.55		
	5-5	Drawbar pull - 1.6 km/h, with / without load		kN	159 / 160		
	5-6	Drawbar pull - max, with / without load		kN	192 / 193		
	5-7	Gradeability - 1.6 km/h, with / without load (5)		%	34 / 35	36 / 39	34 / 38
	5-8	Gradeability - max, with / without load (5)		%	42 / 35	44 / 39	43 / 38

- (1) Raised cabin may result in reduced capacity since the "carry" height will be higher.
- (2) Minimum/maximum height of twistlocks
- (3) With raised cabin position add 39" / 1000 mm
- (4) SIP to drive axle plus radius of tires to ground using standard tires
- (5) Gradeability figures are provided for comparison of tractive performance, but are not intended to endorse the operation of vehicle on the stated inclines.

H10XD-ECD8 / H11XD-ECD8 / H11-ECD9 SPECIFICATIONS

			HYSTER			
			H10XD-ECD8	H11XD-ECD8	H11XD-ECD9	
GENERAL	1-1	Manufacturer		HYSTER		
	1-2	Model designation		H10XD-ECD8	H11XD-ECD8 H11XD-ECD9	
	1-3	Drive		Diesel		
	1-4	Operator type		Seated		
	1-5	Load capacity, nominal (1)	Q	kg	10,000	11,000
	1-6	Load center distance	c ₁	mm	1,220	
	1-8	Load distance, centre of drive axle to front of side lift spreader	x	mm	1,309	
	1-9	Wheelbase	y	mm	4,500	
	1-10	Container stacking height, 8'6" / 9'6"	#		7 + 1 / 6 + 1	8 + 1 / 7 + 1
	WT.	2-1	Service weight	kg	41,886	42,847
2-2		Axle loading with load, front / rear	kg	42,166 / 9,719	43,730 / 10,117	45,207 / 9,990
2-3		Axle loading without load, front / rear	kg	26,546 / 15,339	26,548 / 16,299	28,025 / 16,172
WHEELS	3-1	Tyre type		Pneumatic		
	3-2	Tyre size, front		14.00 - R24		
	3-3	Tyre size, rear		14.00 - R24		
	3-5	Number of tyres, front / rear (x driven)		x 4 / 2		
	3-6	Tread, front	b ₁₀	mm	3,507	
	3-7	Tread, rear	b ₁₁	mm	2,108	
DIMENSIONS	4-1	Mast tilt, forward / backward	α/β	deg	4 / 3	
	4-2	Height, mast lowered	h ₁	mm	10,795	12,095
	4-3	Free lift	h ₂	mm	0	
	4-4	Lift	h ₃	mm	16,450	19,050
	4-4-1	Lift height, minimum (2)	h _{3.1.1}	mm	2,472	
	4-4-2	Lift height, maximum (2)	h _{3.1.2}	mm	18,922	21,522
	4-5	Height, mast extended	h ₄	mm	19,020	21,620
	4-7-1	Height of overhead guard (closed cab)	h ₆	mm	3,791	
	4-7-2	Height of overhead guard (closed cab w/ airco)	h ₆	mm	3,791	
	4-7-4	Height of overhead guard (closed cab w/ work lights)	h ₆	mm	3,961	
	4-8	Seat height to SIP (3) (4)	h ₇	mm	2,650	
	4-19	Overall length	l ₁	mm	9,216	
	4-20	Length to face of spreader	l ₂	mm	6,776	
	4-21	Overall width across drive tyres	b ₂	mm	4,335	
	4-23	Width across spreader, retracted/extended	b ₃	mm	6,566 / 12,700	
	4-31	Ground clearance, lowest point	m ₁	mm	293	
	4-32	Ground clearance, center or wheelbase	m ₂	mm	383	
	4-33	Aisle width with 20' Container REDUCED / FULL stroke	Ast ₂₀	mm	10,566 / 10,096	
4-34	Aisle width with 40' Container REDUCED / FULL stroke	Ast ₄₀	mm	14,382 / 14,081		
4-35	Outside turning radius REDUCED / FULL stroke	W _a	mm	6,934 / 6,371		
4-36	Internal turning radius REDUCED / FULL stroke	b ₁₃	mm	1,507 / 651		
PERFORMANCE STAGE IIIA / TIER 3	5-1	Travel speed, with / without load		km/h	20 / 25	
	5-2	Lifting speed, with / without load		m/s	0.46 / 0.61	
	5-2-1	Lifting speed, with 70% load		m/s	0.54	
	5-3	Lowering speed with / without load		m/s	0.55 / 0.55	
	5-5	Drawbar pull - 1.6 km/h, with / without load		kN	147 / 149	147 / 148
	5-6	Drawbar pull - max, with / without load		kN	178 / 180	177 / 179
	5-7	Gradeability - 1.6 km/h, with / without load (5)		%	30 / 37	29 / 37 28 / 36
	5-8	Gradeability - max, with / without load (5)		%	37 / 37	36 / 37 35 / 36
PERFORMANCE STAGE V / GB4	5-1	Travel speed, with / without load		km/h	20 / 25	
	5-2	Lifting speed, with / without load		m/s	0.46 / 0.61	
	5-2-1	Lifting speed, with 70% load		m/s	0.53	
	5-3	Lowering speed with / without load		m/s	0.55 / 0.55	
	5-5	Drawbar pull - 1.6 km/h, with / without load		kN	158 / 160	
	5-6	Drawbar pull - max, with / without load		kN	191 / 193	
	5-7	Gradeability - 1.6 km/h, with / without load (5)		%	33 / 37	31 / 37 31 / 36
	5-8	Gradeability - max, with / without load (5)		%	41 / 37	39 / 37 38 / 36

- (1) Raised cabin may result in reduced capacity since the "carry" height will be higher.
- (2) Minimum/maximum height of twistlocks
- (3) With raised cabin position add 39" / 1000 mm
- (4) SIP to drive axle plus radius of tires to ground using standard tires
- (5) Gradeability figures are provided for comparison of tractive performance, but are not intended to endorse the operation of vehicle on the stated inclines.

* Please contact your Hyster dealer / manufacturer.

GENERAL	1-1	Manufacturer			HYSTER
	1-2	Model designation			H8-9XD-EC6-8 / H9-11XD-ECD7-9
	1-3	Powertrain / drivetrain			Diesel

ENGINE	7-1	Engine manufacturer / model			Cummins / QSB 6.7	Mercedes / OM936
	7-1a	EPA Tier Compliance			Tier 3 / Stage IIIA	China GB4 / Stage V
	7-2	Engine power-rated		kW	164 @ 2200	180 @ 1800
	7-2-1	Engine power, maximum		kW	172	180
	7-3-1	Engine torque @ rpm (1.min)		N-m	949 @ 1500	1,000 @ 1200-1600
	7-4	Number of cylinders / displacement		# / cm ³	6 / 6,690	6 / 7,698
	7-6	Fuel consumption according to VDI cycle		l/h	On request	
	7-8	Alternator output		Amps	120	
	7-9	Electrical system voltage		V	24	
	7-10	Battery voltage, nominal capacity		V / Ah	24 / 102	

DRIVE	8-0	Drive control / Transmission		Type	Powership Transmission	
	8-1	Type of drive unit		Type	Torque Converter	
	8-2	Transmission manufacturer / type		Type	ZF 5WG211	
	8-2-1	Transmission speeds forward / backward		#	5 / 3	
	8-3	Wheel drive / drive axle manufacturer / type		Type	Axle Tech / PRC 1756W3H	
	8-11	Service brake		Type	Oil immersed (wet) disc	
	8-12	Parking brake		Type	Spring applied, dry disc on drive axle	

SPREADER	1-2	Model designation			H8-9XD-EC6-8	H9-11XD-ECD7-9
	9-1	Spreader manufacturer / type		Type	Elme / 588TB MPS	Elme / 584LD PPS
	9-1-1	Pile slope, mechanical		mm	+/- 205	+/- 192
	9-1-2	Pile slope total, powered		degrees	-	+/- 6
	9-3	Size of containers		ft	ISO 20' - 40'	
	9-4	Sideshift	b _g	mm	+ / - 600	
	9-4-1	Telescoping time, extend / retract		seconds	10 / 13	

MISC	10-1	Operating pressure for attachments		MPa	22.5	
	10-2	Oil volume for attachments		l/m	72	
	10-3	Hydraulic tank capacity		l	268	300
	10-4	Fuel tank capacity		l	350	
	10-4-1	DEF/AdBlue tank capacity (Stage V only)		l	N/A	38
	10-5	Steering design		Type	Hydrostatic	
	10-6	Number of steering rotation		#	5.0	

NOTES:

Specifications are affected by the condition of the vehicle and how it is equipped, as well as the nature and condition of the operating area. Inform your dealer of the nature and condition of the intended operating area when purchasing your Hyster® truck.

- (1) Load capacity at highest container positions may be less, depending on truck model, stacking height and tyres.
- (2) Minimum/maximum height of twistlocks.
- (3) With cab mounted work lights add 6"/132 mm.
- (4) With raised cabin position add 39" / 1000 mm.
- (5) Includes 8"/200 mm clearance. FULL / REDUCED steer cylinder stroke.
- (6) Gradeability figures are provided for comparison of tractive performance, but are not intended to endorse the operation of vehicle on the stated inclines.

All capacities are according to EN1459.

All specifications and capacities are valid for trucks equipped with a Hyster® container handling spreader for handling ISO containers.

NOTICE:

Care must be exercised when handling elevated loads. Operators must be trained and must read, understand and follow the instructions contained in the Operating Manual.

All values are nominal values and they are subject to tolerances. For further information, please contact the manufacturer.


Hyster products are subject to change without notice.

Lift trucks illustrated may feature optional equipment.

Values may vary with alternative configurations.

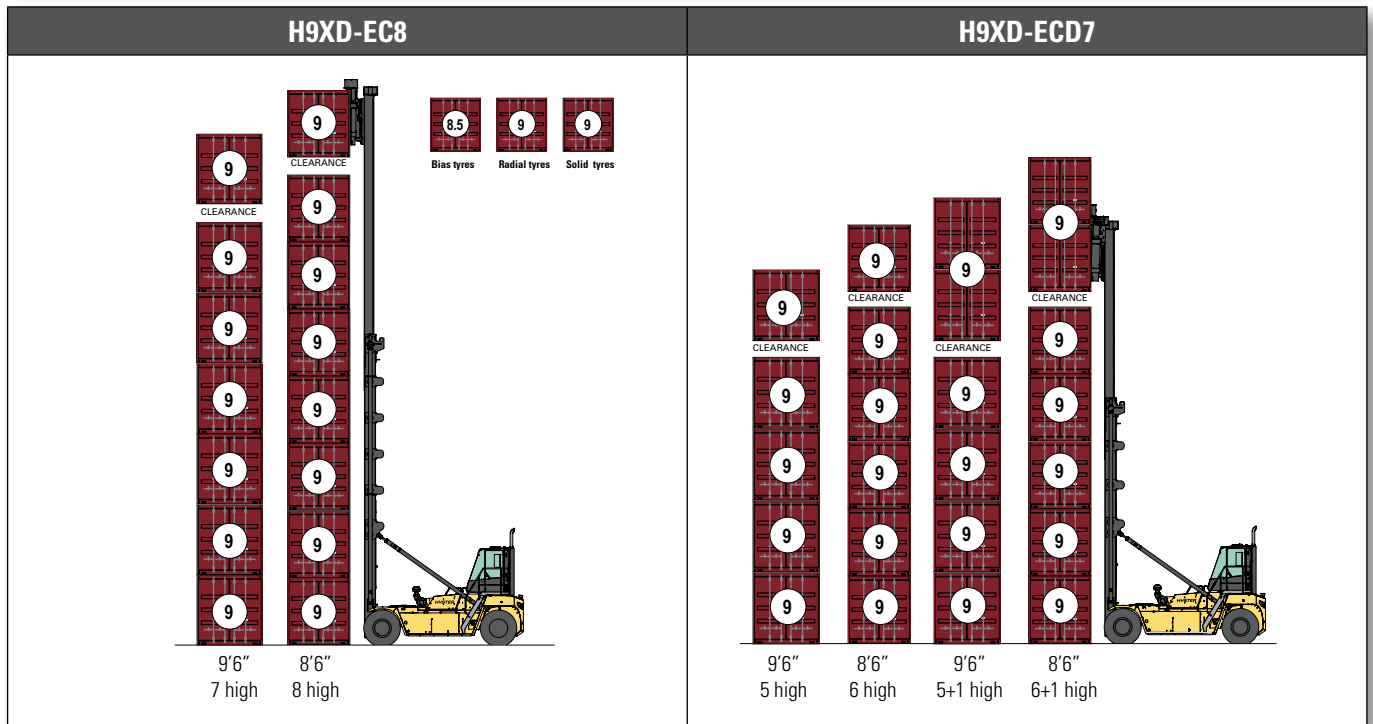
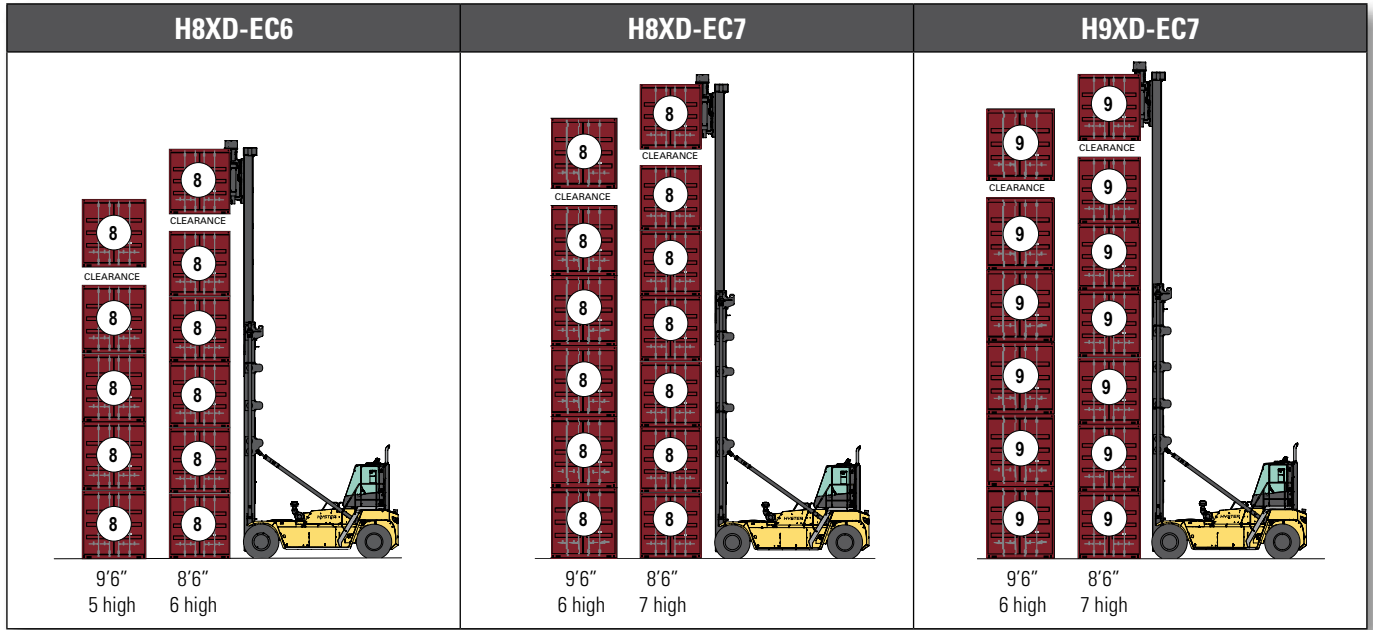
CERTIFICATION: Hyster lift trucks meet the design and construction requirements of B56.1-1969, per OSHA Section 1910.178(a)(2), and also comply with the B56.1 revision in effect at time of manufacture. Certification of compliance with the applicable ANSI standards appears on the lift truck. Performance specifications are for a truck equipped as described under Standard Equipment on this Technical Guide. Performance specifications are affected by the condition of the vehicle and how it is equipped, as well as by the nature, condition of the operating area, proper service and maintenance of the vehicle. If these specifications are critical, the proposed application should be discussed with your dealer.

NOTE: Specifications, unless otherwise listed, are for a standard truck without optional equipment.

 **Safety:** This truck conforms to the current EU and ANSI requirements.

Specification data is based on VDI 2198.

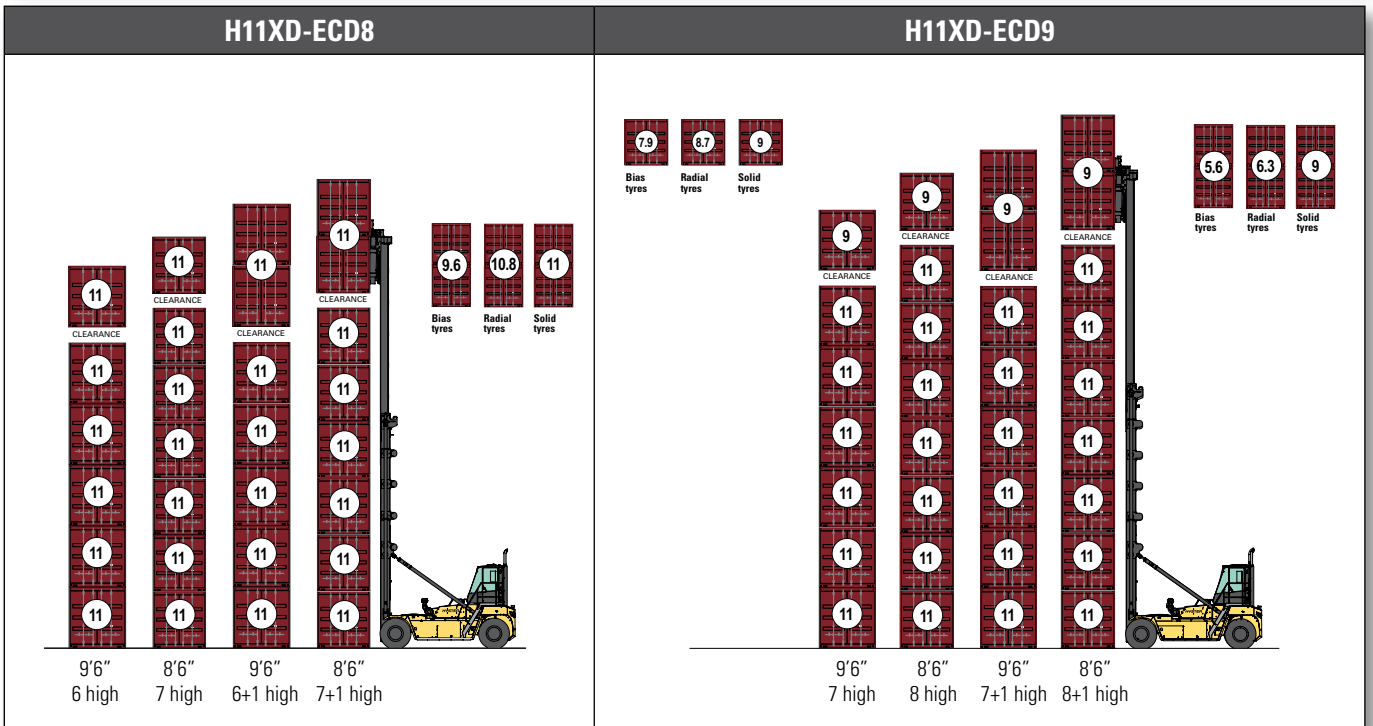
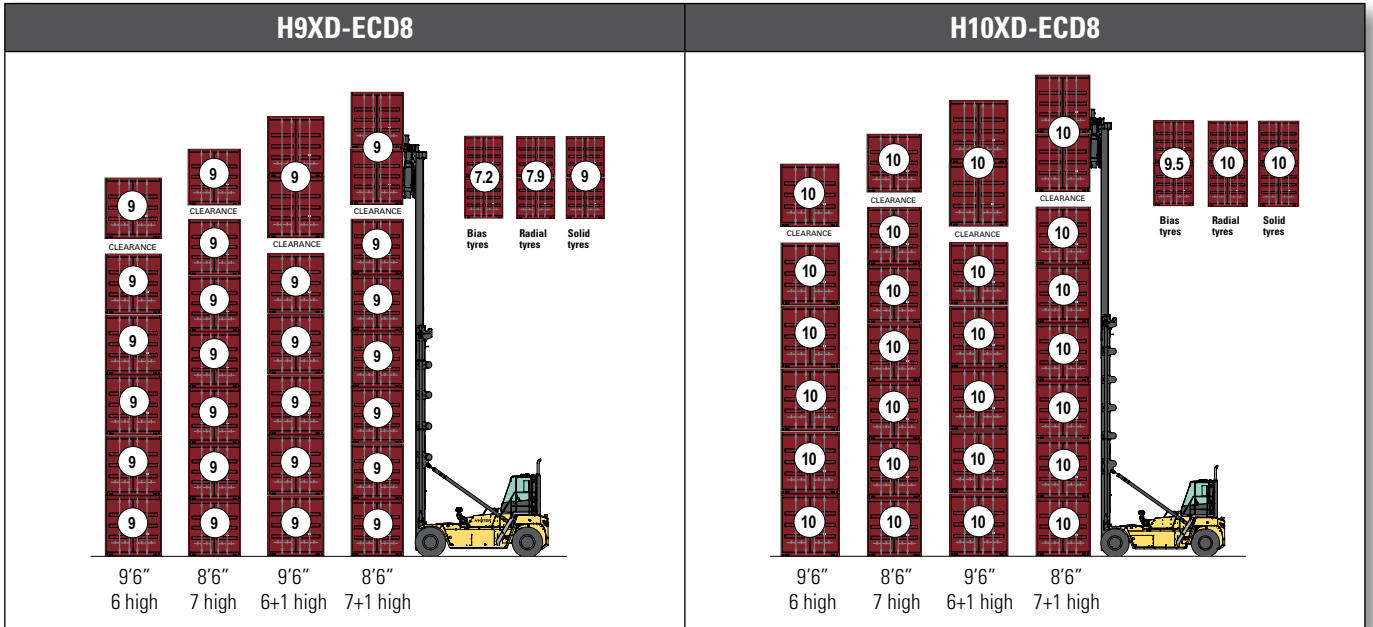
RATED CAPACITIES AND STACKING HEIGHTS



> SINGLE CONTAINER SPREADER

SINGLE CONTAINER SPREADER 588 TB	
<p>Single handling container spreader Vertical Twistlocks.</p> <p>Suitable for:</p> <ul style="list-style-type: none"> • 20' or 40' ISO containers of 8' (2.44 m) width • Approx. 2.45-2.50 m wide "pallet-wide" 20' or 40' containers, with ISO-like 'chamfered' corner castings. • With speed limitation for laden/unladen. <p>Not suitable for:</p> <ul style="list-style-type: none"> • Approx. 2.45 - 2.60 m wide "CPC" containers (Cellular Pallet-wide Containers) with non-ISO corner castings. • Approx. 2.45 - 2.50 m wide "pallet-wide" 20' or 40' containers, with ISO-like 'chamfered' corner castings. 	

RATED CAPACITIES AND STACKING HEIGHTS



DOUBLE CONTAINER SPREADER

DOUBLE CONTAINER SPREADER 584 LD		
		<p>Double handle container spreader.</p> <ul style="list-style-type: none"> • Picking container(s) at the front (hooks) and side (clamps) of the corner castings. • With speed limitation for laden/unladen. • With speed limitation for locked/un-locked. • With first and second container presence sensing.

OPTIONAL SPREADERS AND ENGAGEMENT SYSTEMS

SINGLE CONTAINER SPREADER 586 TB

		<p>Single container handling spreader Vertical Twistlocks Removable "inset" container blocks Suitable for:</p> <ul style="list-style-type: none"> • 20' or 40' ISO containers of 8' (2.44 m) width • WTP (Wide Twistlock Position) containers • Approx. 2.45-2.60 m wide "CPC" containers (Cellular Pallet-wide Containers) with non-ISO top corners castings. • With speed limitation for laden/unladen.
---	--	---

SINGLE CONTAINER SPREADER 589 TB

		<p>Single container handling spreader Vertical Twistlocks Forward Reach function on the twistlocks (100-176 mm) Suitable for:</p> <ul style="list-style-type: none"> • 20' or 40' ISO containers of 8' (2.44 m) width • Approx. 2.45-2.50 m wide "pallet-wide" 20' or 40' containers, with ISO-like 'chamfered' corner castings. • Approx. 2.45-2.60 m wide "CPC" containers (Cellular Pallet-wide Containers) with non-ISO top corners castings. • With speed limitation for laden/unladen.
--	---	--

Note: All single handler spreaders are equipped with mechanically action pile slope (MPS). Optional powered pile slope available (PPS).

DOUBLE CONTAINER SPREADER 582 LS

		<p>Double handle container spreader.</p> <ul style="list-style-type: none"> • Picking container(s) at the front of the corner castings (enabling block stacking) • Top twistlock is extendable/retractable • No speed limits without container • Speed limiter 20km/h if one or two 20-40ft containers handling (laden)
---	--	---

DOUBLE CONTAINER SPREADER 584 LF

		<p>Double handle container spreader.</p> <ul style="list-style-type: none"> • Picking container(s) at the front (hooks) and side (clamps) of the corner castings • One or two ISO and Binnen container(s) 20-40ft. • One 45ft container in 40ft position • Includes first and second container presence sensing (indicating laden or unladen status for bottom and top container separately) • Includes fill-out pin and sensor to supplement hook, in order to ensure container engagement • No speed limits without container • Speed limiter 20km/h if one or two 20-40ft containers handling (laden) • With 10km/h or 6mp/h speed limit if side hooks are open (un-locked) • Speed limit 20 km/h with 45 ft container with fill-out pin
---	--	--

Note: All double handler spreaders are equipped with powered pile slope (PPS)

FEATURES AND OPTIONS

PERFORMANCE	STD	OPT
Cummins QSB 6.7L diesel engine rated 220 hp Tier 3 / 164 kW Stage IIIA	-	-
Mercedes OM936 7.7L Stage V / China GB4 Diesel Engine 180 kW @ 2200 rpm	-	-
Hibernate Idle	x	
Hydraulically driven on-demand cooling fan	x	
120 amp alternator	x	
Powertrain protection system	x	
Drive axle with Oil immersed brakes	x	
ZF Transmission 5WG211 5-speeds fwd/3-speeds reverse auto-shifting	x	
AxleTech Drive Axle PRC1756 W3H with wet disc brakes	x	
DRIVE	STD	OPT
Travel Speed Limiter pre-set to 12 mph / 20 km/h	x	
Conditional Travel Speed Limiter on un-locked, pre-set to 10 km/h	x	
14.00 x 24 Michelin XZM Radial Steer and Drive		x
14.00 x 24 Trelleborg Radial Steer and Drive		x
14.00 x 24 Pneumatic Shaped Solids Steer and Drive		x
14.00 R24 Bridgestone VCHS Tubeless Radial Steer and Drive		x
14.00 R24 Michelin XZM Tubeless Radial Steer and Drive		x
14.00 x 24-24 Advance Pneumatic Steer and Drive	x	
14.00 x 24-24 Advance Tubeless Pneumatic Steer and Drive		x
Spare wheels and tyres		x
LIFT	STD	OPT
On-Demand Load Sensing Hydraulic System	x	
Automatic Throttle-up when lifting (in neutral or inching)	x	
Variable lap mast for low roller forces	x	
2 cylinder / 2 chain design	x	
2 Stage Non Free Lift mast	x	
Mast tilt - 4° Forward / 3° Back	x	
Mast Tilt Indicator - Mechanical		x
Hydraulic Accumulator	x	
Height sensor**		x
Pressure compensated lowering		x
Hydraulic system temperature protection with performance de-rate		x
HANDLING	STD	OPT
Single handling Side lift Spreader 586TB Telescopic 20-40ft with with vertical Twistlocks and removable spacer block for wide container		x
Single handling Side lift Spreader 588TB Telescopic 20-40ft with with vertical Twistlocks for standard wide container	EC	
Single handling Side lift Spreader 589TB Telescopic 20-40ft with with vertical and moveable +/- 76 mm Twistlocks for wide container		x
Double handling Side lift Spreader 584LD Telescopic 20-40ft with Hook and Side Clamps with one Container detection	ECD	
Double handling Side lift Spreader 584LF Telescopic 20-40ft with Hook and Side Clamps and 2 Container detection and locking pin		x
Double handling Side lift Spreader 582LA Telescopic 20-40ft with double horizontal Twistlocks and Powered Pile Slope		x
Automated One-touch Spreader Extend/Retract (20' -40')		x
Mechanical Pile Slope	x	
Powered Pile Slope	ECD	EC
ERGONOMICS	STD	OPT
Enclosed Classic Cabin	x	
Standard Cab Position	x	
Standard Cab Position with automatic tip-up		x
Raised Cab Position		x
Raised Cab Position with automatic tip-up		x
Operator presence system	x	
Mechanical suspension seat	x	
Air suspension seat		x
Deluxe air suspension seat		x
Low backrest seat	x	
High backrest seat		x
Armrest on left side	x	
Cloth seat cover	x	
Vinyl seat cover		x
2-point high visibility seatbelt	x	
Lateral seat sliding mechanism		x
Interior dome light		x
"I"-pattern front wiper (Enclosed Classic operator cabin)	x	
Steel bars under armored glass top window (Enclosed Classic operator cabin)	x	
7" Integrated Performance Display	x	
Dual 7" Integrated Performance Displays		x
Joystick hydraulic control integrated in Control Arm	x	

ERGONOMICS continued	STD	OPT
Steering wheel with spinner knob	x	
Directional control lever on steering column	x	
Directional control on joystick		x
Manual park brake	x	
Park brake - automatically applied		x
DC/DC converter 24 volt/12 volt with socket		x
24-12 volt DC converter with 1 socket and 2 USB outlets		x
24-12 volt DC converter with 2 sockets and 2 USB outlets		x
Air conditioning	x	
Reading light		x
Sun shades on top and rear*	x	
Sun visors front window		x
Trainer seat		x
Cloth trainer seat with 2-point seatbelt		x
Recirculation fan		x
Additional recirculation fan		x
Radio Preparation with 2 Speakers and Antenna		x
Bluetooth Radio With 2 Speakers And Antenna		x
VISIBILITY	STD	OPT
External wide angle mirrors mounted to front fenders	x	
Exterior wide angle mirrors	x	
Interior wide angle mirrors	x	
Exterior mirrors mounted to cab		x
Rear view camera system		x
Radar object detection system		x
LED work lights	x	
LED twistlock indicator lights	x	
LED stop/tail/brake lights		x
Turn signals, hazard & marker lights (LED)	x	
2 Additional LED spreader work lights pointed towards corner castings		x
APPEARANCE	STD	OPT
Hyster yellow paint base truck	x	
OPERATION	STD	OPT
Air horn 112 dBA		x
Visible alarm – Amber strobe light, ignition activated	x	
Tyre pressure monitoring system**		x
Air conditioning shut-off with open door	x	
Lockable battery disconnect switch	x	
Battery jump start connector (NATO plug)		x
Key switch start with seat belt interlock on sequence for engine start and operation**		x
Key switch start with seat belt interlock for engine start and operation		x
Truck Start with key switch and start button	x	
Operator password (display) for Truck Start		x
Non-lockable fuel cap	x	
Lockable fuel cap		x
Fuel strainer in fuel filler neck		x
Hyster Tracker wireless asset management system	x	
Hyster Tracker wireless asset management - Access / Verification		x
Hyster Tracker wireless asset management - Monitoring		x
Auto greasing system for base truck		x
Auto greasing system for base truck, outer mast with centralized greasing system for inner mast		x
Centralized greasing provision for upper chain sheaves		x
Centralized greasing system for top end mast		x
Fire Suppression System		x
24 volt electrical system	x	
Steer wheel lug nut protection		x
Front and rear mud guards		x
Stacker cone storage box (on the right hand side of the running board)		x
SUPPLEMENTAL	STD	OPT
Literature package	x	
Operator's manual	x	
CE certification***	x	
Warranty: 12 Months / 2,000 Hours Parts manufacturer's warranty	x	

* Standard with Automatic Climate Control

** Required in certain markets

*** Optional for Stage IIIA / Tier 3



HYSTER® DEALERS

Contact your nearest Hyster® Dealership
by visiting www.hyster.com



Hyster Pacific

1/23 Rowood Road, Prospect NSW 2148


Tel: +61 (2) 9795 3800 Fax: +61 (2) 9792 8484

Hyster Asia

16 Tuas Avenue 20, Singapore 638827

Tel: +65 6863 3387 Fax: +65 6863 3349

Visit us online at www.hyster.com

© Hyster Asia Pacific 2023. All rights reserved. HYSTER, , and Strong Partners. Tough Trucks are trademarks of Hyster-Yale Group, Inc. Specifications and details in this brochure are subject to change without prior notification. Please consult with your Hyster dealer for the most up to date information and to confirm exact capacities.