



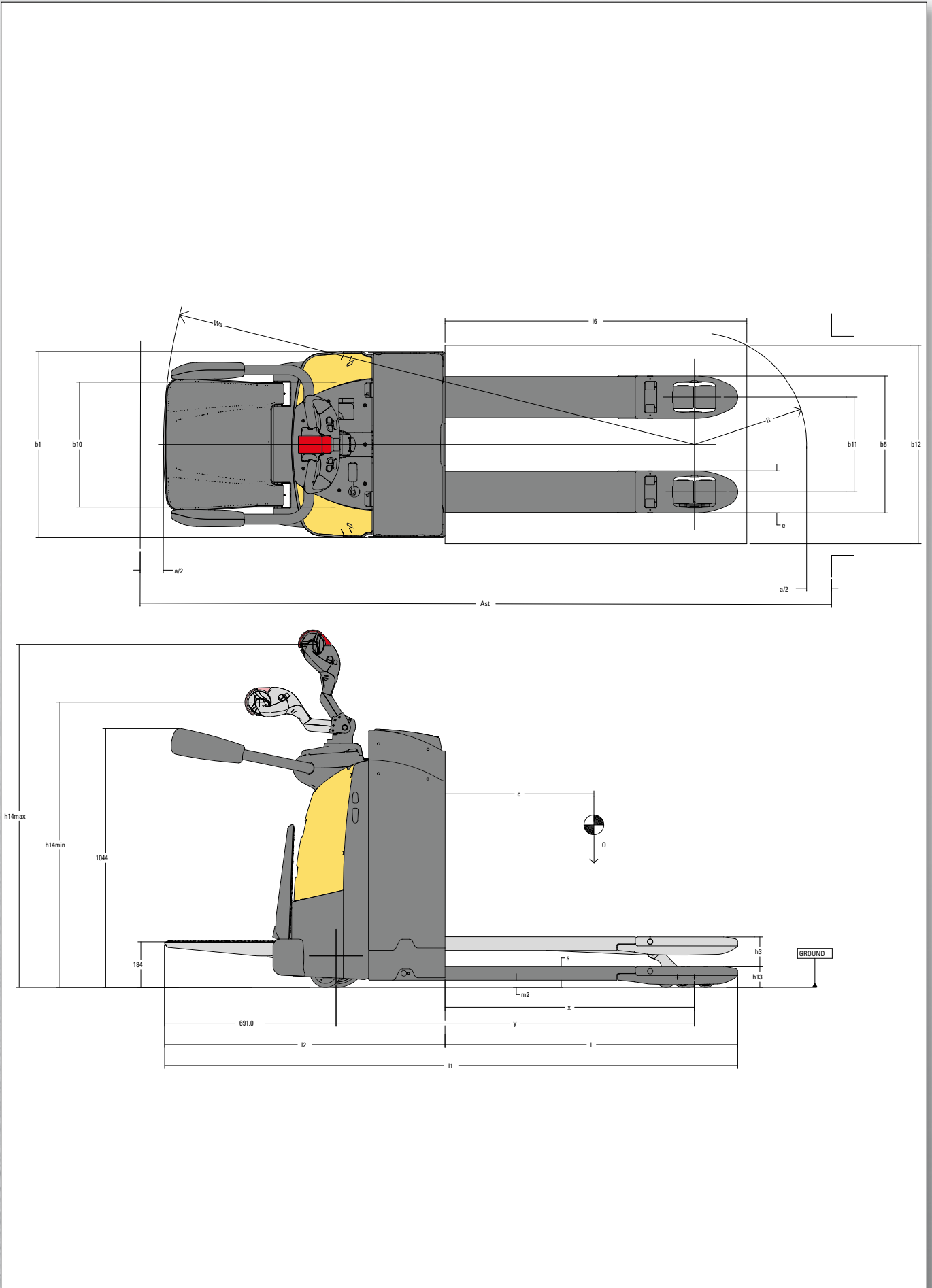
**STRONG PARTNERS
TOUGH TRUCKS.™**



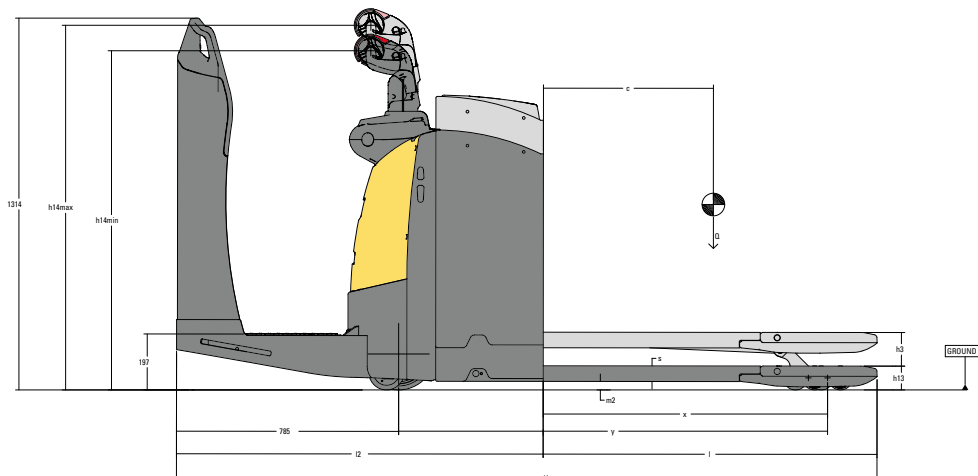
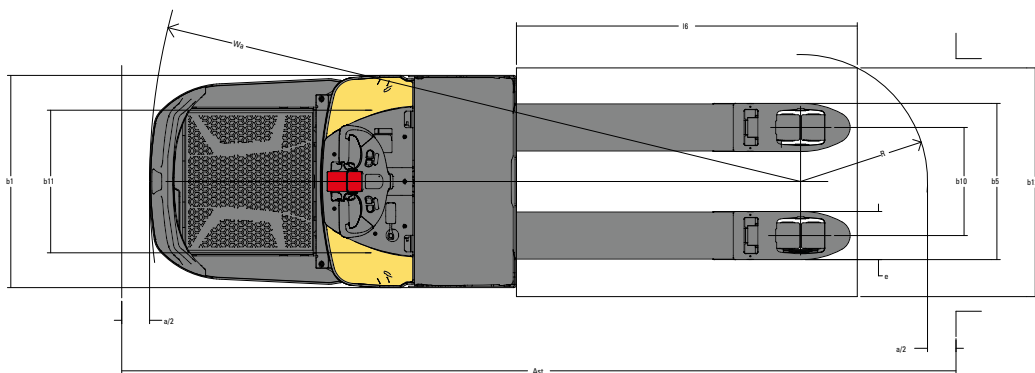
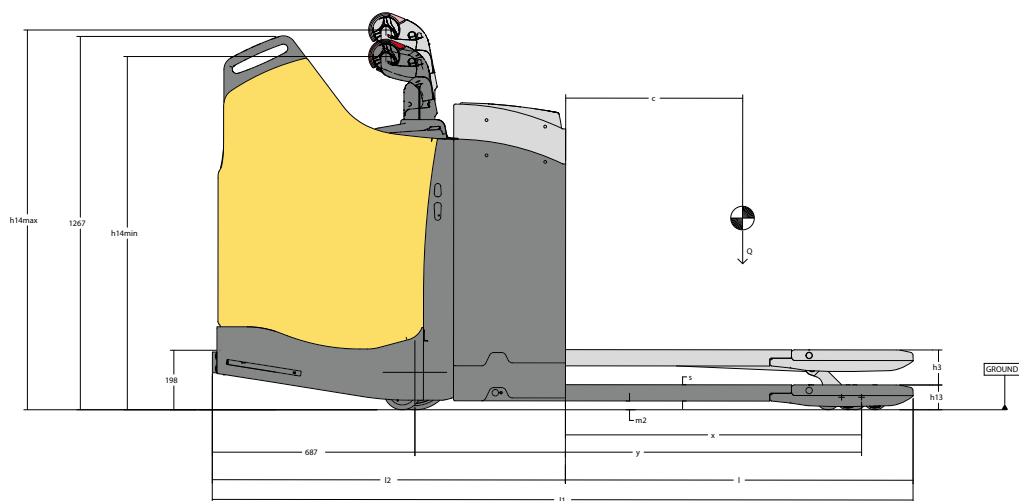
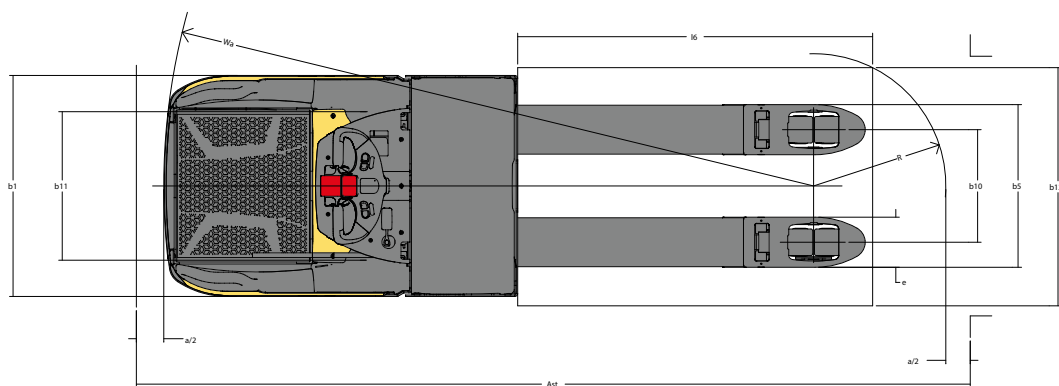
P2.0-3.0S SERIES TECHNICAL GUIDE

WWW.HYSTER.COM

> TRUCK DIMENSIONS - STANDARD PLATFORM



TRUCK DIMENSIONS - SIDE PROTECTION / REAR PROTECTION



> P2.OS SPECIFICATIONS

			HYSTER		HYSTER		HYSTER		
			P2.OS		P2.OS platform with side protection (Biga)		P2.OS platform with rear protection (Bob)		
GENERAL	1-1	Manufacturer			HYSTER		HYSTER		
	1-2	Model designation			P2.OS		P2.OS platform with side protection (Biga)		
	1-3	Drive			Battery		Battery		
	1-4	Operator type: hand, pedestrian, standing, seated, order-picker			Pedestrian / Stand-on		Stand-on		
	1-5	Rated capacity/Rated load	Q ₁	t	2.0		2.0		
	1-6	Load centre distance	c	mm	600		600		
	1-8	Load distance, centre of drive axle to fork (4) (5) (12)	x	mm	1005		1005		
	1-9	Wheelbase (4) (5) (12)	y	mm	1516		1516		
	WEIGHT	2-1	Service weight (2) (4)		kg	678		823	
2-2		Axle loading, laden front/rear		kg	1626	1052	1658	1165	
2-3		Axle loading, unladen front/rear		kg	126	552	148	675	
WHEELS	3-1	Tyre type			NDIIThane / NDIIThane		NDIIThane / NDIIThane		
	3-2	Tyre size, front	ø	mm x mm	254 x 90 (6)		85 x 94 (10)		
	3-3	Tyre size, rear	ø	mm x mm	85 x 94 (6) (10)		254 x 90		
	3-4	Additional wheels (dimensions)	ø	mm x mm	125 x 50		125 x 50		
	3-5	Wheels, number front/rear (x = driven wheels)			1x+2 (6)	4 (6)	4	1x+2	
	3-6	Tread, front	b ₁₀	mm	504 (6)		382		
	3-7	Tread, rear	b ₁₁	mm	382 (6)		504		
DIMENSIONS	4-4	Lift	h ₃	mm	120		120		
	4-9	Height drawbar in driving position min./max.	h ₁₄	mm	1150	1383	1198	1288	
	4-15	Height, lowered (7)	h ₁₃	mm	85 (13)		85 (13)		
	4-19	Overall length (pedestrian) (4)	l ₁	mm	1872		-		
	4-19	Overall length (stand-on) (4)	l ₁	mm	2305		2378		
	4-20	Length to face of forks (pedestrian) (4)	l ₂	mm	692		-		
	4-20	Length to face of forks (stand-on) (4)	l ₂	mm	1125		1198		
	4-21	Overall width	b ₁ / b ₂	mm	750		750		
	4-22	Fork dimensions (4) (8)	s/e/l	mm	55	170	1180	55	170
	4-25	Forks spread (9)	b ₅	mm	552		552		
	4-32	Ground clearance, centre of wheelbase	m ₂	mm	30		30		
	4-33	Load dimension b 12 x l 6	b ₁₂ x l ₆	mm	800 x 1200		800 x 1200		
	4-34-1	Aisle width for pallets 1000mm x 1200mm crossways (pedestrian) (4) (11)	A _{st}	mm	2421		-		
	4-34-1	Aisle width for pallets 1000mm x 1200mm crossways (stand-on) (4) (11)	A _{st}	mm	2837		2902		
	4-34-2	Aisle width for pallets 800mm x 1200mm lengthwise (pedestrian) (4) (11)	A _{st}	mm	2335		-		
4-34-2	Aisle width for pallets 800mm x 1200mm lengthwise (stand-on) (4) (11)	A _{st}	mm	2751		2816			
4-35	Turning radius (pedestrian) (4) (5) (12)	W ^a	mm	1724		-			
4-35	Turning radius (stand-on) (4) (5) (12)	W ^a	mm	2140		2205			
PERFORMANCE	5-1	Travel speed laden/unladen (pedestrian)		km/h	6.0	6.0	-	-	
	5-1	Travel speed laden/unladen (stand-on)		km/h	9.7	13.0	9.7	13.0	
	5-1-1	Travel speed, laden/unladen, backwards (pedestrian)		km/h	6.0	6.0	-	-	
	5-1-1	Travel speed, laden/unladen, backwards (stand-on)		km/h	9.7	13.0	9.7	13.0	
	5-2	Lift speed, laden/unladen		m/s	0.05	0.06	0.05	0.06	
	5-3	Lowering speed, laden/unladen		m/s	0.06	0.06	0.06	0.06	
	5-8	Max. gradeability, laden/unladen (1)		%	11.4	20.0	11.4	20.0	
	5-10	Service brake			Electro Magnetic		Electro Magnetic		
	6-1	Drive motor, S2 60 minute rating		kW	3		3		
	6-2	Lift motor, S3 15% rating (3)		kW	2.2		2.2		
ELECTRIC ENGINE	6-3	Battery according to DIN 43531/35/36 A,B,C, no			B		B		
	6-4	Battery voltage/nominal capacity K5 (4)		V/Ah	24	250	24	375	
	6-5	Battery weight (2) (4)		kg	212		288		
	6-6	Energy consumption according to DIN EN 16796		kWh/h	0.32		0.32		
	6-5	Turnover output according to VDI 2198		t/h	148		148		
	6-5	Turnover efficiency according to VDI 2198		t/kWh	124		124		
	8-1	Type of drive unit			AC-Controller		AC-Controller		
	10-7	Sound pressure level at the driver's seat		dB (A)	64		64		

P2.5S SPECIFICATIONS



			HYSTER		HYSTER		HYSTER		
GENERAL	1-1	Manufacturer			HYSTER		HYSTER		
	1-2	Model designation			P2.5S		P2.5S platform with side protection (Biga)		
	1-3	Drive			Battery		Battery		
	1-4	Operator type: hand, pedestrian, standing, seated, order-picker			Pedestrian / Stand-on		Stand-on		
	1-5	Rated capacity/Rated load	Q ₁	t	2.5		2.5		
	1-6	Load centre distance	c	mm	600		600		
	1-8	Load distance, centre of drive axle to fork (4) (5) (12)	x	mm	1005		1005		
	1-9	Wheelbase (4) (5) (12)	y	mm	1516		1516		
	WEIGHT	2-1	Service weight (2) (4)			785		840	
2-2		Axle loading, laden front/rear			2107	1178	2043	1297	
2-3		Axle loading, unladen front/rear			165	620	153	687	
WHEELS	3-1	Tyre type			NDIIThane / NDIIThane		NDIIThane / NDIIThane		
	3-2	Tyre size, front	ø	mm x mm	254 x 90 (6)		85 x 94		
	3-3	Tyre size, rear	ø	mm x mm	85 x 94 (6)		254 x 90		
	3-4	Additional wheels (dimensions)	ø	mm x mm	125 x 50		125 x 50		
	3-5	Wheels, number front/rear (x = driven wheels)			1x+2	4 (6)	4	1x+2	
	3-6	Tread, front	b ₁₀	mm	504 (6)		382		
	3-7	Tread, rear	b ₁₁	mm	382 (6)		504		
DIMENSIONS	4-4	Lift	h ₃	mm	120		120		
	4-9	Height drawbar in driving position min./max.	h ₁₄	mm	1150	1383	1198	1288	
	4-15	Height, lowered (7)	h ₁₃	mm	85		85		
	4-19	Overall length (pedestrian) (4)	l ₁	mm	1944		-		
	4-19	Overall length (stand-on) (4)	l ₁	mm	2377		2378		
	4-20	Length to face of forks (pedestrian) (4)	l ₂	mm	764		-		
	4-20	Length to face of forks (stand-on) (4)	l ₂	mm	1197		1198		
	4-21	Overall width	b ₁ /b ₂	mm	750		750		
	4-22	Fork dimensions (4) (8)	s/e/l	mm	55	170	1180	55	170
	4-25	Forks spread (9)	b ₅	mm	552		552		
	4-32	Ground clearance, centre of wheelbase	m ₂	mm	30		30		
	4-33	Load dimension b 12 x l 6	b ₁₂ x l ₆	mm	800 x 1200		800 x 1200		
	4-34-1	Aisle width for pallets 1000mm x 1200mm crossways (pedestrian) (4) (11)	A _{st}	mm	2492		-		
	4-34-1	Aisle width for pallets 1000mm x 1200mm crossways (stand-on) (4) (11)	A _{st}	mm	2908		2902		
	4-34-2	Aisle width for pallets 800mm x 1200mm lengthwise (pedestrian) (4) (11)	A _{st}	mm	2406		-		
	4-34-2	Aisle width for pallets 800mm x 1200mm lengthwise (stand-on) (4) (11)	A _{st}	mm	2822		2816		
	4-35	Turning radius (pedestrian) (4) (5) (12)	W _a	mm	1795		-		
4-35	Turning radius (stand-on) (4) (5) (12)	W _a	mm	2211		2205			
PERFORMANCE	5-1	Travel speed laden/unladen (pedestrian)			6.0	6.0	-	-	
	5-1	Travel speed laden/unladen (stand-on)			9.7	13.0	9.7	13.0	
	5-1-1	Travel speed, laden/unladen, backwards (pedestrian)			6.0	6.0	-	-	
	5-1-1	Travel speed, laden/unladen, backwards (stand-on)			9.7	13.0	9.7	13.0	
	5-2	Lift speed, laden/unladen			0.04	0.06	0.04	0.06	
	5-3	Lowering speed, laden/unladen			0.06	0.06	0.06	0.06	
	5-8	Max. gradeability, laden/unladen (1)			9.1	20.0	9.1	20.0	
	5-10	Service brake			Electro Magnetic		Electro Magnetic		
	6-1	Drive motor, S2 60 minute rating		kW	3		3		
	6-2	Lift motor, S3 15% rating (3)		kW	2.2		2.2		
ELECTRIC ENGINE	6-3	Battery according to DIN 43531/35/36 A,B,C, no			B		B		
	6-4	Battery voltage/nominal capacity K5 (4)		V/Ah	24	375	24	375	
	6-5	Battery weight (2) (4)		kg	288		288		
	6-6	Energy consumption according to DIN EN 16796		kWh/h	0.36		0.36		
	6-5	Turnover output according to VDI 2198		t/h	174		174		
	6-5	Turnover efficiency according to VDI 2198		t/kWh	119		119		
	8-1	Type of drive unit			AC-Controller		AC-Controller		
	10-7	Sound pressure level at the driver's seat		dB (A)	67		67		

> P3.0S SPECIFICATIONS

			HYSTER		HYSTER		HYSTER		
			P3.0S		P3.0S platform with side protection (Biga)		P3.0S platform with rear protection (Bob)		
GENERAL	1-1	Manufacturer			HYSTER		HYSTER		
	1-2	Model designation			P3.0S		P3.0S platform with side protection (Biga)		
	1-3	Drive			Battery		Battery		
	1-4	Operator type: hand, pedestrian, standing, seated, order-picker			Pedestrian / Stand-on		Stand-on		
	1-5	Rated capacity/Rated load	Q ₁	t	3.0		3.0		
	1-6	Load centre distance	c	mm	600		600		
	1-8	Load distance, centre of drive axle to fork (4) (5) (12)	x	mm	1005		1005		
	1-9	Wheelbase (4) (5) (12)	y	mm	1516		1516		
	WEIGHT	2-1	Service weight (2) (4)			785		840	
2-2		Axle loading, laden front/rear			2495	1290	2449	1391	
2-3		Axle loading, unladen front/rear			165	620	153	687	
WHEELS	3-1	Tyre type			NDIIThane / NDIIThane		NDIIThane / NDIIThane		
	3-2	Tyre size, front	ø	mm x mm	254 x 90 (6)		85 x 94		
	3-3	Tyre size, rear	ø	mm x mm	85 x 94 (6)		254 x 90		
	3-4	Additional wheels (dimensions)	ø	mm x mm	125 x 50		125 x 50		
	3-5	Wheels, number front/rear (x = driven wheels)			1x+2(6)	4 (6)	4	1x+2	
	3-6	Tread, front	b ₁₀	mm	504 (6)		382		
	3-7	Tread, rear	b ₁₁	mm	382 (6)		504		
DIMENSIONS	4-4	Lift	h ₃	mm	120		120		
	4-9	Height drawbar in driving position min./max.	h ₁₄	mm	1150	1383	1198	1288	
	4-15	Height, lowered (7)	h ₁₃	mm	85		85		
	4-19	Overall length (pedestrian) (4)	l ₁	mm	1944		-		
	4-19	Overall length (stand-on) (4)	l ₁	mm	2377		2378		
	4-20	Length to face of forks (pedestrian) (4)	l ₂	mm	764		-		
	4-20	Length to face of forks (stand-on) (4)	l ₂	mm	1197		1198		
	4-21	Overall width	b ₁ / b ₂	mm	750		750		
	4-22	Fork dimensions (4) (8)	s/e/l	mm	55	170	1180	55	170
	4-25	Forks spread (9)	b ₅	mm	552		552		
	4-32	Ground clearance, centre of wheelbase	m ₂	mm	30		30		
	4-33	Load dimension b 12 x l 6	b12 x l6	mm	800 x 1200		800 x 1200		
	4-34-1	Aisle width for pallets 1000mm x 1200mm crossways (pedestrian) (4) (11)	A _{st}	mm	2492		-		
	4-34-1	Aisle width for pallets 1000mm x 1200mm crossways (stand-on) (4) (11)	A _{st}	mm	2908		2902		
	4-34-2	Aisle width for pallets 800mm x 1200mm lengthwise (pedestrian) (4) (11)	A _{st}	mm	2406		-		
	4-34-2	Aisle width for pallets 800mm x 1200mm lengthwise (stand-on) (4) (11)	A _{st}	mm	2822		2816		
	4-35	Turning radius (pedestrian) (4) (5) (12)	W ^a	mm	1795		-		
4-35	Turning radius (stand-on) (4) (5) (12)	W ^a	mm	2211		2205			
PERFORMANCE	5-1	Travel speed laden/unladen (pedestrian)		km/h	6.0	6.0	-	-	
	5-1	Travel speed laden/unladen (stand-on)		km/h	9.1	13.0	9.1	13.0	
	5-1-1	Travel speed, laden/unladen, backwards (pedestrian)		km/h	6.0	6.0	-	-	
	5-1-1	Travel speed, laden/unladen, backwards (stand-on)		km/h	9.1	13.0	9.1	13.0	
	5-2	Lift speed, laden/unladen		m/s	0.03	0.06	0.03	0.06	
	5-3	Lowering speed, laden/unladen		m/s	0.06	0.06	0.06	0.06	
	5-8	Max. gradeability, laden/unladen (1)		%	7.4	20.0	7.4	20.0	
	5-10	Service brake			Electro Magnetic		Electro Magnetic		
	ELECTRIC ENGINE	6-1	Drive motor, S2 60 minute rating		kW	3		3	
		6-2	Lift motor, S3 15% rating (3)		kW	2.2		2.2	
6-3		Battery according to DIN 43531/35/36 A,B,C, no			B		B		
6-4		Battery voltage/nominal capacity K5 (4)		V/Ah	24	375	24	375	
6-5		Battery weight (2) (4)		kg	288		288		
6-6		Energy consumption according to DIN EN 16796		kWh/h	0.39		0.39		
6-5		Turnover output according to VDI 2198		t/h	195		195		
6-5		Turnover efficiency according to VDI 2198		t/kWh	136		136		
	8-1	Type of drive unit			AC-Controller		AC-Controller		
	10-7	Sound pressure level at the driver's seat		dB (A)	64		64		

BATTERY COMPARTMENT - FORKS TABLE



Battery compartment	l	x	y	l ₁ ped	l ₁ platf	l ₂ platf	l ₂ ped	l ₆	b ₁₂	W _a ped	W _a platf	a	A _{st} ped	A _{st} platf
	mm	mm (1)	mm (1)	mm	mm	mm	mm	mm	mm	mm (1)	mm (1)	mm	mm (2)	mm (2)
200	1180	1005	1382	1810	2243	630	1063	1200	800	1662	2078	200	2273	2689
210 / 250	1180	1005	1444	1872	2305	692	1125	1200	800	1724	2140	200	2335	2751
315 / 375	1180	1005	1516	1944	2377	764	1197	1200	800	1795	2211	200	2406	2822
500	1180	1005	1588	2016	2449	836	1269	1200	800	1866	2282	200	2477	2893
200	1180	1005	1382	1810	2243	630	1063	1200	1000	1662	2078	200	2359	2775
210 / 250	1180	1005	1444	1872	2305	692	1125	1200	1000	1724	2140	200	2421	2837
315 / 375	1180	1005	1516	1944	2377	764	1197	1200	1000	1795	2211	200	2492	2908
500	1180	1005	1588	2016	2449	836	1269	1200	1000	1866	2282	200	2563	2979
210 / 250	990	815	1254	1682	2115	692	1125	1000	1200	1537	1951	200	2321	2735
315 / 375	990	815	1326	1682	2115	692	1125	1000	1200	1608	2022	200	2392	2806
500	990	815	1398	1682	2115	692	1125	1000	1200	1679	2093	200	2463	2877
210 / 250	1590	1415	1854	2282	2715	692	1125	1600	1200	2129	2548	200	2913	3332
315 / 375	1590	1415	1926	2282	2715	692	1125	1600	1200	2200	2619	200	2984	3403
500	1590	1415	1998	2282	2715	692	1125	1600	1200	2271	2690	200	3055	3474
210 / 250	1980	1365	1804	2672	3105	692	1125	2000	1200	2079	2498	200	3135	3554
315 / 375	1980	1365	1876	2672	3105	692	1125	2000	1200	2150	2569	200	3206	3625
500	1980	1365	1948	2672	3105	692	1125	2000	1200	2221	2640	200	3277	3696
210 / 250	2390	1415	1854	3082	3515	692	1125	2400	800	2129	2548	200	3387	3806
315 / 375	2390	1415	1926	3082	3515	692	1125	2400	800	2200	2619	200	3458	3877
500	2390	1415	1998	3082	3515	692	1125	2400	800	2271	2690	200	3529	3948
210 / 250	2390	1415	1854	3082	3515	692	1125	2400	1200	2129	2548	200	3473	3892
315 / 375	2390	1415	1926	3082	3515	692	1125	2400	1200	2200	2619	200	3544	3963
500	2390	1415	1998	3082	3515	692	1125	2400	1200	2271	2690	200	3615	4034
210 / 250	2390	1628	2067	3082	3515	692	1125	2400	1000	2340	2760	200	3450	3870
315 / 375	2390	1628	2139	3082	3515	692	1125	2400	1000	2411	2831	200	3521	3941
500	2390	1628	2211	3082	3515	692	1125	2400	1000	2482	2902	200	3592	4012
210 / 250	2390	1842	2281	3082	3515	692	1125	2400	800	2552	2974	200	3427	3849
315 / 375	2390	1842	2353	3082	3515	692	1125	2400	800	2623	3045	200	3498	3920
500	2390	1842	2425	3082	3515	692	1125	2400	800	2694	3116	200	3569	3991
210 / 250	2390	1842	2281	3082	3515	692	1125	2400	1000	2552	2974	200	3485	3907
315 / 375	2390	1842	2353	3154	3587	764	1197	2400	1000	2623	3045	200	3556	3978
500	2390	1842	2425	3226	3659	836	1269	2400	1000	2694	3116	200	3627	4049
210 / 250	2390	1842	2281	3082	3515	692	1125	2400	1200	2552	2974	200	3551	3973
315 / 375	2390	1842	2353	3154	3587	764	1197	2400	1200	2623	3045	200	3622	4044
500	2390	1842	2425	3226	3659	836	1269	2400	1200	2694	3116	200	3693	4115
210 / 250	2390	2215	2654	3082	3515	692	1125	2400	800	2923	3346	200	3529	3952
315 / 375	2390	2215	2726	3082	3515	692	1125	2400	800	2994	3417	200	3600	4023
500	2390	2215	2798	3082	3515	692	1125	2400	800	3065	3488	200	3671	4094
210 / 250	2390	2215	2654	3082	3515	692	1125	2400	1000	2923	3346	200	3616	4039
315 / 375	2390	2215	2726	3154	3587	764	1197	2400	1000	2994	3417	200	3687	4110
500	2390	2215	2798	3226	3659	836	1269	2400	1000	3065	3488	200	3758	4181
210 / 250	2390	2215	2654	3082	3515	692	1125	2400	1200	2923	3346	200	3707	4130
315 / 375	2390	2215	2726	3154	3587	764	1197	2400	1200	2994	3417	200	3778	4201
500	2390	2215	2798	3226	3659	836	1269	2400	1200	3065	3488	200	3849	4272
210 / 250	2850	2342	2781	3542	3975	692	1125	3000	1200	3049	3472	200	4123	4546
315 / 375	2850	2342	2853	3542	3975	692	1125	3000	1200	3120	3543	200	4194	4617
500	2850	2342	2925	3542	3975	692	1125	3000	1200	3191	3614	200	4265	4688

PLATFORM

> BATTERY COMPARTMENT - FORKS TABLE

	Battery compartment	l	x	y	l ₁ ped	l ₁ platf	l ₂ platf	l ₂ ped	l ₆	b ₁₂	W _a ped	W _a platf	a	A _{st} ped	A _{st} platf	
		mm	mm (1)	mm (1)	mm	mm	mm	mm	mm	mm	mm (1)	mm (1)	mm	mm (2)	mm (2)	
SIDE PROTECTION (BIGA)	315 / 375	1180	1005	1516	N.A.	2378	N.A.	1198	1200	800	N.A.	2205	200	N.A.	2816	
	500	1180	1005	1588	N.A.	2378	N.A.	1198	1200	800	N.A.	2277	200	N.A.	2888	
	315 / 375	1180	1005	1516	N.A.	2378	N.A.	1198	1200	1000	N.A.	2205	200	N.A.	2902	
	500	1180	1005	1588	N.A.	2450	N.A.	1270	1200	1000	N.A.	2277	200	N.A.	2974	
	315 / 375	990	815	1326	N.A.	2188	N.A.	1198	1000	1200	N.A.	2016	200	N.A.	2800	
	500	990	815	1398	N.A.	2188	N.A.	1198	1000	1200	N.A.	2088	200	N.A.	2872	
	315 / 375	1590	1415	1926	N.A.	2788	N.A.	1198	1600	1200	N.A.	2613	200	N.A.	3397	
	500	1590	1415	1998	N.A.	2788	N.A.	1198	1600	1200	N.A.	2685	200	N.A.	3469	
	315 / 375	1980	1365	1876	N.A.	3178	N.A.	1198	2000	1200	N.A.	2563	200	N.A.	3619	
	500	1980	1365	1948	N.A.	3178	N.A.	1198	2000	1200	N.A.	2635	200	N.A.	3691	
	315 / 375	2390	1415	1926	N.A.	3588	N.A.	1198	2400	800	N.A.	2613	200	N.A.	3871	
	500	2390	1415	1998	N.A.	3588	N.A.	1198	2400	800	N.A.	2685	200	N.A.	3943	
	315 / 375	2390	1415	1926	N.A.	3588	N.A.	1198	2400	1200	N.A.	2613	200	N.A.	3957	
	500	2390	1415	1998	N.A.	3660	N.A.	1270	2400	1200	N.A.	2685	200	N.A.	4029	
	315 / 375	2390	1628	2139	N.A.	3588	N.A.	1198	2400	1000	N.A.	2826	200	N.A.	3936	
	500	2390	1628	2211	N.A.	3588	N.A.	1198	2400	1000	N.A.	2898	200	N.A.	4008	
	315 / 375	2390	1842	2353	N.A.	3588	N.A.	1198	2400	800	N.A.	3040	200	N.A.	3915	
	500	2390	1842	2425	N.A.	3588	N.A.	1198	2400	800	N.A.	3112	200	N.A.	3987	
	315 / 375	2390	1842	2353	N.A.	3588	N.A.	1198	2400	1000	N.A.	3040	200	N.A.	3973	
	500	2390	1842	2425	N.A.	3660	N.A.	1270	2400	1000	N.A.	3112	200	N.A.	4045	
	315 / 375	2390	1842	2353	N.A.	3588	N.A.	1198	2400	1200	N.A.	3040	200	N.A.	4039	
	500	2390	1842	2425	N.A.	3660	N.A.	1270	2400	1200	N.A.	3112	200	N.A.	4111	
	315 / 375	2390	2215	2726	N.A.	3588	N.A.	1198	2400	800	N.A.	3413	200	N.A.	4019	
	500	2390	2215	2798	N.A.	3588	N.A.	1198	2400	800	N.A.	3485	200	N.A.	4091	
	315 / 375	2390	2215	2726	N.A.	3588	N.A.	1198	2400	1000	N.A.	3413	200	N.A.	4106	
	500	2390	2215	2798	N.A.	3660	N.A.	1270	2400	1000	N.A.	3485	200	N.A.	4178	
	315 / 375	2390	2215	2726	N.A.	3588	N.A.	1198	2400	1200	N.A.	3413	200	N.A.	4197	
	500	2390	2215	2798	N.A.	3660	N.A.	1270	2400	1200	N.A.	3485	200	N.A.	4269	
	315 / 375	2850	2342	2853	N.A.	4048	N.A.	1198	3000	1200	N.A.	3540	200	N.A.	4614	
	500	2850	2342	2925	N.A.	4048	N.A.	1198	3000	1200	N.A.	3612	200	N.A.	4686	
	EAR PROTECTION (BOB)	315 / 375	1180	1005	1516	N.A.	2476	N.A.	1296	1200	800	N.A.	2301	200	N.A.	2912
		500	1180	1005	1588	N.A.	2476	N.A.	1296	1200	800	N.A.	2373	200	N.A.	2984
315 / 375		1180	1005	1516	N.A.	2476	N.A.	1296	1200	1000	N.A.	2301	200	N.A.	2998	
500		1180	1005	1588	N.A.	2548	N.A.	1368	1200	1000	N.A.	2373	200	N.A.	3070	
315 / 375		990	815	1326	N.A.	2286	N.A.	1296	1000	1200	N.A.	2111	200	N.A.	2895	
500		990	815	1398	N.A.	2286	N.A.	1296	1000	1200	N.A.	2183	200	N.A.	2967	
315 / 375		1590	1415	1926	N.A.	2886	N.A.	1296	1600	1200	N.A.	2711	200	N.A.	3495	
500		1590	1415	1998	N.A.	2886	N.A.	1296	1600	1200	N.A.	2783	200	N.A.	3567	
315 / 375		1980	1365	1876	N.A.	3276	N.A.	1296	2000	1200	N.A.	2661	200	N.A.	3717	
500		1980	1365	1948	N.A.	3276	N.A.	1296	2000	1200	N.A.	2733	200	N.A.	3789	
315 / 375		2390	1415	1926	N.A.	3686	N.A.	1296	2400	800	N.A.	2711	200	N.A.	3969	
500		2390	1415	1998	N.A.	3686	N.A.	1296	2400	800	N.A.	2783	200	N.A.	4041	
315 / 375		2390	1415	1926	N.A.	3686	N.A.	1296	2400	1200	N.A.	2711	200	N.A.	4055	
500		2390	1415	1998	N.A.	3758	N.A.	1368	2400	1200	N.A.	2783	200	N.A.	4127	
315 / 375		2390	1628	2139	N.A.	3686	N.A.	1296	2400	1000	N.A.	2924	200	N.A.	4034	
500		2390	1628	2211	N.A.	3686	N.A.	1296	2400	1000	N.A.	2996	200	N.A.	4106	
315 / 375		2390	1842	2353	N.A.	3686	N.A.	1296	2400	800	N.A.	3138	200	N.A.	4013	
500		2390	1842	2425	N.A.	3686	N.A.	1296	2400	800	N.A.	3210	200	N.A.	4085	
315 / 375		2390	1842	2353	N.A.	3686	N.A.	1296	2400	1000	N.A.	3138	200	N.A.	4071	
500		2390	1842	2425	N.A.	3758	N.A.	1368	2400	1000	N.A.	3210	200	N.A.	4143	
315 / 375		2390	1842	2353	N.A.	3686	N.A.	1296	2400	1200	N.A.	3138	200	N.A.	4137	
500		2390	1842	2425	N.A.	3758	N.A.	1368	2400	1200	N.A.	3210	200	N.A.	4209	
315 / 375		2390	2215	2726	N.A.	3686	N.A.	1296	2400	800	N.A.	3511	200	N.A.	4117	
500		2390	2215	2798	N.A.	3686	N.A.	1296	2400	800	N.A.	3583	200	N.A.	4189	
315 / 375		2390	2215	2726	N.A.	3686	N.A.	1296	2400	1000	N.A.	3511	200	N.A.	4204	
500		2390	2215	2798	N.A.	3758	N.A.	1368	2400	1000	N.A.	3583	200	N.A.	4276	
315 / 375		2390	2215	2726	N.A.	3686	N.A.	1296	2400	1200	N.A.	3511	200	N.A.	4295	
500		2390	2215	2798	N.A.	3758	N.A.	1368	2400	1200	N.A.	3583	200	N.A.	4367	
315 / 375		2850	2342	2853	N.A.	4146	N.A.	1296	3000	1200	N.A.	3638	200	N.A.	4712	
500		2850	2342	2925	N.A.	4146	N.A.	1296	3000	1200	N.A.	3710	200	N.A.	4784	

MODEL - BATTERIES COMPATIBILITY TABLE ◀

FORKS B5 AND LENGTHS		TRUCK MODEL / LOAD WHEEL DIAMETER / BATTERY BOX SIZE											
B5	Length	P2.0S						P2.5S			P3.0S		
		75			85			85			85		
		200	210 / 250	315 / 375	200	210 / 250	315 / 375	500	315 / 375	500	315 / 375	500	
510/552/650	L= 990 X=815	NO	NO	NO	NO	YES	YES	YES	YES	YES	YES	YES	YES
510/552/650	L= 1180 X=1005	YES	YES	YES	YES	YES	YES	YES	YES	YES	YES	YES	YES
510/552/650	L= 1590 X=1415	NO	NO	NO	NO	YES	YES	YES	YES	YES	YES	YES	YES
520/562/660	L= 1980 X=1365	NO	NO	NO	NO	YES	YES	YES	YES	YES	YES	YES	YES
520/562/660	L= 2390 X=1415	NO	NO	NO	NO	YES	YES	YES	YES	YES	YES	YES	YES
520/562/660	L= 2390 X=1628	NO	NO	NO	NO	YES	YES	YES	YES	YES	YES	YES	YES
520/562/660	L= 2390 X=1842	NO	NO	NO	NO	YES	YES	YES	YES	YES	YES	YES	YES
520/562/660	L= 2390 X=2215	NO	NO	NO	NO	YES	YES	YES	YES	YES	YES	YES	YES
520/562/660	L= 2850 X=2342	NO	NO	NO	NO	YES	YES	YES	YES	YES	YES	YES	YES

BATTERIES - BATTERY COMPARTMENTS TABLE ◀

Battery type	Battery Ah	"Battery weight Nominal (kg)"	Battery size	Battery compartment			
				200	210/250	315/375	500
Lead acid	210	212	624 x 212 x 627 (DIN B)		X		
Lead acid	250	212	624 x 212 x 627 (DIN B)		X		
Lead acid	315	288	624 x 284 x 627 (DIN B)			X	
Lead acid	375	288	624 x 284 x 627 (DIN B)			X	
Lead acid	500	370	624 x 356 x 627 (DIN B)				X

MODEL TABLE NOTES:

Specifications are affected by the condition of the vehicle and how it is equipped, as well as the nature and condition of the operating area. Inform your dealer of the nature and condition of the intended operating area when purchasing your Hyster® truck.

- (1) If truck climbs ramps frequently (within 1h), consult your salesman
- (2) These values may vary of +/- 5%
- (3) Value referred to S3 5%
- (4) See "Batteries-Batt.compartments tbl" and "Battery compartment-Forks table"
- (5) With load section lifted: -67mm
- (6) Pedestrian version. For Stand-on version, front/rear are inverted
- (7) Max h13 value shall be 87mm
- (8) With forks l > 1590mm s = +10mm
- (9) b5 available: 510/552/650 -- with forks l > 1590mm b5 = +10mm
- (10) Available 75x94mm tyre -- h13 reduced to 10mm + tolerance (see pricelist for compatibility)
- (11) Forks raised -- Ast = Wa + R + a -- Wa and R with forks raised
- (12) Forks lowered -- With forks raised -67mm
- (13) h13 available 75mm

BATTERY COMPARTMENT - FORKS TABLE NOTES:

- (1) Forks lowered -- With forks raised -67mm
- (2) Forks raised -- Ast = Wa + R + a -- Wa and R with forks raised


NOTICE:

Care must be exercised when handling elevated loads. Operators must be trained and must read, understand and follow the instructions contained in the Operating Manual.

All values are nominal values and they are subject to tolerances. For further information, please contact the manufacturer.

Hyster products are subject to change without notice.

Lift trucks illustrated may feature optional equipment. Values may vary with alternative configurations.

 Safety: This truck conforms to the current EU requirements.

Specification data is based on VDI 2198.

> STANDARD AND OPTIONAL EQUIPMENT

ERGONOMICS	P2.0S	P2.5S	P3.0S
Key switch start	STD	STD	STD
Tiller control - fixed height*	STD	STD	STD
Tiller control - adjusted height*	X	X	X
Scooter control for models with side and rear protections	STD	STD	STD
Intelligent Lift™	X	X	X
Soft lowering	X	X	X
Coasting function	X	X	X
CONSTRUCTION	P2.0S	P2.5S	P3.0S
Standard construction	STD	STD	STD
Cold store construction (-30° C)	X	X	X
Standard platform with side arms	STD	STD	STD
Standard platform without side arms	X	X	X
Foot sensor for models with side protection	X	X	X
Platform with rear protection plate (via special order)	X	X	X
Platform with side protection plates	X	X	X
LIFT	P2.0S	P2.5S	P3.0S
Without load backrest	STD	STD	STD
1800mm high load backrest	X	X	X
1180 x 552 X=1005mm forks	STD	STD	STD
Other dimension forks	X	X	X
Fork height from ground - 85mm	STD	STD	STD
Fork height from ground - 75mm	X	N/A	N/A
Adjustable tie rod	X	N/A	N/A
OPERATION	P2.0S	P2.5S	P3.0S
Standard travel speed 13Km/h (with speed reduction on cornering)	STD	STD	STD
Audible forward alarm (forks trailing)	X	X	X
Audible reverse alarm (forks leading)	X	X	X
Audible forward and reverse alarm	X	X	X
Pedestrian awareness light (P.A.L.)	X	X	X
254 x 90mm NDIIthane® drive wheel	STD	STD	STD
254 x 90mm NDIIthane® conductive drive wheel	X	X	X
254 x 90mm DynaRoll® drive wheel	X	X	X
254 x 90mm Redthane® drive wheel	X	N/A	N/A
85 x 90mm tandem NDIIthane® load wheels	STD	STD	STD
85 x 114mm single NDIIthane® load wheels	X	N/A	N/A
75 x 90mm tandem NDIIthane® load wheels	X	N/A	N/A
75 x 114mm single NDIIthane® load wheels	X	N/A	N/A
Multifunctional display	STD	STD	STD
12V DC/DC converter	X	X	X
24V DC/DC converter	X	X	X
A4 clip board	X	X	X
Bottle holder	X	X	X
Multipurpose bar - across	X	X	X
Hyster Tracker Wireless Monitoring	X	X	X
Hyster Tracker Wireless Access	X	X	X
Hyster Tracker Wireless Verification	X	X	X
Manual work light	X	X	X
Automated work light	X	X	X
Premium platform lights	X	X	X

BATTERIES	P2.0S	P2.5S	P3.0S
Hyster standard type battery	X	X	X
Hyster battery with aquamatic	X	X	X
Hyster battery with aquamatic and air mix	X	X	X
Side extraction (using rollers)	STD	STD	STD
624 x 212 x 627mm battery compartment (for 210/250 Ah DIN Battery)	X	N/A	N/A
624 x 284 x 627mm battery compartment (for 315/375 Ah DIN Battery)	STD	STD	STD
624 x 356 x 627mm battery compartment (for 500Ah DIN Battery)	X	X	X
Battery cable extension (1500mm)	X	X	X
Twin battery change station	X	X	X
Gravity feed water reservoir	X	X	X
On board charger with UK plug	X	X	X
On board charger with Schuko plug	X	X	X
On board charger with CH plug	X	X	X
SUPPLEMENTAL	P2.0S	P2.5S	P3.0S
Literature pack	X	X	X
CE certification	STD	STD	STD
24 months / 4,000 hours manufacturer's warranty	STD	STD	STD
36 months / 6,000 hours extended warranty	X	X	X

* Available for Foldable Platform models only.
Please refer to the Price List for full option configurations.
Contact Hyster for details.

The all-new Hyster® Platform Pallet truck is built to be tough, intelligent, dependable and efficient

Designed for horizontal transportation efficiency in medium to high intensity applications, it excels in confined spaces. Using the extended forks option up to two pallets or three Europallets crosswise can be easily transported.

DEPENDABILITY

- Robust chassis design with a pressed bumper, in line with the Class III range improves protection.
- Higher ground clearance of pull rods helps to avoid damage when travelling on ramps.
- Bushing design improves wear and tear resistance.
- Suspended MDU shock absorption reduces stress on the frame and electronic components.
- Dual processors controller for increased reliability.
- New single piece side arms rotate upwards and around horizontal axis.
- Heavily bolted side and rear panels provide greater frame reinforcement.
- Steel battery covers for increased protection.
- Designed to work at temperatures ranging from -30°C to +40°C.

ERGONOMICS

- Operator compartment layout designed for maximum comfort.
- Wide foldable (540 x 430mm) and fixed (516 x 456mm) platform minimises vibrations.
- Low platform height for easy access.
- Rubber floor mat for excellent grip.
- Easy open side arms with soft cushions for added operator comfort.
- Side protection gives operator greater protection.
- Soft rubber side and rear protection handles for optimum grip.
- Rear protection provides robust and comfortable support when order picking.
- Optional, button-activated adjustable height tiller arm enhances driving position.
- Adjustable scooter control for fixed platform with side and rear protection.

PRODUCTIVITY

- Increased productivity enhancing speeds in both laden and unladen condition.
- Foldable operator platform allows quick change from pedestrian to rideon mode.
- Range of battery sizes to suit different application levels.
- Quick change lateral battery extraction for lower downtime.
- Wide range of driving wheels available for different applications;
 - NDIIthane® - standard option for long distances, ramps and heavy loads
 - DynaRoll® - for cold stores, long distances, ramps and heavy loads
 - Conducthane® - for reduced static environments
 - Redthane® - for uneven ground and wet floors
- Two load wheel heights for standard applications (85mm) and for disposable pallets (75mm).
- Wide range of fork combinations to suit different applications.
- Intelligent Lift™ option combines travel and lifting for faster load handling.
- Optional automatic working lights self-activate in low levels of light.
- Dashboard design minimises control panel obstructions

VISIBILITY

- Greater fork tip visibility enables faster load handling and reduces the risk of damage.
- Curved battery cover design for unobstructed view of forks.

LOW COST OF OWNERSHIP

- Smooth motor cover for ease of cleanliness and reduced dirt retention.
- Powerful traction motor increases performance and productivity.
- Battery cover protects from falling objects.
- High level of parts commonality for ease of maintenance and proven durability.
- 24 months warranty.


SERVICEABILITY

- Service intervals of 1000 operating hours.
- Easy to replace most exposed parts.
- Hyster Tracker™ delivers early warning and fault code alerts.
- Display shows clear error codes, battery status and hour meter.
- Service access level by laptop and standardised Hyster service cable.
- Quick troubleshooting via CAN bus technology and on-board display.
- Transmission oil for life.



HYSTER® DEALERS

Contact your nearest Hyster® Dealership
by visiting www.hyster.com



HYSTER PACIFIC

1/23 Rowood Road, Prospect NSW 2148
Tel: +61 (2) 9795 3800 Fax: +61 (2) 9792 8484

HYSTER ASIA

16 Tuas Avenue 20, Singapore 638827
Tel: +65 6863 3387 Fax: +65 6863 3349



/Hysterasiapacific



HysterAPIC



Hyster Asia-Pacific