



**STRONG PARTNERS.
TOUGH TRUCKS.™**



HYSTER UT SERIES

STAND-UP ELECTRIC TOW TRACTOR

T3.0UTS / 3000 KG

HYSTER.COM.AU

T3.OUTS

THE HYSTER® STAND-UP ELECTRIC TOW TRACTOR T3.OUTS COMBINES ERGONOMIC FEATURES AND RELIABLE PERFORMANCE WITH ENERGY EFFICIENT TECHNOLOGY. LOW MAINTENANCE DELIVERS INCREASED PRODUCTIVITY AND REDUCED OPERATIONAL COSTS.

Productivity

- High-power maintenance free AC drive motor
- Impressive pulling performance, up to 5% gradeability
- European traction controller
- Seamless travel and manoeuvrability
- Rear multi-position tow coupling
- Electronically powered steering
- Multi-function display
- Dual mirrors

Safety & Ergonomics

- Spacious, non-slip floor plate with anti-vibration function
- Ergonomic operator compartment to maximise driver comfort and operational efficiency
- Operator Presence System (OPS)
- Emergency stop button
- Automatic electro-magnetic parking brake
- High quality, robust components
- Low noise level

Serviceability


- Easy access for fast and efficient servicing
- Simple, readily available components
- Computer based diagnostics not required

Optional Features

- Lithium ion battery
- Mechanical steering
- External charger
- Strobe light
- LED front working light
- Turn signals
- Tyre size and type



Spacious, Non-Slip Floor Plate



Adjustable, Ergonomic Tiller Head



Rear Multi-Position Tow Coupling

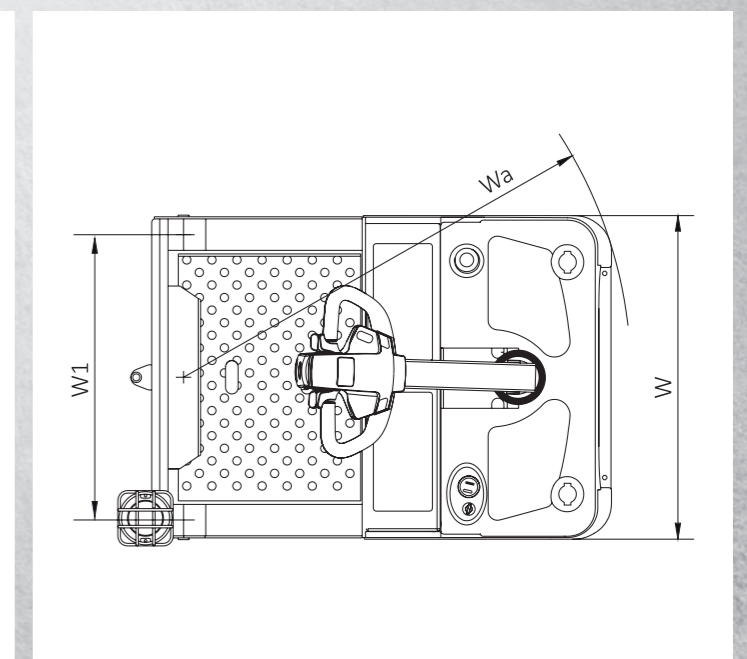
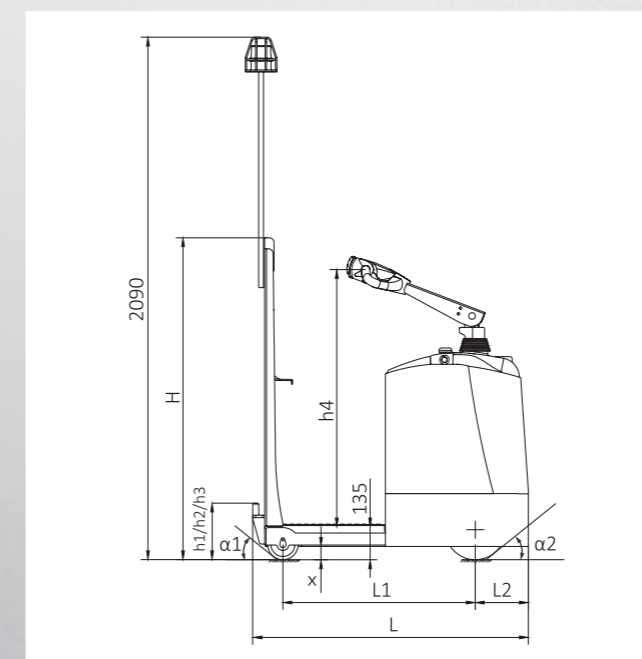


Easy Service Access via Front Cover

T3.OUTS Power Plug Type




MODEL	MEASUREMENT	T3.OUTS
Power Type		24-Volt
Operator Type		Stand On
Rated Capacity	kg	3000
Max rated tractive force	N	3000
Drawbar Pull, 60min rating	N	750
Max Drawbar Pull, 5min rating	N	2500
Wheelbase	L1 (mm)	790
Rear Load Distance	L2 (mm)	221
Service Weight (with battery)	kg	640
Axle Loading, unladen front / rear (with battery)	kg	420 / 220
Front, Tyre size / type (No. of Wheels)		Ø250x70 Poly (1)
Rear, Tyre size / type (No. of Wheels)		Ø180x50 Poly (2)
Wheel Tread, rear	W1 (mm)	682
Tiller Height min / max	h4 (mm)	1010 / 1350
Overall Height	H	1360
Coupling Height	h1 / h2 / h3 (mm)	280 / 354 / 426
Overall Length	L (mm)	1280
Overall Width	W (mm)	773
Min Ground Clearance	X (mm)	55
Approach / Departure angle	α1 (°) / α2 (°)	≥16 / ≥35
Turning radius	Wa (mm)	1070
Aisle width	Ast (mm)	1473
Travel Speed, unladen / laden	km/h	7.1 / 7
Gradeability, laden / unladen	%	5 / 20
Service Brake / Parking Brake		Electric
Drive Control		AC
Drive Motor Rating *S2 60 min	kW	2.2kw (EPS) / 1.5kw (w/o EPS)
Battery Ampere Hours	Ah	240
Battery Weight	kg	188
Battery Size (L x W x H)	mm	750 x 170 x 570
Sound level at the drivers ear according to EN / DIN 12053	dB (A)	70





HYSTER® DEALERS

Contact your nearest Hyster® Dealership
by visiting www.hyster.com.au



HYSTER PACIFIC

1 Bullecourt Avenue, Milperra NSW, Australia 2214
Tel: +61 (2) 9795 3800 Fax: +61 (2) 9792 8484
hyster.com/pacific/en-au

HYSTER ASIA

16 Tuas Avenue 20, Singapore 638827
Tel: +65 6863 3387 Fax: +65 6863 3349
hyster.com/asia/en-sg



/Hysterasiapacific



HysterJAPIC



Hyster Asia-Pacific