



**STRONG PARTNERS.
TOUGH TRUCKS.™**



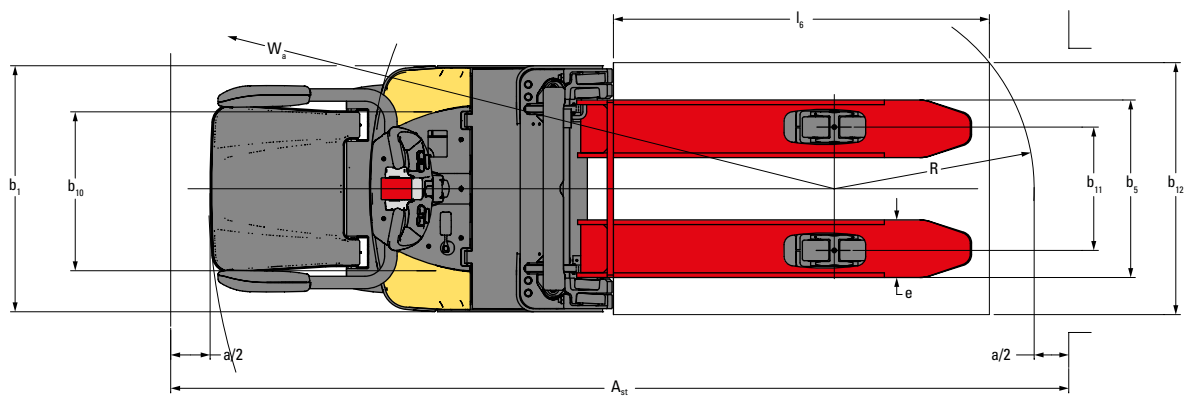
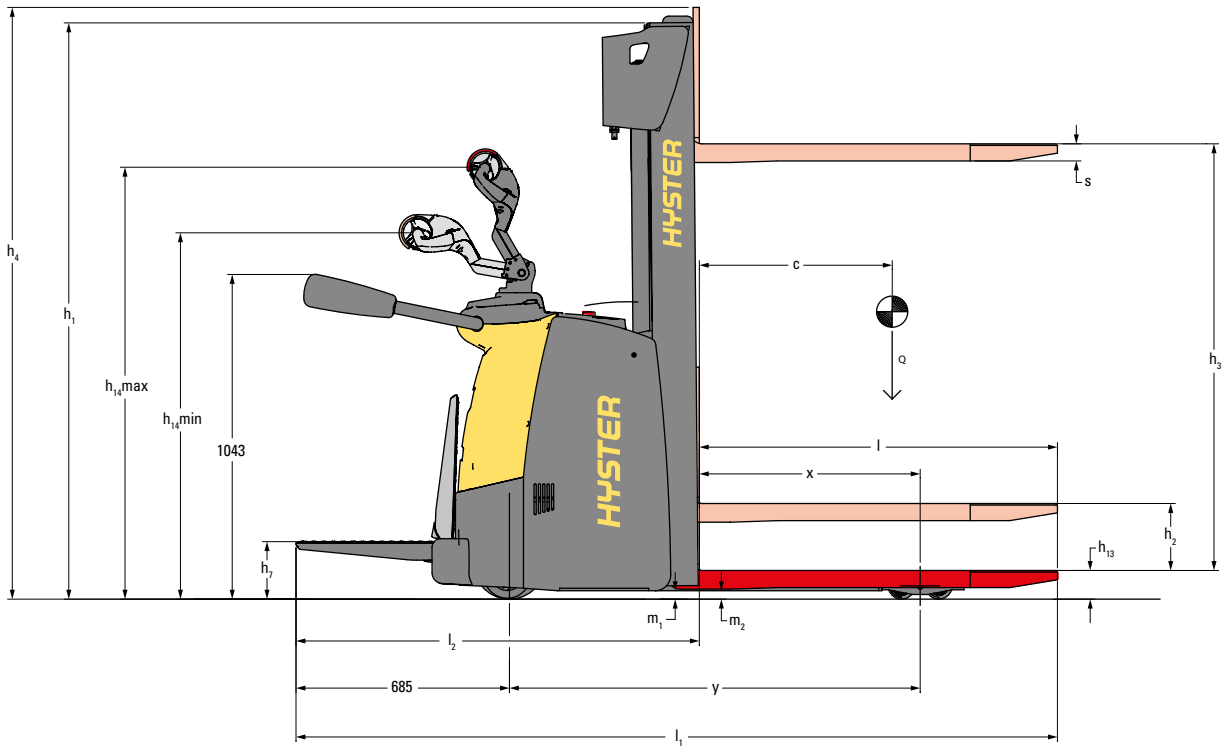
S1.2-2.0S (IL/SL) SERIES TECHNICAL GUIDE



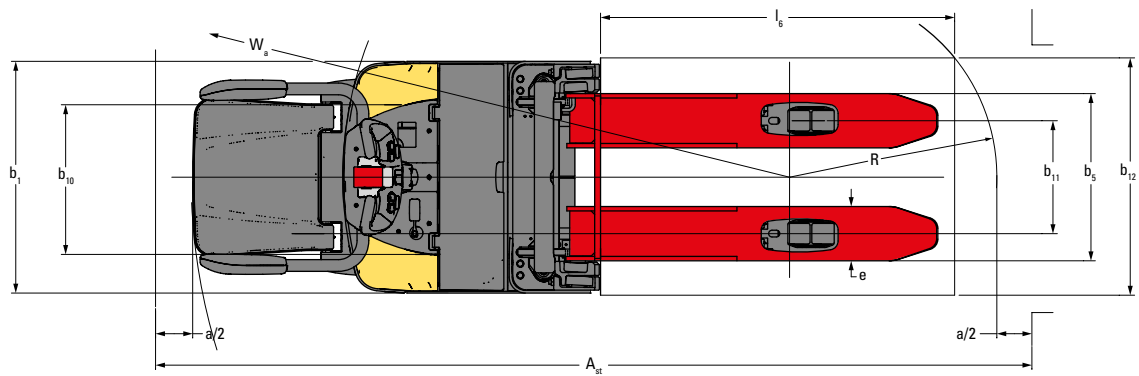
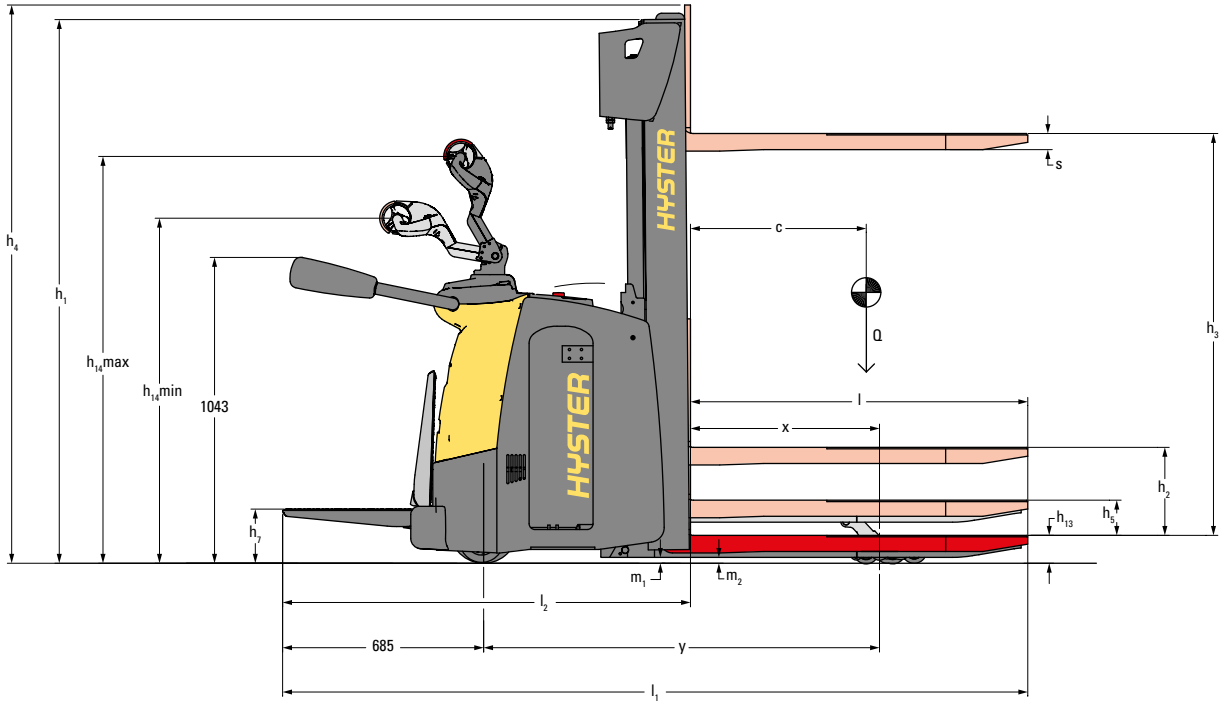
WWW.HYSTER.COM

> TRUCK DIMENSIONS

S1.2S / S1.4S / S1.6S / S2.0S



S1.2S IL / S1.4S IL / S1.6S IL



> S1.2S / S1.4S / S1.6S / S2.0S

			HYSTER		HYSTER		HYSTER		HYSTER	
			S1.2S		S1.4S		S1.6S		S2.0S	
GENERAL	1-1	Manufacturer			HYSTER		HYSTER		HYSTER	
	1-2	Model designation			S1.2S		S1.4S		S1.6S	
	1-3	Drive			Electric (battery)		Electric (battery)		Electric (battery)	
	1-4	Operator type			Pedestrian / Standing		Pedestrian / Standing		Pedestrian / Standing	
	1-5	Rated capacity/rated load	Q ₁	t	1.2		1.4		1.6	
	1-6	Load centre distance	c	mm	600		600		600	
	1-8	Load distance, centre of drive axle to fork (1)	x	mm	709		709		709	
	1-9	Wheelbase	y	mm	1319		1319		1391	
	WEIGHT	2-1	Service weight			1100		1130		1240
2-2-1		Axle loading with load, front / rear (21)			797	1503	830	1700	897	1943
2-3-1		Axle loading without load, front / rear (21)			749	351	774	356	837	403
WHEELS	3-1	Tyre type			NDIIThane / NDIIThane		NDIIThane / NDIIThane		NDIIThane / NDIIThane	
	3-2	Tyre size, front (21)			230x80		230x80		230x80	
	3-3	Tyre size, front (21)			85 x 100		85 x 70		85 x 70	
	3-4	Additional wheels (dimensions)			150 x 50		150 x 50		150 x 50	
	3-5	Wheels, number front / rear (x = driven wheels) (21)			1x+1/2		1x+1/4		1x+1/4	
	3-6	Tread, front (21)	b ₁₀	mm	510		510		510	
	3-7	Tread, rear (21)	b ₁₁	mm	396		396		396	
DIMENSIONS	4-2	Height, mast lowered	h ₁	mm	2100		2100		2100	
	4-3	Free lift	h ₂	mm	100		100		100	
	4-4	Lift	h ₃	mm	3200		3200		3200	
	4-5	Height, mast extended	h ₄	mm	3728		3728		3728	
	4-6	Initial lift	h ₃	mm	-		-		-	
	4-8	Seat height relating to SIP	h ₇	mm	185		185		185	
	4-9	Height drawbar in driving position min./max.	h ₁₄	mm	1147	1382	1147	1382	1147	1382
	4-15	Height, lowered	h ₁₃	mm	90		90		90	
	4-19-1	Overall length (pedestrian) (3)	l ₁	mm	2009		2009		2081	
	4-19-2	Overall length (standing) (3)	l ₁	mm	2445		2445		2517	
	4-20	Length to face of forks (pedestrian) (3)	l ₂	mm	859		859		931	
	4-20	Length to face of forks (standing) (3)	l ₂	mm	1295		1295		1367	
	4-21	Overall width	b ₁ /b ₂	mm	790		790		790	
	4-22	Fork dimensions DIN ISO 2331	s/e/l	mm	55 x 185 x 1150		55 x 185 x 1150		55 x 185 x 1150	
	4-25	Distance between fork-arms	b ₅	mm	570 (22)		570 (22)		570 (22)	
	4-31	Ground clearance, laden, below mast	m ₁	mm	42		42		42	
	4-32	Ground clearance, centre of wheelbase	m ₂	mm	32		32		32	
	4-34-1	Aisle width for pallets 1000 x 1200 crossways (pedestrian)	Ast2	mm	2463		2463		2534	
	4-34-1	Aisle width for pallets 1000 x 1200 crossways (standing)	Ast1	mm	2870		2870		2942	
	4-34-4	Aisle width for pallets 800 x 1200 lengthways (pedestrian)	Ast2	mm	2429		2429		2500	
4-34-4	Aisle width for pallets 800 x 1200 lengthways (standing)	Ast1	mm	2836		2836		2908		
4-35-1	Turning radius (pedestrian) (2)	W _{a2}	mm	1596		1596		1667		
4-35-2	Turning radius (standing) (2)	W _{a1}	mm	2003		2003		2075		
PERFORMANCE	5-1	Travel speed with / without load (pedestrian)			6.0		6.0		6.0	
	5-1	Travel speed with / without load (standing) (23) (24)			7.5 (10)		7.5 (10)		8.5	
	5-1-1	Travel speed with / without load, backwards (pedestrian)			6.0		6.0		6.0	
	5-1-1	Travel speed with / without load, backwards (standing) (23) (24)			7.5 (10)		7.5 (10)		8.5	
	5-2	Lifting speed with / without load			0.15	0.26	0.15	0.26	0.13	0.26
	5-3	Lowering speed with / without load			0.4	0.3	0.4	0.3	0.4	0.3
	5-7	Gradeability - 1.6 km/h, with / without load			-		-		1.1	5.0
	5-9	Max. gradeability - 1.6 km/h, with / without load			7.0	16.8 (12)	6.9	16.3 (13)	8.1	20.0
	5-10	Service brake			Electromagnetic		Electromagnetic		Electromagnetic	
	6-1	Drive motor, S2 60 min rating			1.8 (11)		1.8 (11)		2.5	
6-2	Lift motor S3 15% rating			3.0 (20)		3.0 (20)		3.0 (20)		
6-3	Battery according to DIN 43531/35/36 A,B,C, no			B		B		B		
6-4	Battery voltage/nominal capacity K5			24V / 250Ah (5)		24V / 250Ah (6)		24V / 375Ah (7)		
6-5	Battery weight (4)			212		212		288		
6-6	Energy consumption acc. to VDI cycle			1.0		1.1		1.25		
8-1	Type of drive unit			AC-Controller		AC-Controller		AC-Controller		
10-7	Average noise level at the operator's ear according to EN 12053			65.4		65.4		65.4		

S1.2S IL / S1.4S IL / S1.6S IL / S1.6S SL <

			HYSTER		HYSTER		HYSTER		HYSTER	
			S1.2S IL		S1.4S IL		S1.6S IL		S1.6S SL	
GENERAL	1-1	Manufacturer			HYSTER		HYSTER		HYSTER	
	1-2	Model designation			S1.2S IL		S1.4S IL		S1.6S SL	
	1-3	Drive			Electric (battery)		Electric (battery)		Electric (battery)	
	1-4	Operator type			Pedestrian / Standing		Pedestrian / Standing		Pedestrian / Standing	
	1-5	Rated capacity/rated load	Q ₁	t	1.2		1.4		1.6	
	1-6	Load centre distance	c	mm	600		600		600	
	1-8	Load distance, centre of drive axle to fork (1)	x	mm	644		644		646	
	1-9	Wheelbase	y	mm	1350		1350		1422	
	1-9	Wheelbase			1350		1350		1422	
WEIGHT	2-1	Service weight		kg	1191		1191		1267	
	2-2-1	Axle loading with load, front / rear (21)		kg	912	1479	840	1751	1000	1867
	2-3-1	Axle loading without load, front / rear (21)		kg	815	376	795	396	870	397
WHEELS	3-1	Tyre type			NDIIThane / NDIIThane		NDIIThane / NDIIThane		NDIIThane / NDIIThane	
	3-2	Tyre size, front (21)			230x80		230x80		230x80	
	3-3	Tyre size, front (21)			85 x 95		85 x 75		85 x 75	
	3-4	Additional wheels (dimensions)			150 x 50		150 x 50		150 x 50	
	3-5	Wheels, number front / rear (x = driven wheels) (21)			1x+1/2		1x+1/4		1x+1/4	
	3-6	Tread, front (21)	b ₁₀	mm	510		510		510	
	3-7	Tread, rear (21)	b ₁₁	mm	385		385		385	
DIMENSIONS	4-2	Height, mast lowered	h ₁	mm	1900		1900		1900	
	4-3	Free lift	h ₂	mm	100		100		100	
	4-4	Lift	h ₃	mm	2800		2800		2800	
	4-5	Height, mast extended	h ₄	mm	3328		3328		3328	
	4-6	Initial lift	h ₃	mm	120		120		120	
	4-8	Seat height relating to SIP	h ₅	mm	185		185		185	
	4-9	Height drawbar in driving position min./max.	h ₁₄	mm	1147	1382	1147	1382	1147	1382
	4-15	Height, lowered	h ₁₃	mm	90		90		90	
	4-19-1	Overall length (pedestrian) (3)	l ₁	mm	2105		2105		2177	
	4-19-2	Overall length (standing) (3)	l ₁	mm	2540		2540		2612	
	4-20	Length to face of forks (pedestrian) (3)	l ₂	mm	955		955		1027	
	4-20	Length to face of forks (standing) (3)	l ₂	mm	1390		1390		1462	
	4-21	Overall width	b ₁ /b ₂	mm	790		790		790	
	4-22	Fork dimensions DIN ISO 2331	s/e/l	mm	55 x 185 x 1150		55 x 185 x 1150		55 x 185 x 1150	
	4-24	Fork-carriage width	b ₃	mm	-		-		-	
	4-25	Distance between fork-arms	b ₅	mm	570		570		570	
	4-31	Ground clearance, laden, below mast	m ₁	mm	44		44		44	
	4-32	Ground clearance, centre of wheelbase	m ₂	mm	20		20		20	
	4-34-1	Aisle width for pallets 1000 x 1200 crossways (pedestrian)	Ast2	mm	2524		2524		2595	
	4-34-1	Aisle width for pallets 1000 x 1200 crossways (standing)	Ast1	mm	2932		2932		3002	
	4-34-4	Aisle width for pallets 800 x 1200 lengthways (pedestrian)	Ast2	mm	2511		2511		2582	
	4-34-4	Aisle width for pallets 800 x 1200 lengthways (standing)	Ast1	mm	2919		2919		2990	
	4-35-1	Turning radius (pedestrian) (2)	W _{a2}	mm	1626		1626		1697	
4-35-2	Turning radius (standing) (2)	W _{a1}	mm	2034		2034		2105		
PERFORMANCE	5-1	Travel speed with / without load (pedestrian)		km/h	6.0		6.0		6.0	
	5-1	Travel speed with / without load (standing) (23) (24)		km/h	7.5 (10)		7.5 (10)		8.5	
	5-1-1	Travel speed with / without load, backwards (pedestrian)		km/h	6.0		6.0		6.0	
	5-1-1	Travel speed with / without load, backwards (standing) (23) (24)		km/h	7.5 (10)		7.5 (10)		8.5	
	5-2	Lifting speed with / without load		m/s	0.15	0.26	0.15	0.26	0.13	0.26
	5-3	Lowering speed with / without load		m/s	0.4	0.3	0.4	0.3	0.4	0.3
	5-7	Gradeability - 1.6 km/h, with / without load		%	-		-		1.0	
	5-9	Max. gradeability - 1.6 km/h, with / without load		%	6.6	15.3 (14)	6.0	15.3 (15)	8.0	20.0
	5-10	Service brake			Electromagnetic		Electromagnetic		Electromagnetic	
	6-1	Drive motor, S2 60 min rating		kW	1.8 (11)		1.8 (11)		2.5	
6-2	Lift motor S3 15% rating		kW	3.0 (20)		3.0 (20)		3.0 (20)		
6-3	Battery according to DIN 43531/35/36 A,B,C, no			B		B		B		
6-4	Battery voltage/nominal capacity K5		V/Ah	24V / 250Ah (8)		24V / 250Ah (9)		24V / 375Ah (7)		
6-5	Battery weight (4)		kg	212		212		288		
6-6	Energy consumption acc. to VDI cycle		kWh/h	1.0		1.1		1.25		
8-1	Type of drive unit			AC-Controller		AC-Controller		AC-Controller		
10-7	Average noise level at the operator's ear according to EN 12053		dB (A)	65.4		65.4		65.4		

> FORK INFORMATION

2 STAGE MAST

	Fork length (1)	Wheelbase	Turning radius (3)	Distance between fork-arms	Length to face of forks (2) (3)	Overall length (3)	Load distance (1)	Load dimensions			Aisle width (3)
	l (mm)	y (m)	Wa (mm)	b ₅ (mm)	l ₂ (mm)	l ₁ (mm)	x (mm)	l ₆ (mm)	b ₁₂ (mm)	pallet position	Ast (mm)
S1.2S S1.4S (250AH)	800	1119	1500	520/570/680	859	1659	509	1000 800	800 800	crossways lengthwise	2333 2194
	1000	1319	1596	520/570/680	859	1859	709	1000 1000	1000 800	crossways lengthwise	2375 2291
	1150	1319	1596	520/570/680	859	2009	709	1000 1200	1200 800	crossways lengthwise	2463 2429
	1400	1519	1888	520/570/680	859	2259	909	1000 1400	1400 800	crossways lengthwise	2794 2722
	1600	1519	1888	520/570/680	859	2459	909	1000 1600	1600 800	crossways lengthwise	2893 2887

3 STAGE MAST

	Fork length (1)	Wheelbase	Turning radius (3)	Distance between fork-arms	Length to face of forks (2) (3)	Overall length (3)	Load distance (1)	Load dimensions			Aisle width (3)
	l (mm)	y (m)	Wa (mm)	b ₅ (mm)	l ₂ (mm)	l ₁ (mm)	x (mm)	l ₆ (mm)	b ₁₂ (mm)	pallet position	Ast (mm)
S1.2S S1.4S (210/250AH)	800	1119	1500	520/570/680	902	1702	466	1000 800	800 800	crossways lengthwise	2367 2221
	1000	1319	1596	520/570/680	902	1902	666	1000 1000	1000 800	crossways lengthwise	2397 2317
	1150	1319	1596	520/570/680	902	2052	666	1000 1200	1200 800	crossways lengthwise	2483 2463
	1400	1519	1888	520/570/680	902	2302	866	1000 1400	1400 800	crossways lengthwise	2801 2755
	1600	1519	1888	520/570/680	902	2502	866	1000 1600	1600 800	crossways lengthwise	2899 2924

2 STAGE MAST

	Fork length (1)	Wheelbase	Turning radius (3)	Distance between fork-arms	Length to face of forks (2) (3)	Overall length (3)	Load distance (1)	Load dimensions			Aisle width (3)
	l (mm)	y (m)	Wa (mm)	b ₅ (mm)	l ₂ (mm)	l ₁ (mm)	x (mm)	l ₆ (mm)	b ₁₂ (mm)	pallet position	Ast (mm)
S1.4S (315/375AH) S1.6S	800	1191	1565	520/570/680	931	1731	509	1000 800	800 800	crossways lengthwise	2399 2260
	1000	1391	1666	520/570/680	931	1931	709	1000 1000	1000 800	crossways lengthwise	2445 2361
	1150	1391	1666	520/570/680	931	2081	709	1000 1200	1200 800	crossways lengthwise	2533 2499
	1400	1591	1955	520/570/680	931	2331	909	1000 1400	1400 800	crossways lengthwise	2861 2788
	1600	1591	1955	520/570/680	931	2531	909	1000 1600	1600 800	crossways lengthwise	2960 2953

3 STAGE MAST

	Fork length (1)	Wheelbase	Turning radius (3)	Distance between fork-arms	Length to face of forks (2) (3)	Overall length (3)	Load distance (1)	Load dimensions			Aisle width (3)
	l (mm)	y (m)	Wa (mm)	b ₅ (mm)	l ₂ (mm)	l ₁ (mm)	x (mm)	l ₆ (mm)	b ₁₂ (mm)	pallet position	Ast (mm)
S1.4S (315/375AH) S1.6S	800	1191	1565	520/570/680	974	1774	466	1000 800	800 800	crossways lengthwise	2399 2260
	1000	1391	1666	520/570/680	974	1974	666	1000 1000	1000 800	crossways lengthwise	2445 2361
	1150	1391	1666	520/570/680	974	2124	666	1000 1200	1200 800	crossways lengthwise	2533 2499
	1400	1591	1955	520/570/680	974	2374	866	1000 1400	1400 800	crossways lengthwise	2861 2788
	1600	1591	1955	520/570/680	974	2574	866	1000 1600	1600 800	crossways lengthwise	2960 2953

2 STAGE MAST

	Fork length (1)	Wheelbase	Turning radius (3)	Distance between fork-arms	Length to face of forks (2) (3)	Overall length (3)	Load distance (1)	Load dimensions			Aisle width (3)
	l (mm)	y (m)	Wa (mm)	b ₅ (mm)	l ₂ (mm)	l ₁ (mm)	x (mm)	l ₆ (mm)	b ₁₂ (mm)	pallet position	Ast (mm)
S2.0S	800	1191	1565	520/570/680	931	1731	509	1000 800	800 800	crossways lengthwise	2399 2260
	1000	1391	1666	520/570/680	931	1931	709	1000 1000	1000 800	crossways lengthwise	2445 2361
	1150	1391	1666	520/570/680	931	2081	709	1000 1200	1200 800	crossways lengthwise	2533 2499

2 STAGE MAST

	Fork length (1)	Wheelbase	Turning radius (3)	Distance between fork-arms	Length to face of forks (2) (3)	Overall length (3)	Load distance (1)	Load dimensions			Aisle width (3)
	l (mm)	y (m)	Wa (mm)	b ₅ (mm)	l ₂ (mm)	l ₁ (mm)	x (mm)	l ₆ (mm)	b ₁₂ (mm)	pallet position	Ast (mm)
S1.2S IL S1.4S IL (210/250AH)	800	1150	1528	520/570/680	955	1755	444	1000	800	crossways	2413
								800	800	lengthwise	2263
	1000	1350	1626	520/570/680	955	1955	644	1000	1000	crossways	2440
								1000	800	lengthwise	2361
	1150	1350	1626	520/570/680	955	2105	644	1000	1200	crossways	2524
								1200	800	lengthwise	2511
1400	1550	1917	520/570/680	955	2355	844	1000	1400	crossways	2834	
							1400	800	lengthwise	2802	
1600	1550	1917	520/570/680	955	2555	844	1000	1600	crossways	2932	
							1600	800	lengthwise	2972	

3 STAGE MAST

	Fork length (1)	Wheelbase	Turning radius (3)	Distance between fork-arms	Length to face of forks (2) (3)	Overall length (3)	Load distance (1)	Load dimensions			Aisle width (3)
	l (mm)	y (m)	Wa (mm)	b ₅ (mm)	l ₂ (mm)	l ₁ (mm)	x (mm)	l ₆ (mm)	b ₁₂ (mm)	pallet position	Ast (mm)
S1.2S IL S1.4S IL (210/250AH)	800	1150	1528	520/570/680	998	1798	401	1000	800	crossways	2448
								800	800	lengthwise	2293
	1000	1350	1626	520/570/680	998	1998	601	1000	1000	crossways	2466
								1000	800	lengthwise	2391
	1150	1350	1626	520/570/680	998	2148	601	1000	1200	crossways	2547
								1200	800	lengthwise	2546
1400	1550	1917	520/570/680	998	2398	801	1000	1400	crossways	2844	
							1400	800	lengthwise	2837	
1600	1550	1917	520/570/680	998	2598	801	1000	1600	crossways	2941	
							1600	800	lengthwise	3010	

2 STAGE MAST

	Fork length (1)	Wheelbase	Turning radius (3)	Distance between fork-arms	Length to face of forks (2) (3)	Overall length (3)	Load distance (1)	Load dimensions			Aisle width (3)
	l (mm)	y (m)	Wa (mm)	b ₅ (mm)	l ₂ (mm)	l ₁ (mm)	x (mm)	l ₆ (mm)	b ₁₂ (mm)	pallet position	Ast (mm)
S1.4S IL (315/375AH) S1.6S IL	800	1222	1594	520/570/680	1027	1827	444	1000	800	crossways	2479
								800	800	lengthwise	2330
	1000	1422	1696	520/570/680	1027	2027	644	1000	1000	crossways	2511
								1000	800	lengthwise	2432
	1150	1422	1696	520/570/680	1027	2177	644	1000	1200	crossways	2595
								1200	800	lengthwise	2582
1400	1622	1983	520/570/680	1027	2427	844	1000	1400	crossways	2901	
							1400	800	lengthwise	2869	
1600	1622	1983	520/570/680	1027	2627	844	1000	1600	crossways	2999	
							1600	800	lengthwise	3040	

3 STAGE MAST

	Fork length (1)	Wheelbase	Turning radius (3)	Distance between fork-arms	Length to face of forks (2) (3)	Overall length (3)	Load distance (1)	Load dimensions			Aisle width (3)
	l (mm)	y (m)	Wa (mm)	b ₅ (mm)	l ₂ (mm)	l ₁ (mm)	x (mm)	l ₆ (mm)	b ₁₂ (mm)	pallet position	Ast (mm)
S1.4S IL (315/375AH) S1.6S IL	800	1222	1594	520/570/680	1070	1870	401	1000	800	crossways	2515
								800	800	lengthwise	2359
	1000	1422	1696	520/570/680	1070	2070	601	1000	1000	crossways	2537
								1000	800	lengthwise	2462
	1150	1422	1696	520/570/680	2220	601	601	1000	1200	crossways	2618
								1200	800	lengthwise	2617
1400	1622	1983	520/570/680	1070	2470	801	1000	1400	crossways	2912	
							1400	800	lengthwise	2905	
1600	1622	1983	520/570/680	1070	2670	801	1000	1600	crossways	3009	
							1600	800	lengthwise	3078	

2 STAGE MAST

	Fork length (1)	Wheelbase	Turning radius (3)	Fork-carriage width	Length to face of forks (2) (3)	Overall length (3)	Load distance (1)	Load dimensions			Aisle width (3)
	l (mm)	y (m)	Wa (mm)	b ₃ (mm)	l ₂ (mm)	l ₁ (mm)	x (mm)	l ₆ (mm)	b ₁₂ (mm)	pallet position	Ast (mm)
S1.6S SL	800	1408	1722	800/1000/1200	1011	1811	646	1000	800	crossways	2456
								800	800	lengthwise	2351
	950	1408	1722	800/1000/1200	1011	1961	646	1000	1000	crossways	2535
								1000	800	lengthwise	2456
	1150	1408	1722	800/1000/1200	1011	2161	646	1000	1200	crossways	2619
								1200	800	lengthwise	2605

3 STAGE MAST

	Fork length (1)	Wheelbase	Turning radius (3)	Fork-carriage width	Length to face of forks (2) (3)	Overall length (3)	Load distance (1)	Load dimensions			Aisle width (3)
	l (mm)	y (m)	Wa (mm)	b ₃ (mm)	l ₂ (mm)	l ₁ (mm)	x (mm)	l ₆ (mm)	b ₁₂ (mm)	pallet position	Ast (mm)
S1.6S	800	1408	1722	800/1000/1200	1054	1854	603	1000	800	crossways	2486
								800	800	lengthwise	2368
	950	1408	1722	800/1000/1200	1054	2004	603	1000	1000	crossways	2560
								1000	800	lengthwise	2486
	1150	1408	1722	800/1000/1200	1054	2204	603	1000	1200	crossways	2641
								1200	800	lengthwise	2641

> MAST INFORMATION

2 STAGE NFL

	Lift height h ₃ (mm)	Free lift h ₂ (m)	Height, mast lowered h ₁ (mm) (1)	Height, mast extended h ₄ (mm) (2)	Weightd (kg) (3)
S1.2S S1.4S S1.6S	2800	100	1900 (4)	3328	329
	3000	100	2000 (4)	3528	343
	3200	100	2100	3728	356
	3400	100	2200	3928	369
	3600	100	2300	4128	382
	3800	100	2400	4328	395
	4000	100	2500	4528	409
	4200	100	2600	4728	422

2 STAGE FFL

	Lift height h ₃ (mm)	Free lift h ₂ (m)	Height, mast lowered h ₁ (mm) (1)	Height, mast extended h ₄ (mm) (2)	Weightd (kg) (3)
S1.2S S1.4S S1.6S	2740	1418	1850 (4)	3268	341
	2940	1518	1950 (4)	3468	354
	3140	1618	2050	3668	367
	3340	1718	2150	3868	380
	3540	1818	2250	4068	393
	3740	1918	2350	4268	406
	3940	2018	2450	4468	419
	4140	2118	2550	4668	432

3 STAGE FFL

	Lift height h ₃ (mm)	Free lift h ₂ (m)	Height, mast lowered h ₁ (mm) (1)	Height, mast extended h ₄ (mm) (2)	Weightd (kg) (3)
S1.6S S1.4S S1.2S S1.6S SL	4040	1318	1850 (4)	4606	462
	4340	1418	1950 (4)	4906	481
	4620	1518	2050	5186	499
	4900	1618	2150	5466	518
	5180	1718	2250	5746	537
	5460	1818	2350	6026	556
	5740	1918	2450	6306	575
	6020	2018	2550	6586	594

2 STAGE NFL


	Lift height h ₃ (mm)	Free lift h ₂ (m)	Height, mast lowered h ₁ (mm) (1)	Height, mast extended h ₄ (mm) (2)	Weightd (kg) (3)
S2.0S	2600	100	1900 (4)	3172	327
	2800	100	2000 (4)	3372	340
	3000	100	2100	3572	353
	3200	100	2200	3772	366
	3400	100	2300	3972	379
	3600	100	2400	4172	393
	3800	100	2500	4372	406
	4000	100	2600	4572	419

MODEL TABLE NOTES:

Specifications are affected by the condition of the vehicle and how it is equipped, as well as the nature and condition of the operating area. Inform your dealer of the nature and condition of the intended operating area when purchasing your Hyster® truck.

- (1) With 3 stage mast: - 43 mm.
- (2) IL: load section lowered +72mm.
- (3) With 3 stage mast +43mm
with 3 stage mast with load backrest: +43 mm;
with 2 stage mast with load backrest: +27 mm.
- (4) These values may vary of +/-5%.
- (5) Available battery 24V / 210Ah (212 kg) ; 24V / 250Ah Polypropylene case version (180 kg + ballast 32 kg) ; 24V / 200Ah Li-Ion (211 kg).
- (6) Available battery 24V / 210Ah (212 kg) ; 24V / 315Ah (288 kg) ; 24V / 375Ah (288 kg) ; 24V / 250Ah Polypropylene case version (180 kg + ballast 32 kg) ; 24V / 200Ah Li-Ion (211 kg) ; 24V / 300Ah Li-Ion (277 kg) ; with 315/375Ah the wheelbase is increased y=+72 mm.
- (7) Available battery 24V / 315Ah (288 kg) ; 24V / 300Ah Li-Ion (277 kg).
- (8) Available battery 24V / 210Ah (212 kg) ; 24V / 200Ah Li-Ion (211 kg).
- (9) Available battery 24V / 210Ah (212 kg) ; 24V / 315Ah (288 kg) ; 24V / 375Ah (288 kg) ; 24V / 200Ah Li-Ion (211 kg) ; 24V / 300Ah Li-Ion (277 kg) ; with 315/375Ah the wheelbase is increased y=+72 mm.

- (10) Available 8.5km/h with 2.5kW S2=60min motor.
- (11) Available 2.5kW S2=60min motor.
- (12) Available 10.4/20.0 with 2.5kW S2=60min motor.
- (13) Available 9.0/20.0 with 2.5kW S2=60min motor.
- (14) Available 10.0/20.0 with 2.5kW S2=60min motor.
- (15) Available 9.0/20.0 with 2.5kW S2=60min motor.
- (16) Available 1.8/5.8 with 2.5kW S2=60min motor.
- (17) Available 1.4/5.7 with 2.5kW S2=60min motor.
- (18) Available 1.6/5.3 with 2.5kW S2=60min motor.
- (19) Available 1.3/5.3 with 2.5kW S2=60min motor.
- (20) Value referred to S3 12%.
- (21) Pedestrian version. For standing version, front/rear are inverted.
- (22) Available b₅ 680 mm: with b₅ 680 mm and 2 stage mast, x -43 mm, l₁ and l₂ +43 mm.
- (23) With lateral protections not in guarding position: 6km/h
- (24) Without lateral protections (optional): 6km/h.
- (25) Available battery 24V / 315Ah (288 kg).

 **Safety:** This truck conforms to the current EU requirements.

STANDARD AND OPTIONAL EQUIPMENT



ERGONOMICS	S1.2S	S1.4S	S1.6S	S2.0S	S1.2S IL	S1.4S IL	S1.6S IL	S1.6S SL
Standard Platform with Side Arms	X	X	X	X	X	X	X	X
Standard Platform without Side Arms	0	0	0	0	0	0	0	0
Key Switch Start	X	X	X	X	X	X	X	X
Operator Password	0	0	0	0	0	0	0	0
A4 Clip Board	0	0	0	0	0	0	0	0
Multipurpose Bar above motor cover	0	0	0	0	0	0	0	0
Multipurpose Bar - Across	0	0	0	0	0	0	0	0
Multipurpose Clamp - 1PC	0	0	0	0	0	0	0	0
Multipurpose Clamp - 2PC	0	0	0	0	0	0	0	0
Bottle Holder	0	0	0	0	0	0	0	0
Stretch Film Roll Holder	0	0	0	0	0	0	0	0
Double Pallet	-	-	-	-	0	0	0	-
Tiller Control - Fixed Height	X	X	X	X	X	X	X	X
Tiller Control - Adjusted Height	0	0	0	0	0	0	0	0
CONSTRUCTION	S1.2S	S1.4S	S1.6S	S2.0S	S1.2S IL	S1.4S IL	S1.6S IL	S1.6S SL
B5=570mm (2+2 Points of contact) Frame	X	X	X	X	X	X	X	-
B5=680mm (2+2 Points of contact) Frame	0	0	0	-	-	-	-	-
B4=850mm Frame	-	-	-	-	-	-	-	0
B4=1050mm Frame	-	-	-	-	-	-	-	0
B4=1250mm Frame	-	-	-	-	-	-	-	X
Standard Construction	X	X	X	X	X	X	X	X
Cold Store Construction (-30° C)	0	0	0	0	0	0	0	0
DRIVE	S1.2S	S1.4S	S1.6S	S2.0S	S1.2S IL	S1.4S IL	S1.6S IL	S1.6S SL
6km/h Maximum Speed Drive Performance	0	0	0	0	0	0	0	0
7km/h Maximum Speed Drive Performance	-	-	-	0	-	-	-	-
7.5km/h Maximum Speed Drive Performance	X	X	-	-	X	X	-	-
8.5km/h Maximum Speed Drive Performance	0	0	X	-	0	0	X	X
LIFT	S1.2S	S1.4S	S1.6S	S2.0S	S1.2S IL	S1.4S IL	S1.6S IL	S1.6S SL
2800mm 2 Stage Non Free Lift Mast	X	X	X	-	X	X	X	X
2600mm 2 Stage Non Free Lift Mast	-	-	-	X	-	-	-	-
800mm FEM2A Carriage	-	-	-	-	-	-	-	X
1000mm FEM2A Carriage	-	-	-	-	-	-	-	0
1200mm FEM2A Carriage	-	-	-	-	-	-	-	0
1000mm High Load Backrest	0	0	0	0	0	0	0	0
1150mm x 570mm x 55mm Welded Type Standard Taper Forks	X	X	X	-	X	X	X	-
1150mm x 570mm x 65mm Welded Type Standard Taper Forks	-	-	-	X	-	-	-	0
800mm x 120mm x 35mm FEM Type Standard Taper Forks	-	-	-	-	-	-	-	0
950mm x 120mm x 35mm FEM Type Standard Taper Forks	-	-	-	-	-	-	-	X
1150mm x 120mm x 35mm FEM Type Standard Taper Forks	-	-	-	-	-	-	-	0
OPERATION	S1.2S	S1.4S	S1.6S	S2.0S	S1.2S IL	S1.4S IL	S1.6S IL	S1.6S SL
Audible Forward Alarm (Forks Trailing)	0	0	0	0	0	0	0	0
Audible Reverse Alarm (Forks Leading)	0	0	0	0	0	0	0	0
Audible Forward and Reverse Alarm	0	0	0	0	0	0	0	0
Pedestrian Awareness Light (P.A.L.)	0	0	0	0	0	0	0	0

MAST INFORMATION TABLE NOTES:

- (1) With free lift of 100 mm for NFL mast.
- (2) With load backrest (h=1000) for carriage h₄ + 562 mm (2 stage mast), + 524 mm (3 stage mast), + 518 mm (S2.0S 2 stage mast).
- (3) All weights are: mast structures (weldment, cylinders, chain, pulley) + oil EXCLUDED: forks, accessories
- (4) Not available with vertical extraction

FORKS TABLE NOTES:

- (1) 2 stage mast only: less 27 mm with a load backrest fitted
- (2) 2 stage mast only: add 27 mm with a load backrest fitted
- (3) Values referred to 'pedestrian' configuration; for 'standing' configuration W_a and A_{s1} + 415 mm, l₁ and l₂ + 436 mm
- (4) Values referred to b₃

Bold values are reference version

Not all versions shown in tables are available as standard option

STANDARD AND OPTIONAL EQUIPMENT TABLE NOTES:

- X Standard equipment
- 0 Optional equipment
- Not available

NOTICE:

Care must be exercised when handling elevated loads. Operators must be trained and must read, understand and follow the instructions contained in the Operating Manual.

All values are nominal values and they are subject to tolerances. For further information, please contact the manufacturer.

Hyster products are subject to change without notice.

Lift trucks illustrated may feature optional equipment. Values may vary with alternative configurations.

Specification data is based on VDI 2198.

> STANDARD AND OPTIONAL EQUIPMENT

OPERATION (continued)	S1.2S	S1.4S	S1.6S	S2.0S	S1.2S IL	S1.4S IL	S1.6S IL	S1.6S SL
Lexan Mast Guard	X	X	X	X	X	X	X	X
Wire Mesh Mast Guard	0	0	0	0	0	0	0	0
Hyster Tracker wireless asset management system	0	0	0	0	0	0	0	0
Hyster Tracker wireless asset management - Access / Verification	0	0	0	0	0	0	0	0
Hyster Tracker wireless asset management - Monitoring	0	0	0	0	0	0	0	0
230 x 80mm NDIIthane Drive Wheel	X	X	X	X	X	X	X	X
230 x 80mm NDIIthane Antistatic Drive Wheel	0	0	0	0	0	0	0	0
230 x 80mm Dynaroll Drive Wheel	0	0	0	0	0	0	0	0
230 x 80mm RedThane Drive Wheel	0	0	0	0	0	0	0	0
85 x 70mm Tandem Polyurethane Load Wheels	0	0	X	X	X	X	X	X
85 x 90mm Single Polyurethane Load Wheels	-	-	-	-	X	-	-	-
85 x 100mm Single Polyurethane Load Wheels	X	-	-	-	-	-	-	-
BATTERIES	S1.2S	S1.4S	S1.6S	S2.0S	S1.2S IL	S1.4S IL	S1.6S IL	S1.6S SL
24V 210-250Ah batteries	0	0	-	-	0	0	-	-
24V 315-375Ah batteries	-	0	0	0	-	0	0	0
624 x 212 x 627mm Battery Compartment (for 210/250 Ah DIN Battery)	X	X	-	-	X	X	-	-
624 x 284 x 627mm Battery Compartment (for 315/375 Ah DIN Battery)	-	0	X	X	-	0	X	X
Side Battery Extraction	X	X	X	X	-	-	-	X
Vertical Battery Extraction	0	0	0	0	0	0	0	0
Side Extraction (Using Rollers)	0	0	0	0	0	0	0	0
Twin Battery Change Station	0	0	0	0	0	0	0	0
Battery Cable Extension (1500mm)	0	0	0	0	0	0	0	0
On Board Charger	0	0	0	0	0	0	0	0
50Hz Single Phase 8 Hour Charger	0	0	0	0	0	0	0	0
High Frequency Single Phase 8 Hour Charger	0	0	0	0	0	0	0	0
High Frequency Single Phase 12 Hour Charger	0	0	0	0	0	0	0	0
APPEARANCE	S1.2S	S1.4S	S1.6S	S2.0S	S1.2S IL	S1.4S IL	S1.6S IL	S1.6S SL
Hyster paint base truck	X	X	X	X	X	X	X	X
Special paint base truck	0	0	0	0	0	0	0	0
SUPPLEMENTAL	S1.2S	S1.4S	S1.6S	S2.0S	S1.2S IL	S1.4S IL	S1.6S IL	S1.6S SL
Warranty: 24 Months / 4,000 Hours manufacturer's warranty	X	X	X	X	X	X	X	X
Warranty: 36 Months / 6,000 Hours extended warranty	0	0	0	0	0	0	0	0

Please refer to the Price List for full option configurations.

Other options available through Special Products Engineering Department (SPED). Contact Hyster for details.

As the first choice materials handling partner for the world's demanding operations, Hyster delivers value added solutions and dependable products through the strongest distribution network in the industry.

The new tough Hyster® Platform Stacker is designed for efficiency for stock and transport at short to medium distances. For internal load transfer from manufacturing line end to storage shelves, for line feed and order picking. It has excellent manoeuvrability, control and visibility.

The all-new Platform Stacker is built with the quality hallmarks of Hyster: tough, intelligent, dependable and efficient.

DEPENDABILITY

- Welded standard frame is available in 2 basic lengths (according to battery compartment) and 2 different thicknesses (according to capacity).
- Initial lift models frame is available in 2 basic lengths (according to battery compartment) and 1 thickness.
- Two different battery compartments (210-250Ah, 315-375Ah) available to suit different requirements.
- Two battery extraction methods available - vertical or side battery removal.
- Battery compartment for vertical removal is closed on both sides. Vertical extraction is available with h1 greater than 2020 mm.
- Platform wide and deep to increase comfort of the operator.
- Robust chassis design with a one-piece base frame (no welded arms) and a new pressed bumper.
- Bumper has increased thickness of 5mm and has been designed with rounds that improve both the protection of the operator's foot and the robustness.
- Battery covers are made of thick injection moulded Polycarbonate.
- Dual processors controller for increased reliability.

PRODUCTIVITY

- The Hyster traction motor gives powerful acceleration and has an increased travel speed.
- Standard drive wheel is a NDIIthane® 92Sh – applicable for heavy loads, high tear resistant and high elastic impact.

- High traction wheel (Redthane® 75SH), Long distance wheel (DynaRoll® Black 95SH), and NDIIthane® Conductive wheels are available as option.
- The initial lift version increases the floor clear distance and allows driving the truck easily on ramps or on uneven floors.
- The maximum traction speed can be reduced if it's necessary to a desired customer value.

ERGONOMICS

- Tiller designed for an ergonomic steering position, with good functions controllability.
- Instrument panels are placed in an easy to reach position and designed to house Key or Keypad with the same layout and cover. The cover has thick walls to protect the items from falling objects. The emergency switch is visible and easy to reach from all angles.
- Dash mounted display shows alarms, digital battery indicator and hourmeter.
- The covers can hold small objects, bottles/cans (max diameter 75mm) and tapes.
- In the front part of the motor cover, below the dashboard, there is a pocket to store the manual which is kept in place by an elastic band and there is additional space for other paper documents.

VISIBILITY

- The mast incorporates unique Hyster designed profiles that reduce the total mast channel width (improved visibility).
- Lift cylinders position optimised to increase operator visibility.
- Battery covers have a curved design, to increase forks visibility.

LOW COST OF OWNERSHIP

- Smooth textured motor cover for shiny look, ease of cleanliness and reduced dirt retention.
- The Hyster traction motor gives powerful acceleration and an increased travel speed for superior performance and increased productivity.
- The battery cover protects the battery from falling objects while the emergency switch is still visible from all angles.
- High level of parts commonality with other Hyster products with proven reliability and durability for ease of maintenance.

SERVICEABILITY

- Greased for life load rollers in mast design.
- Display provide error codes, battery status and hour meter.
- Service access level by laptop and standardized Hyster service cable.
- Troubleshooting via CAN and via Display.
- Transmission oil for life
- It's not necessary to regulate the brake during life.
- Service interval hydraulic oil and filter: 3000h or 3 years.
- Standard warranty – 24 months

STRONG PARTNERS. TOUGH TRUCKS.™

FOR DEMANDING OPERATIONS, EVERYWHERE.

Hyster® supplies a complete range of warehouse equipment, IC and electric counterbalanced trucks, container handlers and reach stackers. Hyster® is committed to being much more than a lift truck supplier.

Our aim is to offer a complete partnership capable of responding to the full spectrum of material handling issues: whether you need professional consultancy on your fleet management, fully qualified service support, or reliable parts supply, you can depend on Hyster®.

Our network of highly trained dealers provides expert, responsive local support. They can offer cost-effective finance packages and introduce effectively managed maintenance programmes to ensure that you get the best possible value. Our business is dealing with your material handling needs so you can focus on the success of your business today and in the future.




HYSTER EUROPE

Centennial House, Frimley Business Park, Frimley, Surrey, GU16 7SG, England.

Tel: +44 (0) 1276 538500

www.hyster.eu infoeurope@hyster.com [/HysterEurope](https://www.facebook.com/HysterEurope) [@HysterEurope](https://twitter.com/HysterEurope) [/HysterEurope](https://www.youtube.com/channel/UC...) www.hyster-bigtrucks.com

HYSTER-YALE UK LIMITED trading as Hyster Europe. Registered Address: Centennial House, Building 4.5, Frimley Business Park, Frimley, Surrey GU16 7SG, United Kingdom. Registered in England and Wales. Company Registration Number: 02636775.

©2019 HYSTER-YALE UK LIMITED, all rights reserved. HYSTER, , and STRONG PARTNERS. TOUGH TRUCKS. are trademarks of HYSTER-YALE Group, Inc. NDIIthane, RedThane and Dynaroll are a trademarks of Wicke GmbH + Co. KG. Lexan is a trademark of Sabic Global Technologies B.V. Hyster products are subject to change without notice. Forklift trucks illustrated may feature optional equipment.

