

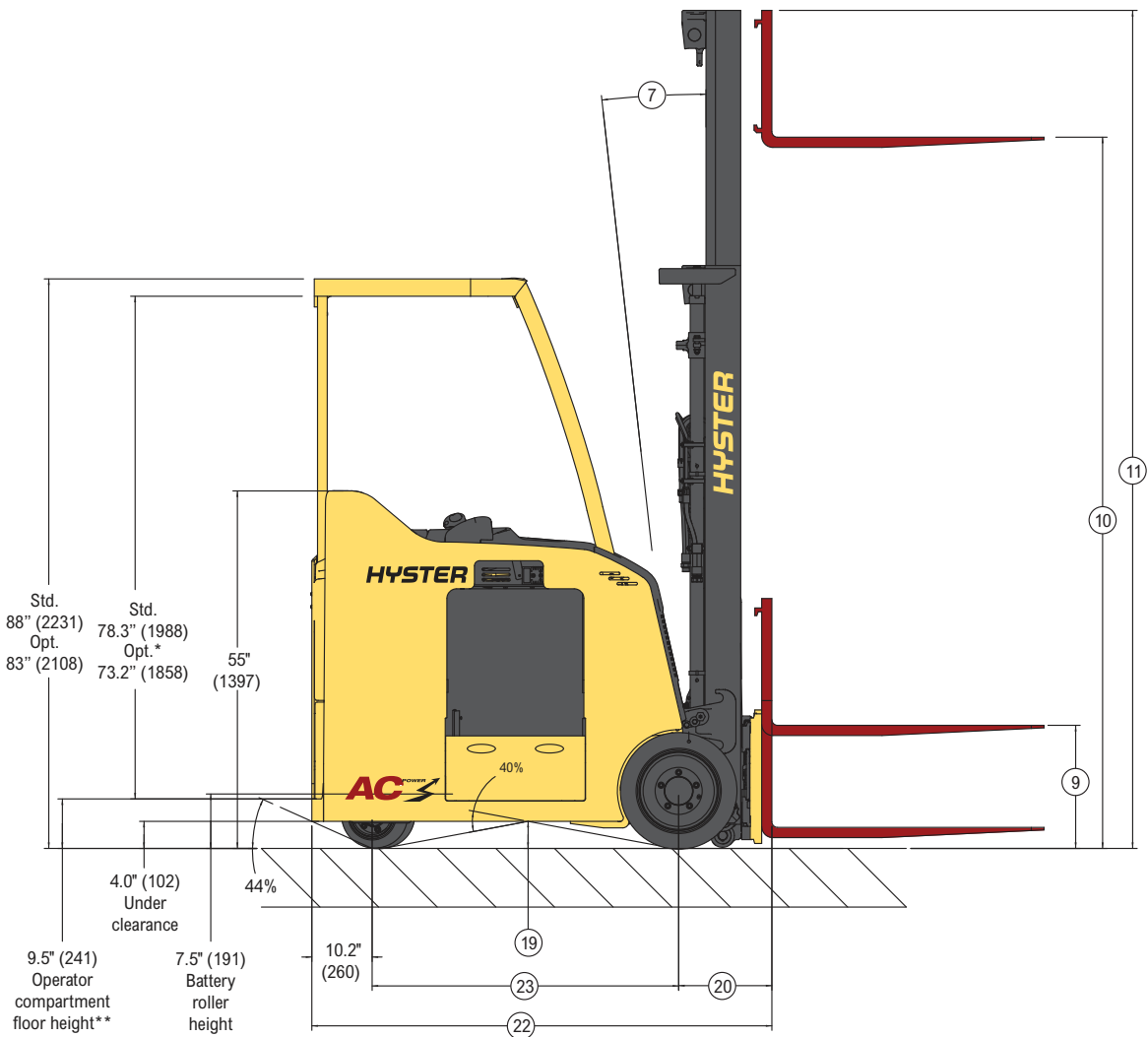
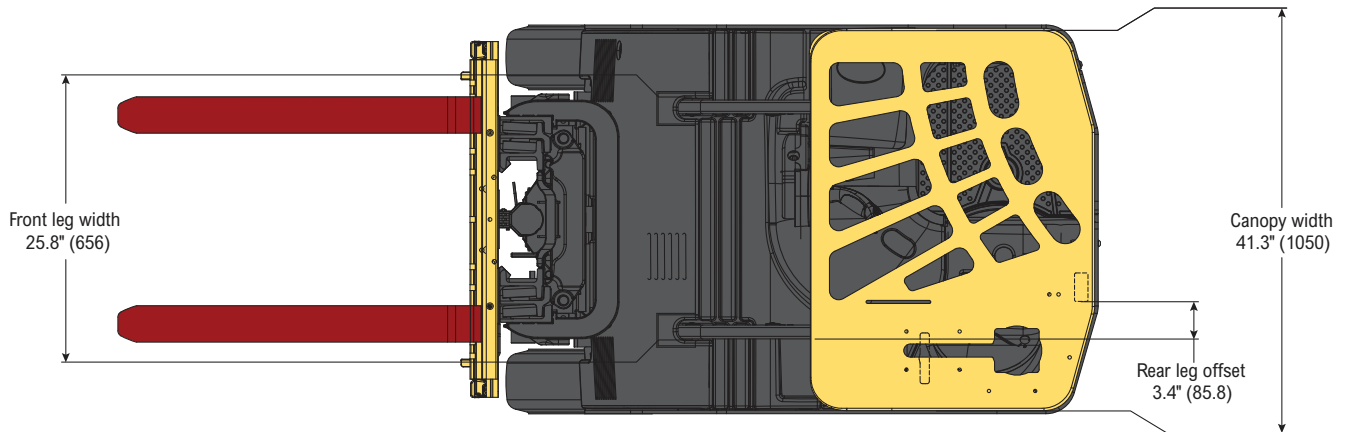
E30-40HSD3 SERIES



3-WHEEL STAND-UP ELECTRIC FORKLIFT TRUCK
PRODUCT TECHNICAL GUIDE

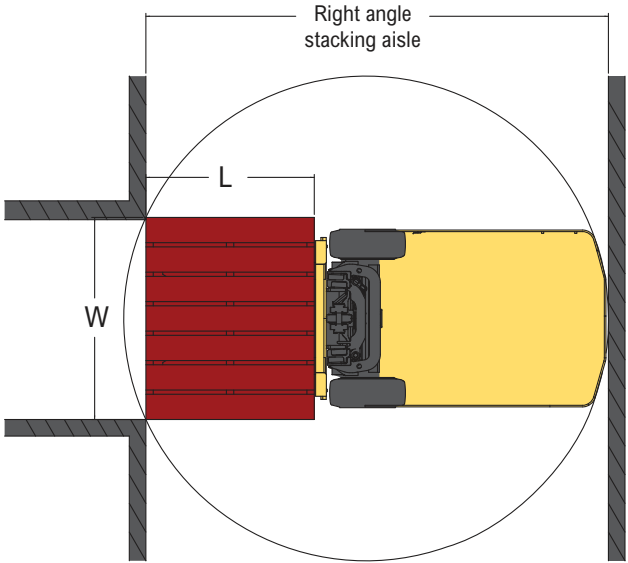
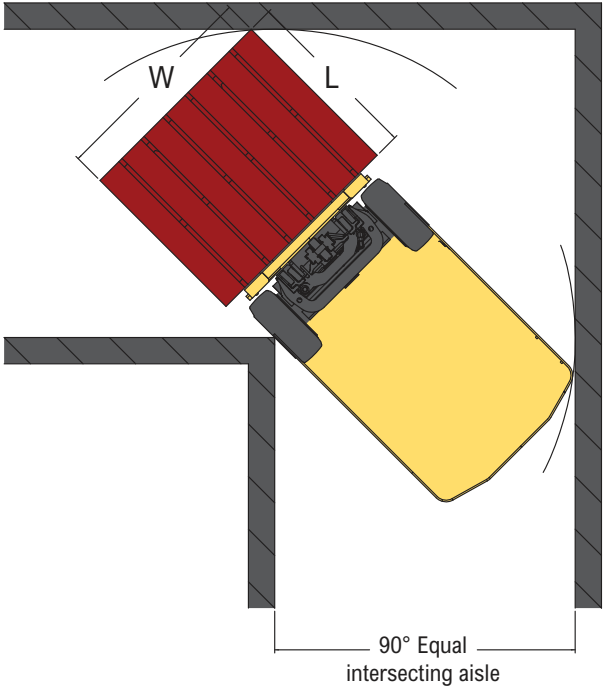
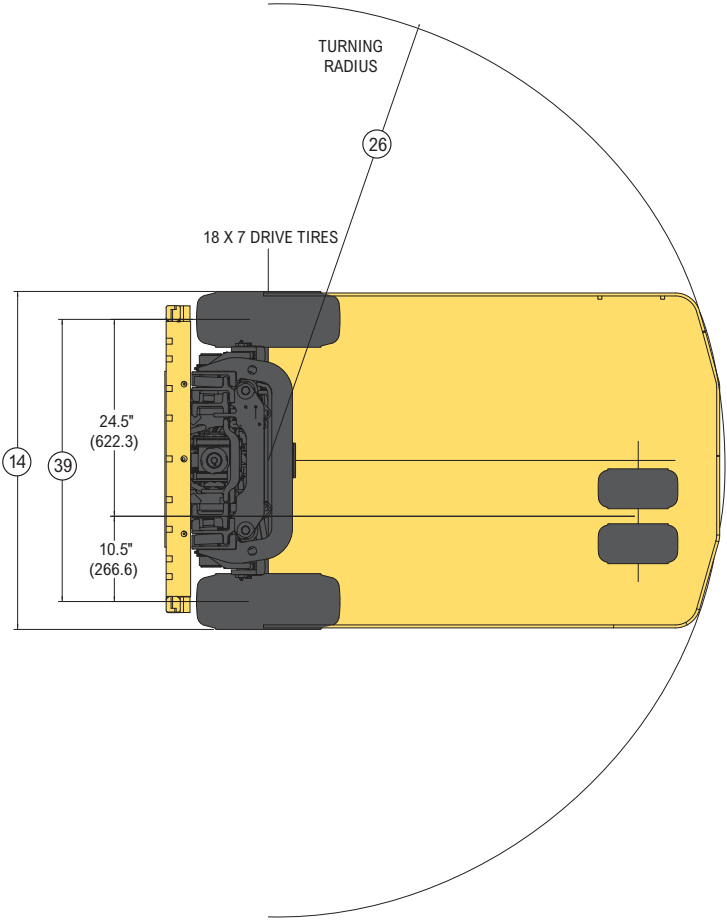


E30-40HSD3 DIMENSIONS



Circled dimensions correspond to the line numbers on the tabulated chart inside the technical guide. Dimensions are in inches (millimeters).

* Measurement assumes zero compression of floor plate suspension spring, which varies depending on operator weight (typical 1/2" deflection could be assumed for increased operator height clearance.)



E30HSD3 SPECIFICATIONS

GENERAL					
1	Manufacturer	Hyster			
2	Model designation	E30HSD3			
3	Power/voltage	Electric/36 Volts			
4	Operation type	Stand			
5	Rated capacity	lb (kg)	3000 (1361)		
6	Load center	in (mm)	24 (609)		
7	Mast tilt std (opt)	degrees	5F/5B (10F/5B)		
8	Mast – lowered height (std mast)	in (mm)	84 (2130)		
9	Free lift – top of fork (std 2-stg limited free lift mast)	in (mm)	5 (140)		
9a	Free lift – top of fork (opt 2-stg full free lift mast w/wo LBR)	in (mm)	33/61 (860/1555)		
10	Lift height – top of fork (std 2-stg limited free lift mast)	in (mm)	131 (3332)		
11	Mast – extended height (std mast with/without LBR)	in (mm)	180/154 (4555/3912)		
12	Overhead guard height (std/opt)	in (mm)	88/83 (2234/2108)		
13	Grade clearance	%	40		
14	Overall width	in (mm)	42 (1067)		
15	Forks (thickness x width x length)	in (mm)	1.5 x 4 x 42 (38 x 102 x 1067)		
16	Standard carriage width (class II)	in (mm)	38.5 (978)		
17	Floor to top of battery rollers	in (mm)	7.5 (190)		
19	Ground clearance (center of wheelbase) NL	in (mm)	4 (102)		
20	Load distance (center of wheel to face of forks) † 3-stage FFL VISTA™ plus mast		12.8 (327)		
20a	Load distance (ctr of wheel to face of forks) †† 2-stage LFL/FFL, 3-stage FFL VISTA™ mast		12.6 (321)		
20b	Load distance (center of wheel to face of forks) ††† 4-stage mast	in (mm)	N/A	N/A	18.3 (464)
21	Battery compartment	Height	in (mm) 31.1 (790)		
21a		Length	in (mm) 13.8 (352) 16.0 (408) 18.3 (464)		
21b		Width	SIZE 38"		
21c		Nominal	Actual 38.6 (980)		
22	Length to face of forks ^a	in (mm)	62.3 (1583)	64.5 (1639)	66.7 (1695)
23	Wheelbase	in (mm)	39.4 (1001)	41.6 (1057)	43.8 (1113)
24	Aisle width ^a	in (mm)	111.3 (2827)	113.4 (2880)	115.5 (2934)
25	Equal aisle, 90° intersecting aisle ^a	in (mm)	68.0 (1728)	68.5 (1740)	69.0 (1752)
26	Turning radius ^a	in (mm)	50.7 (1289)	52.8 (1341)	54.9 (1395)
27	Travel speed (NL/RL)	mph (km/h)	7.2/7.2 (11.6/11.6)	7.2/7.2 (11.6/11.6)	7.2/7.2 (11.6/11.6)
28	Lift speed	Std 2-stg LFL mast (NL/RL)	ft/min (m/sec) 87/59 (0.44/0.30)		
28a		Opt 2-stg FFL mast (NL/RL)	ft/min (m/sec) 87/59 (0.44/0.30)		
28b		Opt 3-stg FFL VISTA™ plus mast (NL/RL)	ft/min (m/sec) 99/69 (0.50/0.35)		
28c		Opt 3-stg FFL mast (NL/RL)	ft/min (m/sec) 83/65 (0.42/0.33)		
28d		Opt 4-stg FFL mast (NL/RL)	N/A	N/A	113/79 (0.57/0.40)
29	Lower speed	Std 2-stg LFL mast (NL/RL)	ft/min (m/sec) 63/100 (0.32/0.51)		
29a		Opt 2-stg FFL mast (NL/RL)	ft/min (m/sec) 61/98 (0.31/0.50)		
29b		Opt 3-stg FFL VISTA™ plus mast (NL/RL)	ft/min (m/sec) 71/102 (0.36/0.52)		
29c		Opt 3-stg FFL mast (NL/RL)	ft/min (m/sec) 71/88 (0.36/0.45)		
29d		Opt 4-stg FFL mast (NL/RL)	N/A	N/A	86/100 (0.44/0.51)
30	Gradeability	5 minute rating (NL/RL)	% 15.0/15.0		
31	Drawbar pull	5 minute rating (NL/RL)	LBF 2602/2356		
32	Brake	Method of control	Spring apply/Elec. released		
32a		Method of operation	Foot		
33	Truck weight	Without battery (NL)	lb (kg) 6353 (2882)	6373 (2891)	6263 (2841)
34	Axle loading – drive	Static with max. wt. battery (NL/RL)	lb (kg) 3991/9149 (1810/4150)	4080/9107 (1851/4131)	4260/9765 (1932/4429)
35	Axle loading – steer	Static with max. wt. battery (NL/RL)	lb (kg) 4462/2304 (2024/1045)	4572/2545 (2074/1154)	4702/2198 (2133/997)
36	Tire type – rubber, polyurethane etc. (drive/steer)	Rubber/polyurethane			
37	Tire size (drive/steer)	in	18 x 7 - 12.1/10 x 5 - 6.5		
38	Wheels – number (x=driven) drive/steer	2x/2			
39	Tread (tires) std dr/steer/steer	in (mm)	35/10.5/24.5 (889/267/622)		
40	Battery	Type	Lead acid Thin Plate Pure Lead** Lithium-ion**		
40a		Volts	36		
40b		Minimum weight	lb (kg) 1700 (771)	1980 (898)	2300 (1043)
41	Traction motors (dual) 60 minute rating each	hp (kW)	6.4 (4.8)		
42	Pump motor 15 minute rating	hp (kW)	16.1 (12)		
43	Traction motors (type/control method)	AC/Transistor			
44	Pump motor (type/control method)	AC/Transistor			
45	Number of speeds (traction & pump)	Infinitely variable			
46	Step height	in (mm)	9.5 (241)		
47	Attachment relief pressure	psi (bar)	2000 (138)		
49	Sound level (measured per ANSI B56.11.5)	dB (A)	69		

Specifications, unless otherwise listed, are for a standard truck without optional equipment.

* Right angle stack and equal intersecting aisle dimensions provided with a 48" long and 40" wide pallet load, 2-stage LFL mast with standard carriage, allowing zero clearance.

** Optional with Hyster Power Collect™

Δ External mounted operator sensing system egress option will increase length of truck by 1.9 Inches (48 mm).

RAS = Turn radius + Load distance + Load length + Clearance.

† 3-stage-FFL VISTA™ PLUS mast add 1.8" for S/S.

†† 2-stage-LFL/2-stage-FFL/3-stage-FFL VISTA™ mast add 1.7" for S/S.

††† 4-stage-FFL mast add 1.4" for S/S.

RL = Rated load,
NL = No load

E35-40HSD3 SPECIFICATIONS

GENERAL		Manufacturer		
1	Manufacturer	Hyster		
2	Model designation	E35HSD3	E35HSD3	E40HSD3
3	Power/voltage	Electric/36 volts		
4	Operation type	Stand		
5	Rated capacity	lb (kg)	3500 (1588)	3500 (1588) 4000 (1814)
6	Load center	in (mm)	24 (609)	
7	Mast tilt std (opt)	degrees	5F/5B (10F/5B)	
8	Mast – lowered height (std mast)	in (mm)	84 (2130)	
9	Free lift – top of fork (std 2-stg limited free lift mast)	in (mm)	5 (140)	
9a	Free lift – top of fork (opt 2-stg full free lift mast w/wo LBR)	in (mm)	33/61 (860/1555)	
10	Lift height – top of fork (std 2-stg limited free lift mast)	in (mm)	131 (3332)	
11	Mast – extended height (std mast with/without LBR)	in (mm)	180/154 (4555/3912)	
12	Overhead guard height (std/opt)	in (mm)	88/83 (2234/2108)	
13	Grade clearance	%	40	
14	Overall width	in (mm)	42 (1067)	
15	Forks (thickness x width x length)	in (mm)	1.5 x 4 x 42 (38 x 102 x 1067)	
16	Standard carriage width (class II)	in (mm)	38.5 (978)	
17	Floor to top of battery rollers	in (mm)	7.5 (190)	
19	Ground clearance (center of wheelbase) NL	in (mm)	4 (102)	
20	Load distance (center of wheel to face of forks) † 3-stage FFL VISTA™ plus mast		N/A	N/A N/A
20a	Load distance (ctr of wheel to face of forks) †† 2-stage LFL/FFL, 3-stage FFL VISTA™ mast		12.6 (321)	
20b	Load distance (center of wheel to face of forks) ††† 4-stage mast	in (mm)	18.3 (464)	
21	Battery compartment	Height	in (mm) 31.1 (790)	
21a		Length	in (mm) 18.3 (464) 20.8 (528)	
21b		Width	Nominal Size 38"	
21c		Actual	in (mm) 38.6 (980)	
22	Length to face of forks ^Δ	in (mm)	66.7 (1695)	69.3 (1759) 69.3 (1759)
23	Wheelbase	in (mm)	43.8 (1113)	46.3 (1177)
24	Aisle width* ^Δ	in (mm)	115.5 (2934)	118 (2997)
25	Equal aisle, 90° intersecting aisle* ^Δ	in (mm)	69.0 (1752)	69.6 (1768)
26	Turning radius ^Δ	in (mm)	54.9 (1395)	57.4 (1458)
27	Travel speed (NL/RL)	mph (km/h)	7.2/7.2 (11.6/11.6)	
28	Lift speed	Std 2-stg LFL mast (NL/RL)	ft/min (m/sec) 87/59 (0.44/0.30)	
28a		Opt 2-stg FFL mast (NL/RL)	ft/min (m/sec) 87/59 (0.44/0.30)	
28b		Opt 3-stg FFL VISTA™ PLUS mast (NL/RL)	N/A	N/A N/A
28c		Opt 3-stg FFL mast (NL/RL)	ft/min (m/sec) 83/62 (0.42/0.32) 83/59 (0.42/0.30)	
28d		Opt 4-stg FFL mast (NL/RL)	113/76 (0.57/0.38)	113/76 (0.57/0.38) 113/68 (0.57/0.35)
29	Lower speed	Std 2-stg LFL mast (NL/RL)	ft/min (m/sec) 63/100 (0.32/0.51)	
29a		Opt 2-stg FFL mast (NL/RL)	ft/min (m/sec) 61/98 (0.31/0.50)	
29b		Opt 3-stg FFL VISTA™ PLUS mast (NL/RL)	N/A	N/A N/A
29c		Opt 3-stg FFL mast (NL/RL)	ft/min (m/sec) 71/91 (0.36/0.46)	
29d		Opt 4-stg FFL mast (NL/RL)	ft/min (m/sec) 86/100 (0.44/0.51)	
30	Gradeability	5 minute rating (NL/RL)	% 15.0/15.0	
31	Drawbar pull	5 minute rating (NL/RL)	LBF	2602/2356 2562/2280
32	Brake	Method of control	Spring apply/Elec. released	
32a		Method of operation	Foot	
33	Truck weight	Without battery (NL)	lb (kg)	6745 (3059) 6316 (2865) 6801 (3085)
34	Axle loading – drive	Static with max. wt. battery (NL/RL)	lb (kg)	4256/10678 (1930/4843) 4388/10653 (1990/4832) 4477/11637 (2031/5278)
35	Axle loading – steer	Static with max. wt. battery (NL/RL)	lb (kg)	5188/2266 (2353/1028) 4978/2214 (2258/1004) 5569/2409 (2526/1093)
36	Tire type – rubber, polyurethane etc. (drive/steer)		Rubber/polyurethane	
37	Tire size (drive/steer)	in	18 x 7 - 12.1/10 x 5 - 6.5	
38	Wheels – number (x=driven) drive/steer		2x/2	
39	Tread (tires) std dr/steer/steer	in (mm)	35/10.5/24.5 (889/267/622)	
40	Battery	Type	Lead acid Thin Plate Pure Lead** Lithium-ion**	
40a		Volts	36	
40b		Minimum weight	lb (kg)	2300 (1043) 2500 (1152) 2695 (1222)
41	Traction motors (dual) 60 minute rating each	hp (kW)	6.4 (4.8)	
42	Pump motor 15 minute rating	hp (kW)	16.1 (12)	
43	Traction motors (type/control method)		AC/Transistor	
44	Pump motor (type/control method)		AC/Transistor	
45	Number of speeds (traction & pump)		Infinitely variable	
46	Step height	in (mm)	9.5 (241)	
47	Attachment relief pressure	psi (bar)	2000 (138)	
49	Sound level (measured per ANSI B56.11.5)	dB (A)	69	

Specifications, unless otherwise listed, are for a standard truck without optional equipment.

* Right angle stack and equal intersecting aisle dimensions provided with a 48" long and 40" wide pallet load, 2-stage LFL mast with standard carriage, allowing zero clearance.

** Optional with Hyster Power Collect™

Δ External mounted operator sensing system egress option will increase length of truck by 1.9 Inches (48 mm).

RAS = Turn radius + Load distance + Load length + Clearance.

† 3-stage-FFL VISTA™ PLUS mast add 1.8" for S/S.

†† 2-stage-LFL/2-stage-FFL/3-stage-FFL VISTA™ mast add 1.7" for S/S.

††† 4-stage-FFL mast add 1.4" for S/S.

RL = Rated load,
NL = No load

E30-40HSD3 SPECIFICATIONS

E30-40HSD3 MAST DIMENSIONS					
Maximum fork height (TOF)	Overall lowered height	Overall extended height w/ load backrest ext.	Overall extended height w/o load backrest	Free lift (TOF) w/ load backrest	Free lift (TOF) w/o load backrest
in (mm)	in (mm)	in (mm)	in (mm)	in (mm)	in (mm)
2-STAGE LIMITED FREE-LIFT (LFL) VISTA™ MAST (3,000 lb – 4,000 lb)					
131 (3332)	84 (2130)	180 (4562)	154 (3906)	5 (140)	5 (140)
139 (3532)	88 (2230)	188 (4762)	162 (4106)	5 (140)	5 (140)
2-STAGE FULL FREE-LIFT (FFL) VISTA™ MAST (3,000 lb – 4,000 lb)					
40 (1018)	48 (1220)	90 (2286)	75 (1905)	0 (0)	12 (305)
130 (3318)	84 (2130)	180 (4568)	154 (3913)	35 (900)	61 (1555)
138 (3518)	88 (2230)	188 (4768)	162 (4113)	39 (1000)	65 (1655)
3-STAGE FULL FREE-LIFT (FFL) VISTA™ PLUS MAST (3,000 lb ONLY)					
157 (4000)	74 (1880)	206 (5229)	178 (4521)	25 (635)	53 (1346)
192 (4900)	86 (2180)	242 (6129)	213 (5410)	37 (940)	65 (1651)
198 (5050)	90 (2280)	248 (6279)	219 (5563)	41 (1041)	69 (1753)
210 (5350)	94 (2380)	259 (6579)	231 (5867)	45 (1143)	73 (1854)
216 (5500)	96 (2430)	265 (6726)	237 (6020)	47 (1194)	75 (1905)
3-STAGE FULL FREE-LIFT (FFL) VISTA™ MAST (3,000 lb – 4,000 lb)					
187 (4750)	82 (2080)	236 (5980)	210 (5325)	33 (850)	59 (1505)
192 (4900)	84 (2230)	238 (6030)	212 (5375)	35 (900)	61 (1555)
198 (5050)	88 (2230)	248 (6280)	221 (5625)	39 (1000)	65 (1655)
222 (5650)	98 (2480)	271 (6880)	245 (6225)	49 (1250)	75 (1905)
228 (5800)	100 (2530)	277 (7030)	251 (6375)	51 (1300)	77 (1955)
4-STAGE FULL FREE-LIFT (FFL) MAST					
241 (6121) *	84 (2121)	289 (7340)	264 (6708)	37 (935)	60 (1524)
259 (6578) *	90 (2273)	306 (7772)	282 (7165)	43 (1087)	65 (1651)
283 (7188) †	99 (2502)	331 (8407)	306 (7775)	52 (1316)	74 (1880)

* Available on 3,000/3,500/4,000 lb trucks with 18.3" or 20.8" battery compartment only

† Available on 3,500/4,000 lb trucks with 20.8" battery compartment only

E30-40HSD3 BATTERY & COMPARTMENT SPECIFICATIONS												
Truck model	Compartment dimensions			Battery dimensions - max			Volts	No. of cells	Plates per cell	Max capacity	Weight	
	Width	Length	Height	X	Y	Z					6 hr rate	Min
	in (mm)			in (mm)						amp hr (kwh)	lb (kg)	
E30HSD3 Standard 13.8" compartment	38.6 (980)	13.8 (351)	31.1 (790)	38.5 (978)	13.4 (340)	31 (787)	36	18	11	775 (27.1)	1700 (771)	2000 (907)
E30HSD3 Standard 16.0" compartment	38.6 (980)	16.0 (407)	31.1 (790)	38.5 (978)	15.6 (397)	31 (787)	36	18	13	930 (32.5)	1980 (898)	2300 (1043)
E30HSD3 Standard 18.3" compartment	38.6 (980)	18.3 (465)	31.1 (790)	38.5 (978)	17.9 (455)	31 (787)	36	18	15	1085 (37.9)	2300 (1043)	2700 (1225)
E35HSD3 Standard 18.3" compartment	38.6 (980)	18.3 (465)	31.1 (790)	38.5 (978)	17.9 (455)	31 (787)	36	18	15	1085 (37.9)	2300 (1043)	2700 (1225)
E35HSD3 Optional 20.8" compartment	38.6 (980)	20.8 (528)	31.1 (790)	38.5 (978)	20.4 (518)	31 (787)	36	18	17	1240 (43.3)	2500 (1152)	3050 (1383)
E40HSD3 standard 20.8" compartment	38.6 (980)	20.8 (528)	31.1 (790)	38.5 (978)	20.4 (518)	31 (787)	36	18	17	1240 (43.3)	2695 (1222)	3050 (1383)
E40HSD3 *optional 18.3" Compartment	38.6 (980)	18.3 (465)	31.1 (790)	38.5 (978)	17.9 (455)	31 (787)	36	18	15	1085 (37.9)	2300 (1043)	2700 (1225)

Battery compartment length is measured from front to rear.

Battery compartment width is measured across the truck.

Battery connector: 350 amp/36 volt.

Battery lead: Length 20" (508 mm) "B" position.

* 20.8" battery compartment with a 3.0" spacer to accommodate an 18" battery.

FEATURES AND OPTIONS

PERFORMANCE	STD	OPT
36-volt battery (includes 350 amp gray battery connector)	X	
Hyster® i3 Technology™ control system	X	
AC transistor controlled hydraulics	X	
Return to set tilt	X	
DRIVE	STD	OPT
Drive tires - 18" x 7" x 12.1" - smooth rubber black (67 durometer) (E30-35HSD3)	X	
Drive tires - 18" x 7" x 12.1" - polyurethane (92 durometer)	X	
Steer tires - 10" x 5" x 6.5" - polyurethane - smooth (92 durometer)	X	
Various drive & steer tire types		X
LIFT	STD	OPT
Rugged VISTA™ mast design	X	
38.5" (977 mm) wide - class II - hook type carriage	X	
Tilt (5° fwd, 5° back)	X	
48" high load backrest extension	X	
3 function (1 auxiliary) hydraulic control valve	X	
Tilt (10° fwd, 5° back)		X
Integral sideshift		X
Integral sideshifting fork positioner		X
Reduced speed tilt		X
Tilt interlock		X
Hydraulic attachment extension tubes with and without quick disconnect fittings		X
Various 4-stage mast heights (quad mast)		X
Truckers style mast (2-stage FFL)		X
Various load backrest heights (SPED)		X
HANDLING	STD	OPT
Forks: 1.5" x 4.0" (38 mm x 102 mm) 42"(1067 mm) class II, hook type - standard taper	X	
Fully proportional lift/lower control	X	
Multifunction control handle with simultaneous hydraulic functions	X	
Various fork lengths		X
ERGONOMICS	STD	OPT
Hyster® Operator sensing system	X	
Hyster Intelligent Ride Floor System (full suspension floor)	X	
Low profile anti-fatigue floormat	X	
Low step height	X	
Fully padded operator compartment	X	
Operator overhead fan		X
Dual headlights (LED or halogen/mast mounted or overhead guard mounted)		X
Rear LED worklight (LED or halogen)		X
Operator LED desktop light		X
Adjustable armrest (SPED)		X


OPERATION	STD	OPT
Standard construction	X	
UL Classification E	X	
Sidestance operator controls	X	
Key switch start	X	
Automotive steering	X	
Static strap	X	
Electronic horn	X	
Sealed battery rollers	X	
88" drive in rack overhead guard (flat plate)	X	
Power disconnect button	X	
Multifunction display	X	
Keyless start		X
Battery gate interlock		X
Cooler/freezer construction (0°F to 120°F) with rubber floormat		X
SubZero freezer construction (operating temperatures -40°F to 120°F) with rubber floormat		X
Audible back-up and motion alarms		X
Visible amber strobe light - continuous activated		X
Fire extinguisher		X
RF terminal bracket		X
RF handheld scanner holder		X
12-volt DC/DC converter - 25 amps/300 watts		X
Less OHG ¹		X
Rear operator compartment door (SPED) ²		X
OSS externally-mounted egress sensor (SPED)		X
Storage utility tray (SPED)		X
Red line zone lights – left/right side - continuous operation (SPED)		X
Blue LED spotlight, rear mounted and reverse activated (SPED)		X
Hyster Tracker™		X
Hyster Reaction™		X
ENERGY SYSTEM		
Lead acid	X	
Hyster Power Collect™		X
SUPPLEMENTAL		
12 month/unlimited hours full truck warranty	X	
36 month/6,000 hour powertrain warranty	X	
Lifetime frame warranty	X	
Operating manual	X	
Parts manuals		X

¹ Requires dealer/customer verification confirming that the application meets ANSI/ITSDF B56.1 Section 4.5.1.4. A truck without an overhead guard cannot be used where there is risk of stacked loads falling on the driver. Contact Applications Engineering for additional details.
NOTE: Special chassis mounted headlights, work light and strobe light options are available for trucks that are not fitted with an overhead guard.

² Doors are intended to protect the operator from objects that may enter the operator's compartment but they may also slow the operator's egress in emergency situations. A review of the forklift's intended environment should be conducted before selecting a door as optional equipment.



Hyster Company
P.O. Box 7006, Greenville, North Carolina 27835-7006

© Hyster Company. 2023, all rights reserved. Hyster and  are trademarks of Hyster-Yale Group, Inc. Hyster products are subject to change without notice. Trucks may be shown with optional equipment.

CERTIFICATION: Hyster lift trucks meet the design and construction requirements of B56.1-1969, per OSHA Section 1910.178(a)(2), and also comply with the B56.1 revision in effect at time of manufacture. Certification of compliance with the applicable ANSI standards appears on the lift truck. Performance specifications/ratings are for truck equipped as described under standard equipment in this technical guide. Performance specifications are affected by the condition of the vehicle and how it is equipped, as well as by the nature and condition of the operating area. Specifications are subject to change and the proposed application should be discussed with your authorized Hyster Company dealer.