



WWW.HYSTER.COM

SIT-DOWN COUNTERBALANCED FORKLIFT PRODUCT BROCHURE

H40-70UT



MEETS THE NEED MAKES THE MOVE

For our customers who take a no-nonsense, uncomplicated approach to business, Hyster has developed the UT series of lift trucks, providing an ideal solution to meet your needs, without compromising performance.

The UT Series gives you affordable forklifts that deliver reliable and cost-effective materials handling solutions for applications across many industries. A broad choice of features and options help you to configure each truck to the needs of your specific application.

1 ROBUST OVERHEAD GUARD

2 FULL SUSPENSION SEAT

3 LOW STEP HEIGHT

4 WIDE VIEW MAST

5 SMALL STEERING WHEEL

6 DURABLE ENGINE



ENGINEERED FOR COMFORT

- Familiar automotive-style layout
- Full suspension seat option
- 3.5" LCD display
- Ample foot room on floor plate
- Vibration-reducing dual suspension drivetrain system
- Low-effort hand parking brake lever
- Small diameter steering wheel with adjustable steering column
- Low step height provides easy access to the truck
- Wide view mast
- High strength overhead guard
- Low center of gravity
- Operator presence system



The thin, profiled steel overhead guard helps minimize blind spots, enabling safe and efficient operation.



The outside width of the wide view mast is 28.3", providing the operator with a significant front field of view. This minimizes blind spots, helping to increase operator comfort as well as productive and efficient operation.



The Hyster Display with 3.5" LCD provides convenient viewing of critical data when driving and operating.



Spacious foot room and convenient control pedals help reduce operator fatigue and increase operator comfort.



The small, 11.8" diameter steering wheel is easy to manipulate and very responsive. The adjustable steer column affords 8 degrees of adjustment to suit a variety of operators

LOW COST OF OWNERSHIP

Due to the simplicity of the components and specifications, servicing can be carried out quickly and easily. The engine cover, instrument panel, display and most other components are exchangeable with other capacities in the same range. Front fenders are adaptable to single or dual wheel configuration

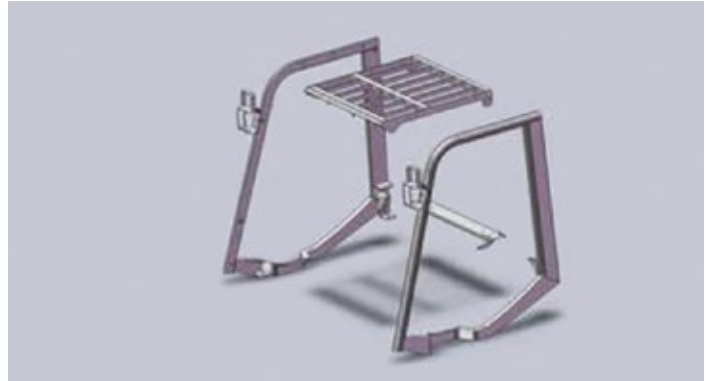
- Large access area for service and repairs
- Simple components
- Computer-based diagnostics not required
- Triplex plate overhead guard

DURABLE COMPONENTS

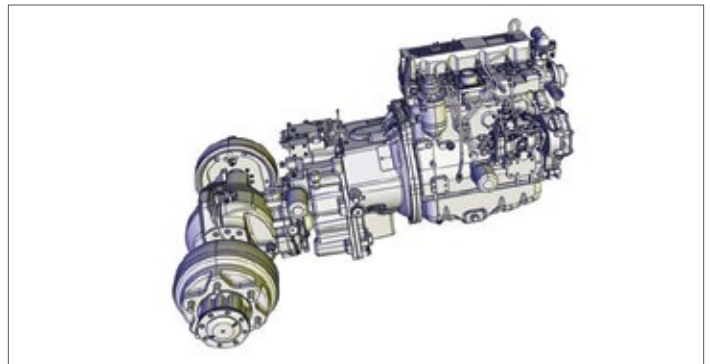
The use of high quality, robust components, efficient filtration and excellent cooling helps contribute to reliable operations and minimizes wear and tear. This, together with the fast availability of cost-effective replacement parts, helps to reduce service and maintenance requirements and costs.

ENVIRONMENTAL PROTECTION

- Noise isolation material
- Meets EPA emissions regulation requirements



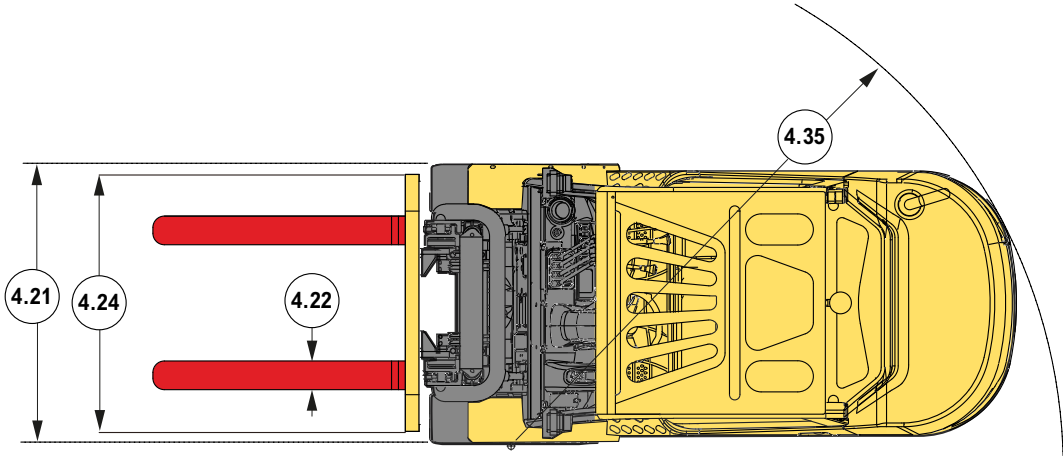
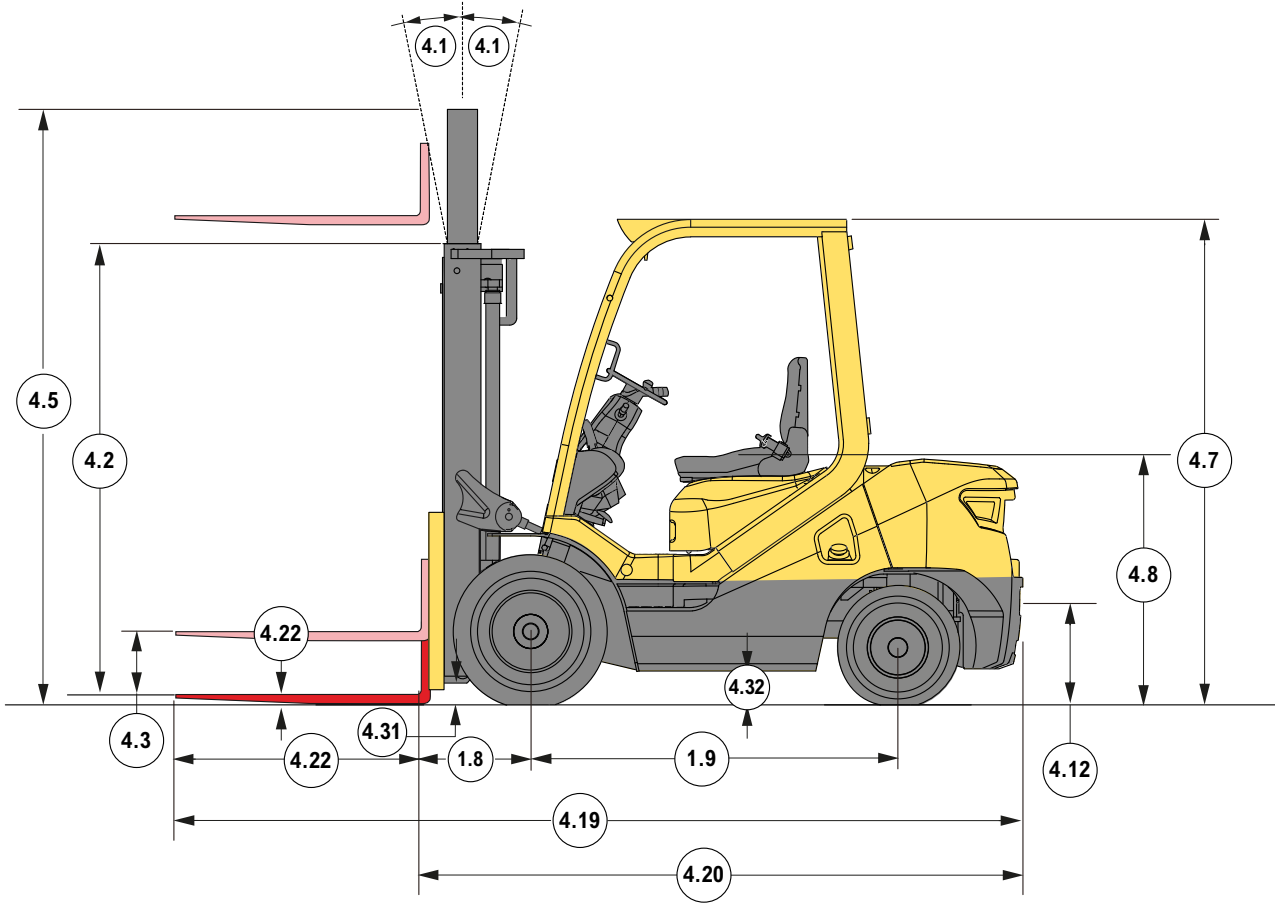
The triplex plate overhead guard is developed using three pieces: left side, right side and top canopy making replacement, when appropriate and authorized, more convenient



The specialized dual-suspension system features a full floating safeguard/cabin system and an engine vibration damper to decrease vibration and noise. The Suspended transmission replaces traditional rigid connections.



TRUCK DIMENSIONS



SPECIFICATIONS

			HYSTER	HYSTER	HYSTER	HYSTER	
GENERAL	1.1	Manufacturer	HYSTER	HYSTER	HYSTER	HYSTER	
	1.2	Manufacturer's type designation	H40UT	H50UT	H60UT	H70UT	
		Engine / transmission	PSI 2.4L	PSI 2.4L	PSI 2.4L	PSI 2.4L	
	1.3	Drive	LPG / DUAL FUEL	LPG / DUAL FUEL	LPG / DUAL FUEL	LPG / DUAL FUEL	
	1.4	Operator type	Seated	Seated	Seated	Seated	
	1.5	Rated capacity/rated load	lb (kg)	4000	5000	6000	7000
	1.6	Load center distance	in (mm)	24 (600)	24 (600)	24 (600)	24 (600)
	1.8	Load distance, center of drive axle to fork	in (mm)	18.7 (475)	18.7 (475)	19.3 (490)	20.1 (510)
	1.9	Wheelbase	in (mm)	63 (1600)	63 (1600)	66.9 (1700)	66.9 (1700)
WEIGHTS	2.1	Service weight	lb (kg)	7458 (3390)	8030 (3650)	9460 (4300)	10362 (4710)
	2.2	Axle loading, RL front / rear	lb (kg)	10472/1386 (4760/630)	11880/1430 (5400/650)	14278/1782 (6490 / 810)	15950/2112 (7250/960)
	2.3	Axle loading, NL front / rear	lb (kg)	3388/4070 (1540/1850)	3300/4730 (1500/2150)	3762/5698 (1710 / 2590)	3718/6644 (1690/3020)
TIRES/CHASSIS	3.1	Tire type		Pneumatic	Pneumatic	Pneumatic	Pneumatic
	3.2	Tire size, front		7.00-12-12	7.00-12-12	28x9-15-14PR	28x9-15-14PR
	3.3	Tire size, rear		6.00-9-10	6.00-9-10	6.500-10N-14PR	6.500-10-10PR
	3.5	Wheels, number front/rear (X = driven wheels)		2X/2	2X/2	2X/2	2X/2
	3.6	Tread, front	in (mm)	38.2 (970)	38.2 (970)	39.4 (1000)	39.4 (1000)
	3.7	Tread, rear	in (mm)	38.6 (980)	38.6 (980)	38.2 (970)	38.2 (970)
	4.1	Tilt of mast / fork carriage forward / backward	degrees	6/6 (6/12)	6/6 (6/12)	6/6 (6/12)	6/6 (6/12)
DIMENSIONS	4.2	Height, mast lowered	in (mm)	79.1 (2010)	79.1 (2010)	81.7 (2075)	84.6 (2150)
	4.3	Free lift	in (mm)	6.3 (160)	6.3 (160)	6.5 (165)	6.5 (165)
	4.4	Lift	in (mm)	118.1 (3000)	118.1 (3000)	118.1 (3000)	118.1 (3000)
	4.5	Height of mast, extended without LBR	in (mm)	140.7 (3575)	140.7 (3575)	143.3 (3640)	145.7 (3700)
	4.5	Height of mast, extended with LBR	in (mm)	158.5 (4025)	158.5 (4025)	163 (4140)	163 (4140)
	4.7	Height of overhead guard	in (mm)	85.8 (2180)	85.8 (2180)	86.8 (2205)	86.8 (2205)
	4.8	Seat height / stand height	in (mm)	45.9 (1167)	45.9 (1167)	46.9 (1192)	46.9 (1192)
	4.12	Coupling height	in (mm)	9.8 (250)	9.8 (250)	18.9 (480)	18.9 (480)
	4.19	Overall length	in (mm)	142.9 (3630)	145.3 (3690)	149.8 (3804)	153.3 (3894)
	4.20	Length to face of forks	in (mm)	100.8 (2560)	103.1 (2620)	107.6 (2734)	111.2 (2824)
	4.21	Overall width (Standard / Dual)	in (mm)	45.3 / 62.5 (1150 / 1590)	45.3 / 62.5 (1150 / 1590)	47.6 / 64.9 (1210 / 1650)	47.6 / 64.9 (1210 / 1650)
	4.22	Fork dimensions	in (mm)	1.6 x 4.8 x 42.1 (40 x 122 x 1070)	1.6 x 4.8 x 42.1 (40 x 122 x 1070)	1.8 x 4.8 x 42.1 (45 x 122 x 1070)	1.8 x 4.8 x 42.1 (45 x 122 x 1070)
	4.23	Fork carriage to DIN 15173. Class, A/B		A	A	A	A
	4.24	Fork carriage width	in (mm)	40.9 (1040)	40.9 (1040)	43.3 (1100)	43.3 (1100)
	4.31	Ground clearance, loaded, below mast	in (mm)	4.9 (125)	4.9 (125)	5.1 (130)	5.1 (130)
	4.32	Ground clearance, center of wheelbase	in (mm)	5.9 (150)	5.9 (150)	5.7 (145)	5.7 (145)
	4.34.1	Aisle width with pallets 40" long x 48" wide	in (mm)	156.1 (3966)	158.5 (4026)	162.4 (4126)	165.7 (4210)
	4.34.2	Aisle width with pallets 32" wide x 48" long	in (mm)	148.3 (3766)	150.6 (3826)	154.6 (3926)	157.9 (4010)
	4.35	Turning radius	in (mm)	90.2 (2290)	92.5 (2350)	95.7 (2430)	98.4 (2500)
	4.36	Internal turning radius	in (mm)	5.4 (136)	5.4 (136)	8 (203)	8 (203)
4.42	Step height (from ground to running board)	in (mm)	16.9 (430)	16.9 (430)	17.9 (455)	17.9 (455)	
PERFORMANCE DATA	5.1	Travel speed, RL* / NL*	mph (km/h)	11.2/11.1 (18/18)	11.2/11.1 (18/18)	11.2/11.8 (18/19)	11.2/11.8 (18/19)
	5.2	Lift speed, RL / NL	m/s	97/103 (0.49/0.52)	97/103 (0.49/0.52)	79/85 (0.40/0.43)	65/71 (0.33/0.36)
	5.3	Lowering speed, RL/NL	m/s	85/79 (0.43/0.40)	85/79 (0.43/0.40)	79/75 (0.40/0.38)	79/75 (0.40/0.38)
	5.5	Drawbar pull, RL/NL @ 1 mph (1.6 km/h)	N	2896/2896 (12880/12880)	2878/2878 (12800/12800)	3310/3310 (14720/14720)	2863 / 2176 (12732/9676)
	5.5	Drawbar pull, RL/NL @ 3 mph (4.8 km/h)	N	2172/2159 (9660/9600)	2243/2243 (9975/9975)	2586/2586 (11500/11500)	1553/2000 (6906/8892)
	5.6	Max. drawbar pull, RL/NL	N	3502/3502 (15575/15575)	3502/3502 (15575/15575)	3930/3930 (17480/17480)	3750/2219 (16679/9870)
	5.7	Gradeability, RL/NL @ 3 mph (4.8 km/h)	%	23/23	20/20	19/19	18.7/22.3
	5.8	Max. gradeability, RL/NL @ 1 mph (1.6 km/h)	%	17/23	14/20	13/19	10/19.5
	5.10	Service brake		Hydraulic	Hydraulic	Hydraulic	Hydraulic
	7.1	Engine manufacturer/type		PSI 2.4L	PSI 2.4L	PSI 2.4L	PSI 2.4L
ENGINE	7.2	Engine power according to ISO 1585	kW	63 (47)	63 (47)	63 (47)	63 (47)
	7.3	Rated speed	min-1	2250	2250	2300	2300
	7.4	Number of cylinders/displacements	(-)/cm3	4/2351	4/2351	4/2351	4/2351
	8.1	Type of drive unit		Automatic	Automatic	Automatic	Automatic
ADDITIONAL DATA	10.1	Operating pressure for attachments	bar	2539 (17.5)	2539 (17.5)	2539 (17.5)	2539 (17.5)
	10.2	Oil volume for attachments	l/min	8 (30)	8 (30)	8 (30)	8 (30)
	10.7	Average noise level at operator's ear (no cab)	dB(A)	84	84	84	84
	10.8	Towing coupling, type DIN		PIN	PIN	PIN	PIN

CERTIFICATION: Hyster lift trucks meet the design and construction requirements of B56.1-1969, per OSHA Section 1910.178(a)(2), and also comply with the B56.1 revision in effect at time of manufacture. Certification of compliance with the applicable ANSI standards appears on the lift truck. Performance specifications are for a truck equipped as described under Standard Equipment on this Technical Guide. Performance specifications are affected by the condition of the vehicle and how it is equipped, as well as by the nature, condition of the operating area, proper service and maintenance of the vehicle. If these specifications are critical, the proposed application should be discussed with your dealer.

*RL=rated load, NL=no load

MAST INFORMATION

H40UT

	Maximum fork height	Mast tilt		Lowered height	Overall extended height w/o LBR	Overall extended height with LBR	Free lift height
		FWD tilt	Back tilt				
	in (mm)	degrees	degrees	in (mm)	in (mm)	in (mm)	in (mm)
2-stage limited free lift	118 (3000)	6	12	79 (2010)	140 (3575)	157 (3990)	6 (160)
	129 (3300)	6	12	85 (2160)	152 (3875)	168 (4290)	6 (160)
	145 (3700)	6	6	92 (2360)	168 (4275)	184 (4690)	6 (160)
3-stage full free lift	177 (4500)	6	6	81 (2060)	197 (5017)	216 (5490)	56 (1440)
	188 (4800)	6	6	85 (2160)	209 (5317)	227 (5790)	60 (1540)
	216 (5500)	3	6	95 (2425)	236 (6017)	255 (6490)	70 (1800)

Note: For mast capacity information, consult the Hyster Application Engineering Team regarding ratings.

H50UT

	Maximum fork height	Mast tilt		Lowered height	Extended height extended w/o LBR	Extended height extended with LBR	Free lift height
		FWD tilt	Back tilt				
	in (mm)	degrees	degrees	in (mm)	in (mm)	in (mm)	in (mm)
2-stage limited free lift	118 (3000)	6	12	79 (2010)	140 (3575)	157 (3990)	6 (160)
	129 (3300)	6	12	85 (2160)	152 (3875)	168 (4290)	6 (160)
	145 (3700)	6	6	92 (2360)	168 (4275)	184 (4690)	6 (160)
3-stage full free lift	177 (4500)	6	6	81 (2060)	197 (5017)	216 (5490)	56 (1440)
	188 (4800)	6	6	85 (2160)	209 (5317)	227 (5790)	60 (1540)
	216 (5500)	3	6	95 (2425)	236 (6017)	255 (6490)	70 (1800)

Note: For mast capacity information, consult the Hyster Application Engineering Team regarding ratings.

H60UT

	Maximum fork height	Mast tilt		Lowered height	Extended height extended w/o LBR	Extended height extended with LBR	Free lift height
		FWD tilt	Back tilt				
	in (mm)	degrees	degrees	in (mm)	in (mm)	in (mm)	in (mm)
2-stage limited free lift	118 (3000)	6	12	81 (2075)	143 (3640)	161 (4100)	6 (165)
	129 (3300)	6	12	87 (2225)	155 (3940)	173 (4400)	6 (165)
	145 (3700)	6	6	95 (2425)	170 (4340)	188 (4800)	6 (165)
3-stage full free lift	177 (4500)	6	6	83 (2125)	200 (5100)	220 (5600)	60 (1525)
	188 (4800)	6	6	87 (2225)	212 (5400)	232 (5900)	63 (1625)
	216 (5500)	3	6	98 (2490)	240 (6100)	259 (6600)	74 (1880)

Note: For mast capacity information, consult the Hyster Application Engineering Team regarding ratings.

H70UT

	Maximum fork height	Mast tilt		Lowered height	Extended height extended w/o LBR	Extended height extended with LBR	Free lift height
		FWD tilt	Back tilt				
	in (mm)	degrees	degrees	in (mm)	in (mm)	in (mm)	in (mm)
2-stage limited free lift	118 (3000)	6	12	84 (2150)	145 (3700)	161 (4100)	6 (165)
	129 (3300)	6	12	90 (2300)	157 (4000)	173 (4400)	6 (165)
	145 (3700)	6	6	98 (2500)	173 (4400)	188 (4800)	6 (165)
3-stage full free lift	177 (4500)	6	6	86 (2200)	202 (5140)	220 (5600)	60 (1525)
	188 (4800)	6	6	90 (2300)	214 (5440)	232 (5900)	63 (1625)
	216 (5500)	3	6	100 (2565)	241 (6140)	259 (6600)	74 (1880)

Note: For mast capacity information, consult the Hyster Application Engineering Team regarding ratings.


FEATURES AND OPTIONS

PERFORMANCE	STD	OPT
PSI 2.4L EPA-certified LPG engine	x	
PSI 2.4L EPA-certified dual fuel engine		x
High air intake	x	
High air intake with pre-cleaner		x
DRIVE	STD	OPT
1-speed powershift transaxle driveline	x	
Pneumatic tires	x	
Pneumatic-shaped solid tires		x
Pneumatic-shaped solid non-marking tires		x
LIFT	STD	OPT
2-stage limited free lift mast	x	
3-stage full free lift mast		x
41" hook type carriage	x	
41" hook type integral sideshift carriage		x
41" hook type sideshift carriage with fork positioner		x
6° forward/12° back mast tilt range	x	
6° forward/6° back mast tilt range		x
3-function (1 AUX) hydraulic controls with mechanical Levers	x	
4-function (2 AUX) hydraulic controls with mechanical levers		x
Tilt cylinder boots		x

ERGONOMICS	STD	OPT
Easy-access operator controls	x	
Small diameter steering wheel with spinner knob	x	
Adjustable tilt steering column	x	
Spacious foot room and convenient control pedals	x	
Low step height	x	
Non-suspension vinyl seat	x	
Full-suspension vinyl seat		x
Rear drive handle with horn button		x
OPERATION	STD	OPT
Intuitive mechanical lever hydraulic controls	x	
Operator presence system	x	
Hydraulic lockout feature when operator is not seated in the truck	x	
Manual park brake lever	x	
SUPPLEMENTAL	STD	OPT
LED work lights		x
Brake/tail/backup light package		x
Amber strobe light		x
Audible backup alarm		x
Rain cover for overhead guard		x
Dual side view mirrors		x



Hyster Company
P.O. Box 7006, Greenville, North Carolina 27835-7006

© Hyster Company. 2022, all rights reserved. Hyster and  are trademarks of Hyster-Yale Group, Inc.
Hyster products are subject to change without notice. Trucks may be shown with optional equipment.