

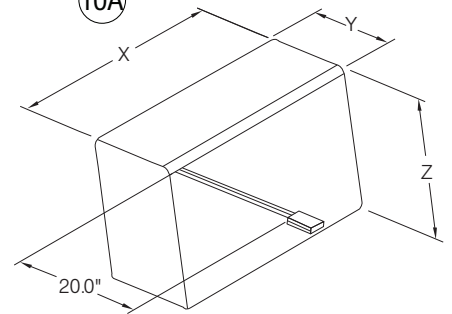
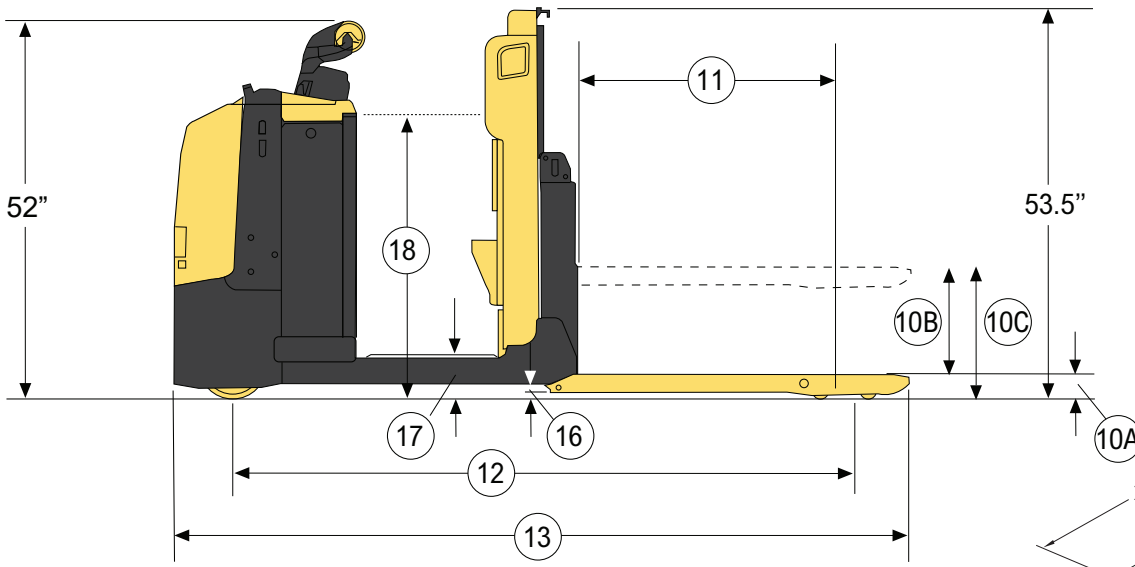
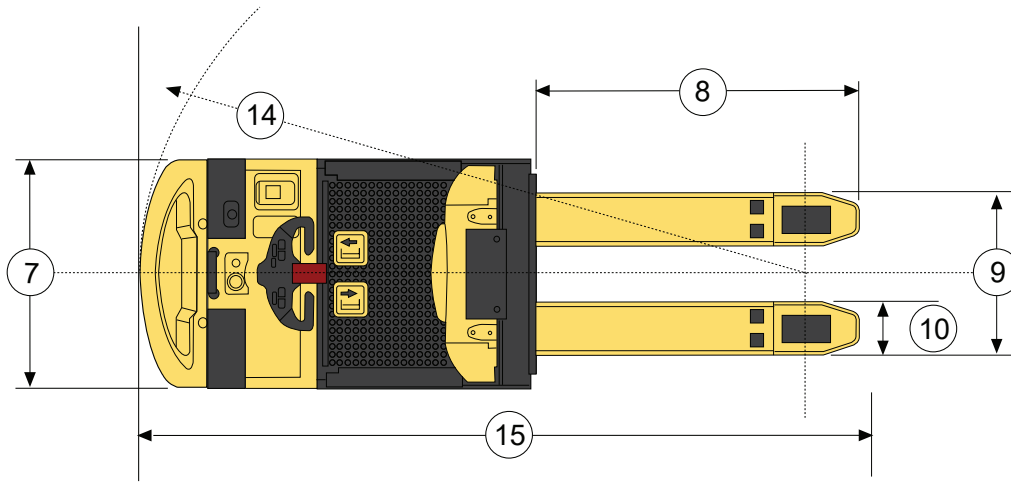
L055-80 SERIES



LOW LEVEL ORDER PICKER PRODUCT TECHNICAL GUIDE



L055-80 DIMENSIONS



L055-80 BATTERY AND COMPARTMENT SPECIFICATIONS

| Battery type | Battery compartment dimensions | | | Battery dimensions | | | Number of cells | Cell size | Plates per cell | Capacity 6 |
|--------------|--------------------------------|-----------------|-----------------|--------------------|---------------|---------------|-----------------|-----------|-----------------|------------|
| | Width | Length | Height | "X" | "Y" | "Z" | | | | hour rate |
| | | | | in (mm) | | | | | | in (mm) |
| Industrial | 31.2 (792.0) | 14.1 (357.0) | 32.0 (814.0) | 26.1 (663) | 12.8 (325) | 23.3 (592) | 12 | 85 | 11 | 425 (9.9) |
| | | | | 30.9 (785) | 13.0 (330) | 23.3 (592) | 12 | 85 | 13 | 510 (11.9) |
| | | | | 30.9 (785) | 13.0 (330) | 30.8 (782) | 12 | 125 | 13 | 750 (17.5) |

Battery connector: 175 Amp. red

Battery lead: length 20" (508 mm), position "B", 1/0 AWG

LO55-80 SPECIFICATIONS

| GENERAL | 1 | Manufacturer | HYSTER | | | | | | | | | |
|----------------|-------------|----------------------------------|---------------------------------|--|---|-------------------|-------------------------------------|-------------------------|-------------------------------------|-------------------------|-------------------------|-------------------------|
| | 2 | Model designation | LO55 | | LO60 | | LO80 | | | | | |
| | 3 | Power | Battery | | | | | | | | | |
| | 4 | Voltage | 34 | | 24 | | 24 | | | | | |
| | 5 | Operation | Orderpicker | | | | | | | | | |
| DIMENSIONS | 6 | Rated capacity | lb (kg) | 5500 (2500) | | 6000 (2722) | | 8000 (3629) | | | | |
| | 7 | Overall width | in (mm) | 31.3 (796) | | 31.3 (796) | | 31.3 (796) | | | | |
| | 8 | Fork length | in (mm) | 46.5 (1181) | 94.9 (2411) | 36 (915) | 48 (1219) | 60 (1524) | 48 (1219) | 96 (2348) | 144 (3658) | |
| | 9 | Fork overall width | in (mm) | 26.4 (670) | | 26.4 (670) | | 26.4 (670) | | | | |
| | 10 | Fork width - individual fork | in (mm) | 7.2 (184) | | 9 (229) | | 9 (229) | | | | |
| | 10a | Fork lowered height | in (mm) | 3.35 (85) | | 3.35 (80) | | 3.15 (80) | | | | |
| | 10b | Fork max lift height | in (mm) | 4.72 (120) | | 4.72 (120) | | 4.72 (120) | | | | |
| | 10c | Fork overall length | in (mm) | 8 (205) | | 8 (205) | | 7.88 (200) | | | | |
| | 11 | Load wheel drop - lowered | in (mm) | 39 (990) | 59.8 (1518) | 27.4 (696) | 39.4 (1000) | 51.4 (1306) | 39.4 (1001) | 60.4 (1534) | 87.5 (2221) | |
| | 12 | Wheelbase | in (mm) | 79.3 (2015) | 100.1 (2543) | 74.4 (1899) | 86.8 (2204) | 98.8 (2509) | 92.5 (2349) | 113.5 (2882) | 161.5 (4101) | |
| | 13 | Overall length | in (mm) | 101.9 (990) | 150.4 (3819) | 91.5 (2322) | 103.5 (2627) | 94.25 (2932) | 109 (277) | 157 (3991) | 205 (5211) | |
| | 14 | Outside turning radius | in (mm) | 87.4 (990) | 108.1 (1747) | 83 (2104) | 95 (2409) | 107 (2714) | 101 (2554) | 122 (3087) | 170 (4306) | |
| | 15 | Equal aisle | 90 Intersecting aisle | in (mm) | 111.3 (990) | 111.3 (2827) | 99.3 (2522) | 111.3 (2827) | 123.3 (3132) | 117 (2972) | 165 (4191) | 213 (5411) |
| | 16 | Ground clearance | Center of wheelbase | in (mm) | 1 (25) | | 84 (2134) | 92 (2348) | 101 (2563) | 96 (2450) | 111 (2825) | 145 (3684) |
| | 17 | Step height | | in (mm) | 6 (152) | | 1 (25) | | 1 (25) | | | |
| | 18 | Platform elevated height | | in (mm) | 38.6 (980) | | 6 (152) | | 6 (152) | | | |
| | 19 | Battery compartment | Height/standard battery rollers | in (mm) | 31.2 x 14.1 x 32 (792 x 357 x 814) | | 38.6 (980) | | 38.6 (980) | | | |
| | 20 | Floor to top of battery rollers | Side extraction | in (mm) | 5.6 (141) | | 31.2 x 14.1 x 32 (792 x 357 x 814) | | 31.2 x 14.1 x 32 (792 x 357 x 814) | | | |
| | PERFORMANCE | 21 | Travel speed - NL/RL | mph (km/h) | 8/5.3 (12.9/8.5) | | 8/5.3 (12.9/8.5) | | 5.6 (141) | | | |
| | | 22 | Lift speed - NL/RL | Forks | ft/min (m/sec) | 8/5 (0.039/0.023) | | 6.5/5.3 (10.5/8.5) | | 6.5/5.3 (10.5/8.5) | | |
| 23 | | Lower speed - NL/RL | Cab | ft/min (m/sec) | 37/37 (0.189 x 0.189) | | 8/5 (0.039/0.023) | | 8/5 (0.039/0.023) | | | |
| | | | Forks | ft/min (m/sec) | 4/7 (0.018/0.038) | | 37/37 (0.189 x 0.189) | | 37/37 (0.189 x 0.189) | | | |
| 24 | | Gradeability - NL/RL | 5 minute rating | % | 20/6 | | 32/32 (0.162/0.162) | | 32/32 (0.162/0.162) | | | |
| | | | 60 minute rating | % | 20/10 | | 6/16 | | 6/16 | | | |
| 26 | Brake | Service/parking | | Electromagnetic | | | | | | | | |
| WEIGHT | 27 | Truck weight - NL | Without battery | lb (kg) | 2888 (1310) | | 1950 (886) | 1995 (907) | 2030 (923) | 1995 (907) | 2100 (955) | 2250 (1023) |
| | 28 | Axle loading - drive - NL/RL | Static w/ max. wt. battery | lb (kg) | 2154/3180 (977/1442) | | 2213 (1006)/3401 (1546) | 2246 (1020)/3418 (1554) | 2273 (1033)/3430 (1560) | 2246 (1020)/4178 (1900) | 2325 (1057)/4218 (1917) | 2438 (1108)/4275 (1943) |
| | 29 | Axle loading - load wheel- NL/RL | Static with max. wt. battery | lb (kg) | 734/5221 (333/2368) | | 738 (335)/5549 (2522) | 749 (340)/5577 (2535) | 758 (344)/5600 (2545) | 749 (340)/6817 (3100) | 775 (352)/6882 (3128) | 813 (370)/6975 (3170) |
| | 30 | Battery weight | Min/max | lb (kg) | 1005 (456)/1111 (504) | | | | | | | |
| TIRES & WHEELS | 31 | Tire type - drive/steer | | Vulkollan/polyurethane | | | | | | | | |
| | 32 | Tire size - drive/steer | Std | in | 10 x 3.5/10 x 3.5 | | 10 x 3.5/10 x 3.5 (254 x 90/254/90) | | 10 x 3.5/10 x 3.5 (254 x 90/254/90) | | | |
| | 33 | Wheels - number - drive/steer | X=Driven | | 1x/4 | | | | | | | |
| ELECTRIC | 34 | Battery | Type | Lead acid Thin Plate Pure Lead* Lithium-ion* | | | | | | | | |
| | 35 | Traction motor | 60 minute rating | hp (kW) | 3.5 (2.6) | | | | | | | |
| | 36 | Pump motor | 15 minute rating | hp (kW) | 2.7 (2) | | | | | | | |
| | 37 | Traction motor | Type/control method | | AC/Mosfet | | | | | | | |
| | 38 | Pump motor | Type/control method | | AC/Mosfet | | | | | | | |
| | 39 | Number of speeds | Traction/pump | | Infinitely variable/Infinitely variable | | | | | | | |

* Optional with Hyster Power Collect™

Above specifications, unless otherwise listed, are for a standard truck without optional equipment.

NL=No Load, RL=Rated Load

CERTIFICATION: These Hyster® lift trucks meet the design and construction requirements of B56.1-1969, per OSHA Section 1910.178(a)(2), and also comply with the B56.1 revision in effect at time of manufacture. Performance specifications are for a truck equipped as described under standard equipment on this technical guide. Performance specifications are affected by the condition of the vehicle and how it is equipped, as well as by the nature, condition of the operating area, proper service and maintenance of the vehicle. If these specifications are critical, the proposed application should be discussed with your dealer.

LO55-80 FEATURES AND OPTIONS

| PERFORMANCE | STD | OPT |
|--|-----|-----|
| 8mph maximum travel speed (unladen) (LO55 and LO60) | x | |
| 6.5 mph maximum travel speed (unladen) (LO80) | x | |
| Foot-controlled rising platform | | x |
| Coasting function | | x |
| DRIVE | STD | OPT |
| Drive wheel - 10" x 3.5" NDIItthane | x | |
| 3.3" x 3.5" tandem polyurethane load wheels (LO55) | x | |
| 3.3" x 3.5" tandem polyurethane load wheels (LO60) | | x |
| 3.3" x 4.3" single polyurethane load wheels (LO60) | x | |
| 3" x 5.5" single polyurethane load wheels (LO80) | x | |
| 3" x 4.1" tandem polyurethane load wheels (LO80) | | x |
| 10" x 3.5" tophane drive wheel | | x |
| Drive wheel - 10" x 3.5" NDIItthane conductive | | x |
| LIFT | STD | OPT |
| 670mm carriage (26.37" OAW) | x | |
| Initial lift h3 = 120mm (4.75") | x | |
| Forks LO55 | | |
| - 48"L x 7"W x 26.37"OAW | x | |
| - 96"L x 7"W x 26.37" OAW | | x |
| Forks LO60 | | |
| - 36"L x 9"W x 26.37"OAW | | x |
| - 42"L x 9"W x 26.37"OAW | | x |
| - 48"L x 9"W x 26.37"OAW | x | |
| - 54"L x 9"W x 26.37"OAW | | x |
| - 60"L x 9"W x 26.37"OAW | | x |
| - 84"L x 9"W x 26.37"OAW | | x |
| - 93"L x 9"W x 26.37"OAW | | x |
| - 96"L x 9"W x 26.37"OAW | | x |
| - 144"L x 9"W x 26.37"OAW | | x |
| - 36"L x 10"W x 24"OAW | | x |
| - 42"L x 10"W x 24"OAW | | x |
| - 54"L x 10"W x 24"OAW | | x |
| - 60"L x 10"W x 24"OAW | | x |
| - 84"L x 10"W x 24"OAW | | x |
| - 96"L x 10"W x 24"OAW | | x |
| - 93"L x 10"W x 24"OAW | | x |
| - 144"L x 10"W x 24"OAW | | x |
| Forks LO80 | | |
| - 48"L x 9"W x 26.37"OAW | x | |
| - 69"L x 9"W x 26"OAW | | x |
| - 84"L x 9"W x 26.37"OAW | | x |
| - 93"L x 9"W x 26.37"OAW | | x |
| - 96"L x 9"W x 26.37"OAW | | x |
| - 144"L x 9"W x 26.37"OAW | | x |
| - 84"L x 10"W x 24"OAW | | x |
| - 96"L x 10"W x 24"OAW | | x |
| - 93"L x 10"W x 24"OAW | | x |
| - 144"L x 10"W x 24"OAW | | x |
| 610mm carriage (24" OAW) (LO60 and LO80) | | x |
| HANDLING | STD | OPT |
| Without load backrest | x | |
| Auto speed reduction on cornering | x | |
| Load backrest raise H=71" from floor | | x |
| ERGONOMICS | STD | OPT |
| Handle above operator backrest | x | |
| Scooter steer control | x | |
| Knee pad | | x |
| Scooter steer control on lifting platform | | x |
| Scooter control on lifting platform with platform control | | x |
| OPERATION | STD | OPT |
| 31.18"x14.05"x32.04" (792 x 357 x 814 mm) battery compartment (for 620 Ah DIN battery) | x | |

| OPERATION (CONTINUED) | STD | OPT |
|--|-----|-----|
| Battery removal without rollers - lift out | x | |
| Key switch start | x | |
| Standard display | x | |
| Fixed operator platform | x | |
| Without battery | x | |
| Without charger | x | |
| Side battery extraction - both sides | | x |
| Side battery extraction - left side | | x |
| Side battery extraction - right side | | x |
| Operator password start interlock | | x |
| Multifunctional display | | x |
| Clip board | | x |
| Convenience tray (load backrest mounted) | | x |
| Multipurpose bar above motor cover | | x |
| Stretch film roll holder | | x |
| Trash bin in operator back rest | | x |
| Raising operator platform h12 = 980 mm (38.6") | | x |
| Raising operator platform h12 = 980 mm (38.6") with side arms | | x |
| Low mounted bumper (rubber bumper) | | x |
| Mid mounted bumper (bull bar) | | x |
| Hyster Reaction™ | | x |
| Hyster Tracker™ wireless access HID Prox card reader | | x |
| Hyster Tracker™ wireless access iClass MiFare prox card reader | | x |
| Hyster Tracker™ wireless access ISO Prox card reader | | x |
| Hyster Tracker™ wireless monitoring - Cell | | x |
| Hyster Tracker™ wireless monitoring - Wifi | | x |
| Hyster Tracker™ wireless verification | | x |
| Audible alarm - reverse direction activated - self-adjusting 82-102 dB(A) | | x |
| DC to DC converter - primary - for factory installed options - 25 amps/300 watts @ 12-volts | | x |
| Less charger (wired plug included) | | x |
| Battery cable extension 59" (1500mm) | | x |
| Twin battery change station | | x |
| Regenerative braking | x | |
| AC traction motor | x | |
| Brushless DC steer motor | x | |
| Dual-technology MOSFET combi controller | x | |
| Impact-resistant motor compartment cover | x | |
| Sealed combi controller (IP65 rating) | x | |
| Hall-effect sensors and switches (no wear, no adjustment) | x | |
| CANbus communication system | x | |
| 1000 hours service intervals | x | |
| Electromagnetic braking | x | |
| Integrated system controls | x | |
| Stationary mounted traction motor | x | |
| Automotive-style sealed electrical connectors | x | |
| CONSTRUCTION | STD | OPT |
| Standard construction | x | |
| Cold storage construction (-22° F) | | x |
| ENERGY SYSTEM | STD | OPT |
| 24-volt electrical system | x | |
| Lead acid | x | |
| Hyster Power Collect™ | | x |
| SUPPLEMENTAL | STD | OPT |
| 12 months/unlimited hour manufacturer's warranty | | |
| 36 months/6,000 hour powertrain warranty | x | |
| 60 months/10,000 hour frame warranty | | |
| Multiple extended protection coverage plans (please refer to the full extended warranty statements for additional details) | | x |
| English literature pack and labels | x | |
| French literature pack and labels | | x |
| Spanish literature pack and labels | | x |



Hyster Company
P.O. Box 7006
Greenville, North Carolina
27835-7006

© Hyster Company. 2024, all rights reserved. Hyster and are trademarks of Hyster-Yale Group, Inc.

Hyster products are subject to change without notice.
Trucks may be shown with optional equipment.