



WWW.HYSTER.COM

SEATED ELECTRIC TOW TRACTOR
PRODUCT BROCHURE

TA 120UT



TA120UT OVERVIEW

The Hyster® seated electric tow tractor TA120UT combines ergonomic features and reliable performance with energy efficient technology. Low maintenance delivers increased productivity and reduced operational costs.

Productivity

- High-power drive motor
- Impressive pulling performance
- Seamless travel and maneuverability
- 3 operation modes available
- Ergonomic design
- Adjustable seat and steering column
- Rear multi-position tow coupling
- Maintenance free AC motor
- Multi-function LCD dash display
- Audible reverse alarm

Serviceability

- Easy access for fast and efficient servicing
- Simple, readily available components
- CANbus technology reduces wiring complexity
- Built-in diagnostics, accessible via the dash display
- Computer-based diagnostics not required

Safety & Structural Design

- Operator Presence System (OPS)
- Non-slip, uncluttered floor plate
- Drive axle design and low center of gravity helps to increase stability
- Emergency stop button
- Low noise level
- High quality, robust components

Optional Features

- Power steering
- Automatic electromagnetic parking brake
- Seatbelt reminder system
- Semi-closed cabin
- Non-marking tires
- Blue light and strobe light
- Keyless key switch (password)

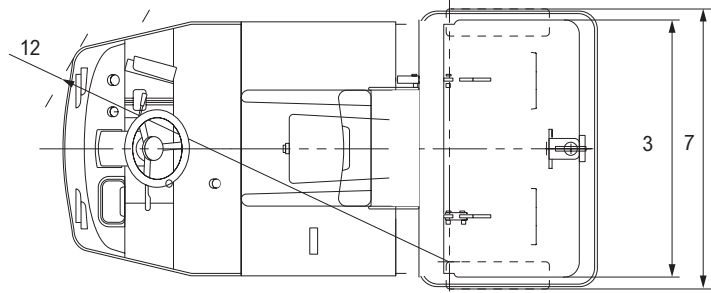
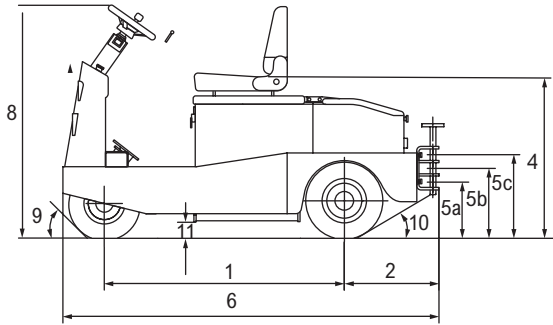


Ergonomic operator compartment



Easy service access via back cover


SPECIFICATIONS AND DIMENSIONS



MODEL	TA120UT	
Power type		48-volt
Operator type		Seated
Rated capacity	lb (kg)	13,227 (6,000)
Drawbar pull, 60 min rating	lbf (N)	337.2 (1,500)
Max drawbar pull, 5 min rating	lbf (N)	1,348.85 (6,000)
Wheelbase	[1] in (mm)	50.39 (1,280)
Rear load distance	[2] in (mm)	19.68 (500)
Service weight	lb (kg)	2,998.2 (1360)
Axle loading, unladen front/rear	lb (kg)	992 (450)/2,006.2 (910)
Front, tire size/type (no. of wheels)		15 x 4.5 - Solid (1)
Rear, tire size/type (no. of wheels)		4.00 - 8 Solid (2)
Wheel tread, front	in (mm)	n/a
Wheel tread, rear	[3] in (mm)	37.24 (946)
Seat height/STD	[4] in (mm)	35.83 (910)
Coupling height	[5a/5b/5c] in (mm)	11.61 (295)/14.56 (370)/17.32 (440)
Overall length	[6] in (mm)	78.54 (1,995)
Overall width	[7] in (mm)	43.3 (1,100)
Overall height (excluding cab)	[8] in (mm)	50.39 (1,280)
Approach angle	[9] degrees	≥45
Departure angle	[10] degrees	≥40
Min ground clearance	[11] in (mm)	3.54 (90)
Turning radius	[12] in (mm)	64.96 (1,650)
Travel speed, unladen	mph (km/h)	9 (14.5)
Travel speed, laden	mph (km/h)	4.97 (8)
Gradeability, laden/unladen	%	7 / 15
Service brake/parking brake		Hydraulic/manual
Drive control		AC
Drive motor rating *S2 60 min	hp (kW)	7.5 (5.6)
Steering motor rating *S2 5 min (option)	hp (kW)	0.8 (0.6)
Battery ampere hours	Ah	400
Battery weight	lb (kg)	1,499 (680)
Sound level at the drivers ear according to EN/DIN 12053	dB (A)	<68



Hyster Company
P.O. Box 7006, Greenville, North Carolina 27835-7006

© Hyster Company. 2023, all rights reserved. Hyster and  are trademarks of Hyster-Yale Group, Inc.
Hyster products are subject to change without notice. Trucks may be shown with optional equipment.