

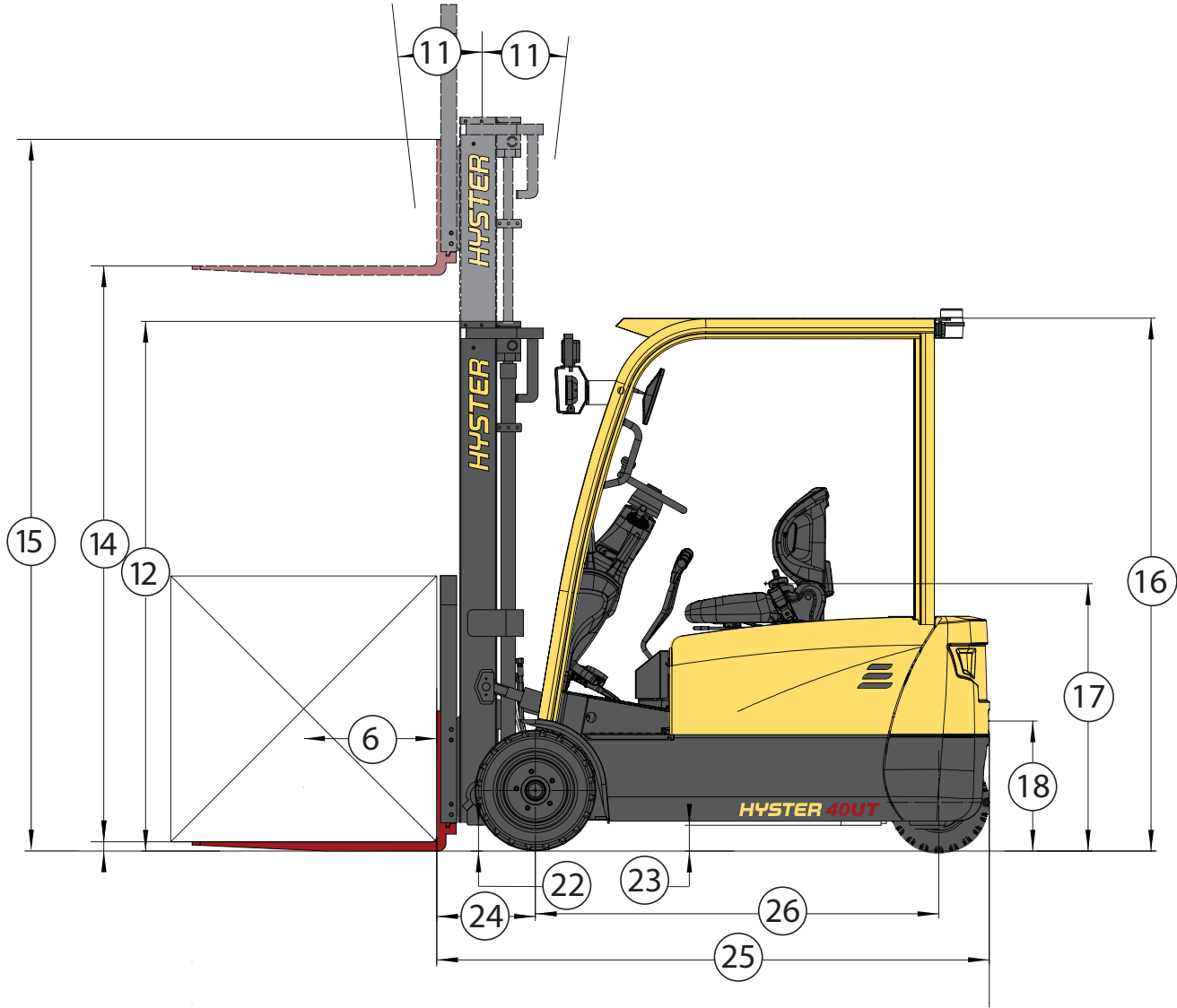
J32-40UTT J32-40UTTTL

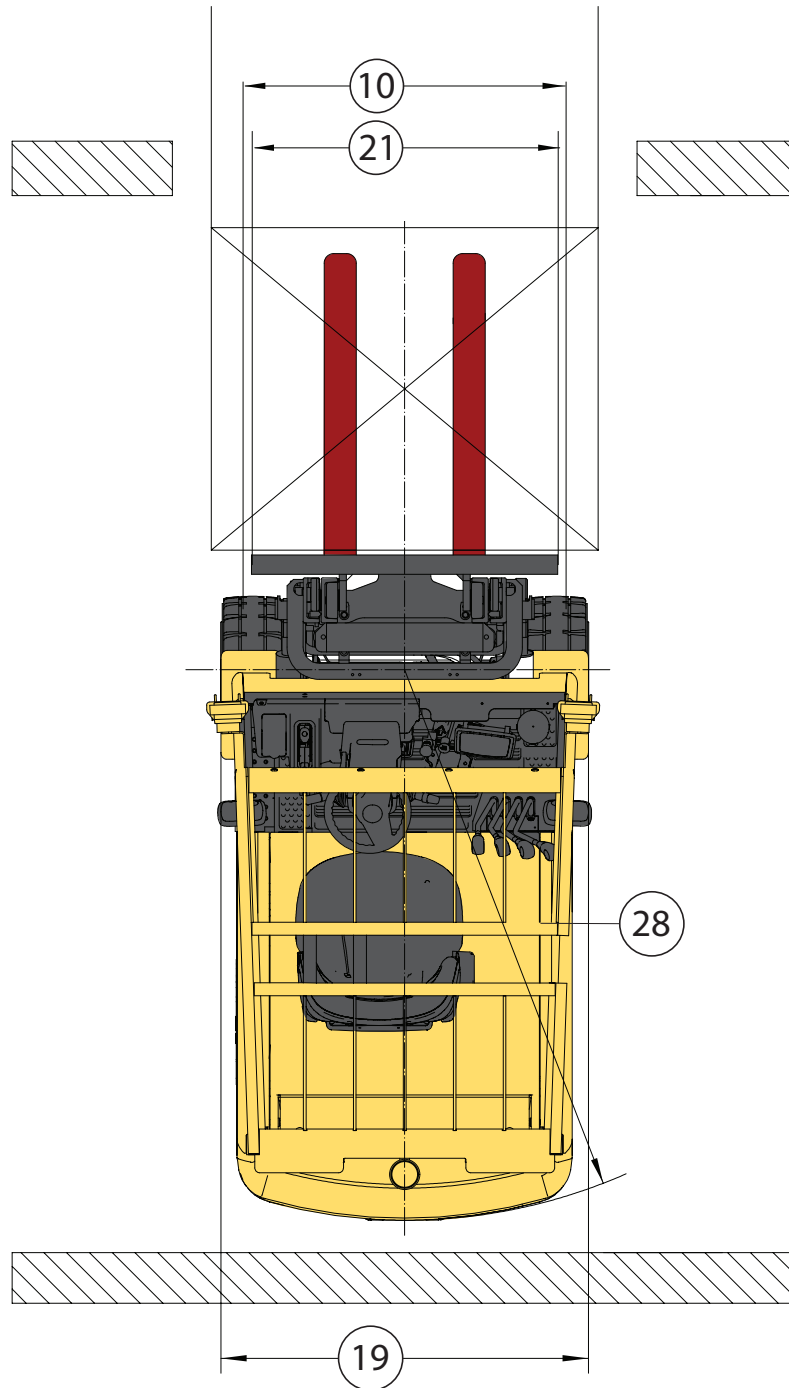


3-WHEEL ELECTRIC FORKLIFT PRODUCT TECHNICAL GUIDE



J32-40UTT/J32-40UTTLL DIMENSIONS





Hyster uses the above ITA formula to calculate right angle stack on our 3 and 4 wheel trucks with a zero turn steer axle and counter rotating load wheels.

Some documentation incorrectly calculates right angle stack on a 3-wheel zero-turn truck with counter rotating load wheels using the following formula: Right angle stack = OTR + Load distance + Load length. This formula generates a value which is invalid and lower than actual right angle stack. When making comparisons, be sure the correct ITA formula is used to calculate right angle stack.

$$\text{Right angle stack} = \text{OTR} + \sqrt{(\text{Load distance} + \text{Load length})^2 + \left(\frac{\text{Load width}}{2}\right)^2} \quad (\text{For a 40" wide by 48" long})$$

J32-40UTT/J32-40UTTL SPECIFICATIONS

		HYSTER							
		J32UTT	J32UTTL	J35UTT	J35UTTL	J40UTT	J40UTTL		
GENERAL	1	Manufacturer	HYSTER						
	2	Model designation	J32UTT	J32UTTL	J35UTT	J35UTTL	J40UTT	J40UTTL	
	3	Power	Battery		Battery		Battery		
	4	Operation	Sit		Sit		Sit		
	5	Rated capacity	lb (kg)	3200 (1450)	3500 (1588)	4000 (1814)			
	6	Load center	in (mm)	24 (610)	24 (610)	24 (610)			
TIRES	7	Tire type (std/opt)	SE		SE		SE		
	8	Tire size (drive/steer)	in	18x7-8 / 15x4.5-8	18x7-8 / 15x4.5-8	200/50-10 / 15x4.5-8			
	9	Wheels - number x=driven (drive/steer)		2x/2	2x/2	2x/2			
	10	Tread (Ctr. of tires; Std dr/steer)	in (mm)	36.7 (933) / 7.3 (186)	36.7 (933) / 7.3 (186)	37.5 (952) / 7.3 (186)			
DIMENSIONS	11	Mast tilt (forward/backward)	degrees	6 / 6	6 / 6	6 / 6			
	12	Mast - lowered height (Std mast)	in (mm)	78.4 (1995)	78.4 (1995)	78.3 (1990)			
	13	Free lift - top of forks (Std 2-stg limited free lift mast)	in (mm)	1.3 (35)	1.3 (35)	1.3 (35)			
	14	Lift height - top of fork (Std mast)	in (mm)	120.9 (3070)	120.9 (3070)	121.4 (3085)			
	15	Mast - extended height (Std mast without LBR)	in (mm)	158.7 (4030)	158.7 (4030)	157.5 (4000)			
	16	Overhead guard height	in (mm)	78.9 (2005)	78.9 (2005)	78.9 (2005)			
	17	Seat height (Full susp seat)	in (mm)	38.0 (965)	38.0 (965)	38.0 (965)			
	18	Tow pin height	in (mm)	17.5 (445)	17.5 (445)	19.1 (485)			
	19	Overall width (Std tires)	in (mm)	42.7 (1085)	42.7 (1085)	44.9 (1140)			
	20	Forks	in (mm)	1.4 x 3.9 x 36 (35 x 100 x 920)	1.4 x 3.9 x 36 (35 x 100 x 920)	1.6 x 4.8 x 42 (40 x 120 x 1067)			
	21	Standard carriage width (Without LBR)	in (mm)	37.4 (950)	37.4 (950)	37.4 (950)			
	22	Ground clearance (Lowest point - RL)	in (mm)	3.5 (90)	3.5 (90)	3.5 (90)			
	23	Ground clearance (Center of frame - RL)	in (mm)	3.7 (96)	3.7 (96)	3.7 (96)			
	24	Load distance	in (mm)	14.6 (370)	14.6 (370)	14.6 (370)			
	25	Length to face of forks	in (mm)	77.7 (1975)	77.7 (1975)	82.1 (2085)			
	26	Wheelbase	in (mm)	55.1 (1400)	55.1 (1400)	59.6 (1515)			
	27	Right angle stack	in (mm)	128.8 (3270)	128.8 (3270)	133.3 (3385)			
	28	Outside turning radius	in (mm)	63.0 (1600)	63.0 (1600)	67.5 (1715)			
WEIGHT	29	Truck weight	lb (kg)	6880 (3120)	7035 (3190)	7455 (3380)			
	30	Axle loading - drive	lb (kg)	8840/1455 (4010/660)	9745/1125 (4420/510)	10740/1280 (4870/580)			
	31	Axle loading - steer	lb (kg)	3265/3615 (1480/1640)	3310/3725 (1500/1690)	3485/3990 (1580/1810)			
PERFORMANCE	32	Travel speed (RL/NL)	mph (kph)	8.7/9.9 (14/16)	8.7/9.9 (14/16)	8.7/9.9 (14/16)			
	33	Lift speed (RL/NL)	fpm (mms)	69.3/98.4 (352/500)	68.9/98.4 (350/500)	61.0/98.4 (310/500)			
	34	Lower speed (RL/NL)		82.7/67.7 (420/344)	82.7/75.2 (420/382)	84.6/76.7 (430/390)			
	35	Gradeability (RL/NL)	%	20/30	20/30	20/30			
	36	Drawbar pull (RL/NL)	LBF	3485/2250	3485/2360	3485/2695			
	37	Brake Method of control (service/parking)		Hydraulic/Mechanical		Hydraulic/Mechanical		Hydraulic/Mechanical	
	38	Brake Method of operation (service/parking)		Foot/Hand		Foot/Hand		Foot/Hand	
	BATTERY	39	Battery Type	Lead Acid or Thin Plate Pure Lead	Lithium-ion	Lead Acid or Thin Plate Pure Lead	Lithium-ion	Lead Acid or Thin Plate Pure Lead	Lithium-ion
40		Battery Capacity	kWh	N/A	25.6 (51.2V @ 500Ah)	N/A	25.6 (51.2V @ 500Ah)	N/A	
41		Charger	kW	N/A	7.2	N/A	7.2	N/A	
42		Voltage		48	N/A	48	N/A	48	
43		Traction motors (dual) S2 60 min rating (each)	hP (kW)	6.7 (5.0)		6.7 (5.0)		6.7 (5.0)	
44		Pump motor S3 15 min rating	hP (kW)	14.7 (11.0)		14.7 (11.0)		14.7 (11.0)	
OTHER	45	Attachment relief pressure	psi (bar)	2100 (145)		2535 (175)		2535 (175)	
	46	Auxiliary oil flow	gal/min (l/min)	10 (38)		10 (38)		10 (38)	
	47	Sound level	dB(A)	64.8		64.8		69.6	

*RL=rated load, NL=no load

CERTIFICATION: Hyster lift trucks meet the design and construction requirements of B56.1-1969, per OSHA Section 1910.178(a)(2), and also comply with the B56.1 revision in effect at time of manufacture. Certification of compliance with the applicable ANSI standards appears on the lift truck. Performance specifications are for a truck equipped as described under standard equipment on this technical guide. Performance specifications are affected by the condition of the vehicle and how it is equipped, as well as by the nature, condition of the operating area, proper service and maintenance of the vehicle. If these specifications are critical, the proposed application should be discussed with your dealer.

J32-40UTT/J32-40UTTL MAST SPECIFICATIONS

J32-35UTT/J32-35UTTL MAST CHART

Mast type	Max fork height in (mm)	Overall extended height			Free lift		Mast tilt	
		Lowered height	Lift height		Without LBR	With LBR	Forward	Back
			Without LBR	With LBR				
2LFL	118.1 (3000)	77.8 (1975)	137.5 (3490)	157.9 (4010)	1.4 (35)	1.4 (35)	6	6
	129.9 (3300)	83.7 (2125)	149.3 (3790)	169.7 (4310)	1.4 (35)	1.4 (35)	6	6
	137.7 (3500)	87.6 (2225)	157.1 (3990)	177.6 (4510)	1.4 (35)	1.4 (35)	6	6
	145.6 (3700)	91.6 (2325)	165 (4190)	185.5 (4710)	1.4 (35)	1.4 (35)	6	6
	157.4 (4000)	99.5 (2525)	176.8 (4490)	197.3 (5010)	1.4 (35)	1.4 (35)	3	5
	177.1 (4500)	109.3 (2775)	196.5 (4990)	217 (5510)	1.4 (35)	1.4 (35)	3	5
	196.8 (5000)	119.1 (3025)	216.2 (5490)	236.7 (6010)	1.4 (35)	1.4 (35)	3	5
	216.5 (5500)	131 (3325)	235.9 (5990)	256.3 (6510)	1.4 (35)	1.4 (35)	3	5
	236.2 (6000)	140.8 (3575)	255.6 (6490)	276 (7010)	1.4 (35)	1.4 (35)	3	5
2FFL	118.1 (3000)	77.8 (1975)	137.5 (3490)	157.9 (4010)	59.5 (1510)	39 (990)	6	6
	129.9 (3300)	83.7 (2125)	149.3 (3790)	169.7 (4310)	65.4 (1660)	44.9 (1140)	6	6
	137.7 (3500)	87.6 (2225)	157.1 (3990)	177.6 (4510)	69.3 (1760)	48.9 (1240)	6	6
	145.6 (3700)	91.6 (2325)	165 (4190)	185.5 (4710)	73.3 (1860)	52.8 (1340)	6	6
	157.4 (4000)	99.5 (2525)	176.8 (4490)	197.3 (5010)	81.2 (2060)	60.7 (1540)	3	5
3FFL	157.4 (4000)	72.9 (1850)	176.8 (4490)	197.3 (5010)	54.6 (1385)	34.1 (865)	3	5
	171.2 (4350)	77.8 (1975)	190.6 (4840)	211.1 (5360)	59.5 (1510)	39 (990)	3	5
	177.1 (4500)	79.8 (2025)	196.5 (4990)	217 (5510)	61.5 (1560)	41 (1040)	3	5
	188.9 (4800)	83.7 (2125)	208.3 (5290)	228.8 (5810)	65.4 (1660)	44.9 (1140)	3	5
	196.8 (5000)	87.6 (2225)	216.2 (5490)	236.7 (6010)	69.3 (1760)	48.9 (1240)	3	5
	216.5 (5500)	94.1 (2390)	235.9 (5990)	256.3 (6510)	75.8 (1925)	55.4 (1405)	3	5
	236.2 (6000)	101.4 (2575)	255.6 (6490)	276 (7010)	83.1 (2110)	62.6 (1590)	3	5
	255.9 (6500)	109.9 (2790)	275.2 (6990)	295.7 (7510)	91.6 (2325)	71.1 (1805)	3	5

J40UTT/J40UTTL MAST CHART

Mast type	Max fork height in (mm)	Overall extended height			Free lift		Mast tilt	
		Lowered height	Lift height		Without LBR	With LBR	Forward	Back
			Without LBR	With LBR				
2LFL	118.1 (3000)	77.8 (1975)	137.5 (3490)	157.9 (4010)	2.2 (54)	2.2 (54)	6	6
	129.9 (3300)	83.7 (2125)	149.3 (3790)	169.7 (4310)	2.2 (54)	2.2 (54)	6	6
	137.7 (3500)	87.6 (2225)	157.1 (3990)	177.6 (4510)	2.2 (54)	2.2 (54)	6	6
	145.6 (3700)	91.6 (2325)	165 (4190)	185.5 (4710)	2.2 (54)	2.2 (54)	6	6
	157.4 (4000)	99.5 (2525)	176.8 (4490)	197.3 (5010)	2.2 (54)	2.2 (54)	3	5
	177.1 (4500)	109.3 (2775)	196.5 (4990)	217 (5510)	2.2 (54)	2.2 (54)	3	5
	196.8 (5000)	119.1 (3025)	216.2 (5490)	236.7 (6010)	2.2 (54)	2.2 (54)	3	5
	216.5 (5500)	131 (3325)	235.9 (5990)	256.3 (6510)	2.2 (54)	2.2 (54)	3	5
	236.2 (6000)	140.8 (3575)	255.6 (6490)	276 (7010)	2.2 (54)	2.2 (54)	3	5
2FFL	118.1 (3000)	77.8 (1975)	137.5 (3490)	157.9 (4010)	59.5 (1510)	39 (990)	6	6
	129.9 (3300)	83.7 (2125)	149.3 (3790)	169.7 (4310)	65.4 (1660)	44.9 (1140)	6	6
	137.7 (3500)	87.6 (2225)	157.1 (3990)	177.6 (4510)	69.3 (1760)	48.9 (1240)	6	6
	145.6 (3700)	91.6 (2325)	165 (4190)	185.5 (4710)	73.3 (1860)	52.8 (1340)	6	6
	157.4 (4000)	99.5 (2525)	176.8 (4490)	197.3 (5010)	81.2 (2060)	60.7 (1540)	3	5
3FFL	157.4 (4000)	72.9 (1850)	176.8 (4490)	197.3 (5010)	54.6 (1385)	34.1 (865)	3	5
	171.2 (4350)	77.8 (1975)	190.6 (4840)	211.1 (5360)	59.5 (1510)	39 (990)	3	5
	177.1 (4500)	79.8 (2025)	196.5 (4990)	217 (5510)	61.5 (1560)	41 (1040)	3	5
	188.9 (4800)	83.7 (2125)	208.3 (5290)	228.8 (5810)	65.4 (1660)	44.9 (1140)	3	5
	196.8 (5000)	87.6 (2225)	216.2 (5490)	236.7 (6010)	69.3 (1760)	48.9 (1240)	3	5
	216.5 (5500)	94.1 (2390)	235.9 (5990)	256.3 (6510)	75.8 (1925)	55.4 (1405)	3	5
	236.2 (6000)	101.4 (2575)	255.6 (6490)	276 (7010)	83.1 (2110)	62.6 (1590)	3	5
	255.9 (6500)	109.9 (2790)	275.2 (6990)	295.7 (7510)	91.6 (2325)	71.1 (1805)	3	5

J32-40UTT BATTERY COMPARTMENT SPECIFICATIONS

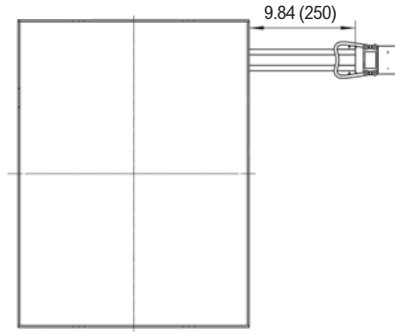
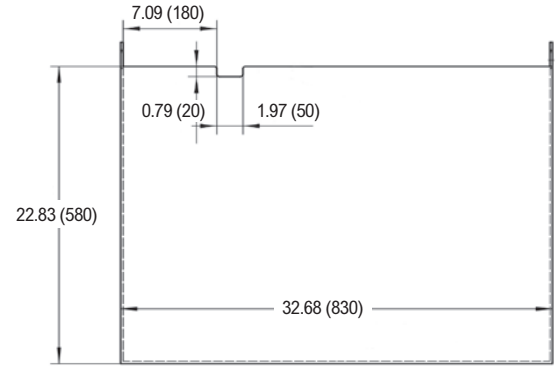
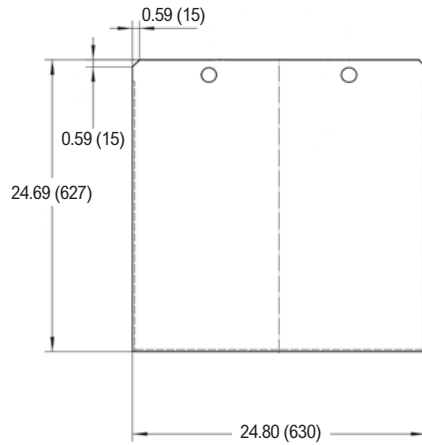
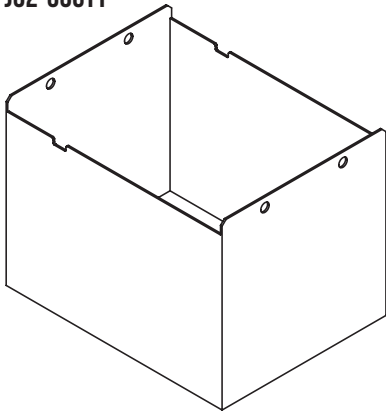
Model		Compartment size			Electrical	Battery size			Weight	
		W in (mm)	L in (mm)	H in (mm)	Voltage	W in (mm)	L in (mm)	H in (mm)	Min lb (kg)	Max lb (kg)
J32-35UTT	Vertical extract	33.1 (843)	24.9 (634)	25.3 (645)	48	32.6 (830)	24.8 (630)	24.6 (627)	1980 (898)	2185 (992)
J40UTT	Vertical extract	33.1 (843)	29.6 (752)	25.3 (645)	48	32.6 (830)	29.0 (738)	24.6 (627)	1980 (1,034)	2515 (1142)

Battery type: "EO" (without cover)

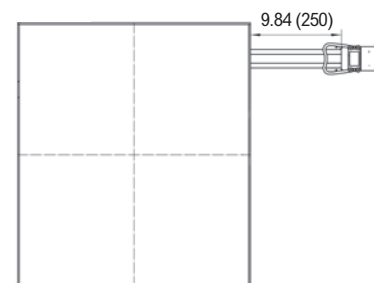
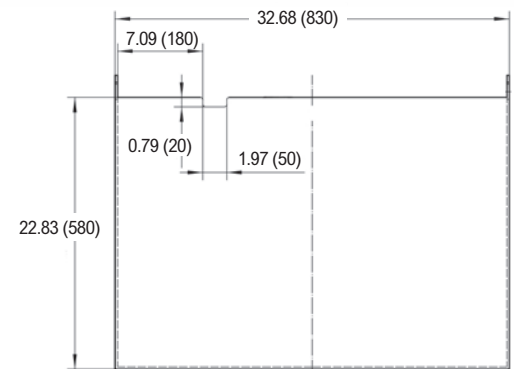
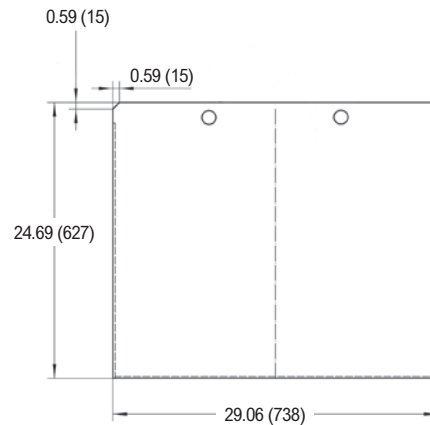
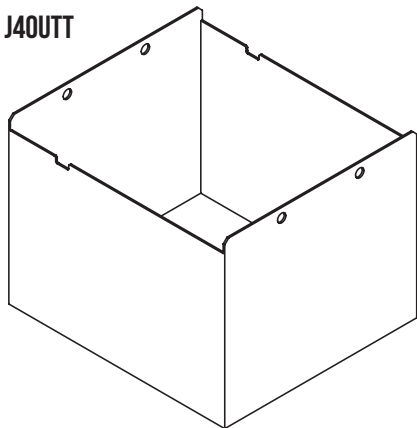
Battery compartment length is measured front to rear. Battery compartment width is measured across the truck

Battery lead: length 250 mm (10"), position "B", 2/0 AWG

J32-35UTT



J40UTT



J32-40UTT/J32-40UTTLL FEATURES AND OPTIONS

PERFORMANCE	STD	OPT
48-volt electrical system	x	
Brushless AC traction and pump motors (completely brushless)	x	
Transistor drive and pump control	x	
Progressive thermal management system	x	
Dual drive motors	x	
BATTERIES AND CHARGERS	STD	OPT
Configured for Lead Acid or Thin Plate Pure Lead (J32-40UT)	x	
25.6kWh lithium-ion battery (J32-40UTTLL)	x	
12.8kWh, 19.2kWh lithium-ion battery (J32-40UTTLL)		x
7.2kW charger (J32-40UTTLL)	x	
4.8kW charger (J32-40UTTLL)		x
208, 240, 480, and 600 3 phase charger input voltages available		
DRIVE	STD	OPT
Pneumatic drive tire and steer tire	x	
Solid pneumatic tires		x
LIFT	STD	OPT
2-stage limited free lift (LFL) mast with maximum fork height of 119.4" (3000 mm)	x	
2-stage limited free lift (LFL)		x
2- or 3-stage full free lift (FFL) mast		x
Mast tilt 5° forward / 10° backward	x	
Mast tilt 5° forward / 6° backward		x
Load weight indicator		x
ERGONOMICS	STD	OPT
Non-suspension seat (vinyl) with hip restraint	x	
Full-suspension seat (vinyl) with hip restraint		x
Seat belt interlock		x
Sequential seat belt interlock		x
Side mirrors		x

OPERATION	STD	OPT
Standard construction: Operating temperatures 23°F to 115°F	x	
Cold storage (to 0°F)		x
Vertical battery extraction (lift out)	x	
3 function hydraulic control valve		x
4 function hydraulic control valve		x
Cowl mounted mechanical levers	x	
Front working lights, turn light & tail lights (all lights are LED)		x
Rear working light (LED)		x
Strobe LED light (low mounted)		x
Blue spot lights		x
Parking alarm	x	
Audible alarm		x
Rear handle and horn button		x
Speed limit (factory setting according to customer requirement)		x
Speed limit when mast is raised (mast lift, truck speed limited to 2 mph)		x
DC to DC converter (output 5V 50W)		x
USB port		x
12V power port (output 12V 50W)		x
Operator presence system (OPS)	x	
HANDLING	STD	OPT
39" (970 mm) wide class II hook-type carriage	x	
36.6" (930 mm) tall or 42.5" (1080 mm) tall load back rest	x	
Integral side shift		x
Integral side shift fork positioner		x
SUPPLEMENTAL	STD	OPT
12 month / 2,000 hour full truck warranty	x	
36 month / 6,000 hour powertrain warranty	x	
60 month / 10,000 hour lithium-ion battery warranty	x	
Operating manual	x	



Hyster Company
P.O. Box 7006, Greenville, North Carolina 27835-7006

© Hyster Company. 2023, all rights reserved. Hyster and  are trademarks of Hyster-Yale Group, Inc.

Hyster products are subject to change without notice. Trucks may be shown with optional equipment and/or features not available in all regions.