

L02.0-3.0P



LOW LEVEL ORDER PICKER

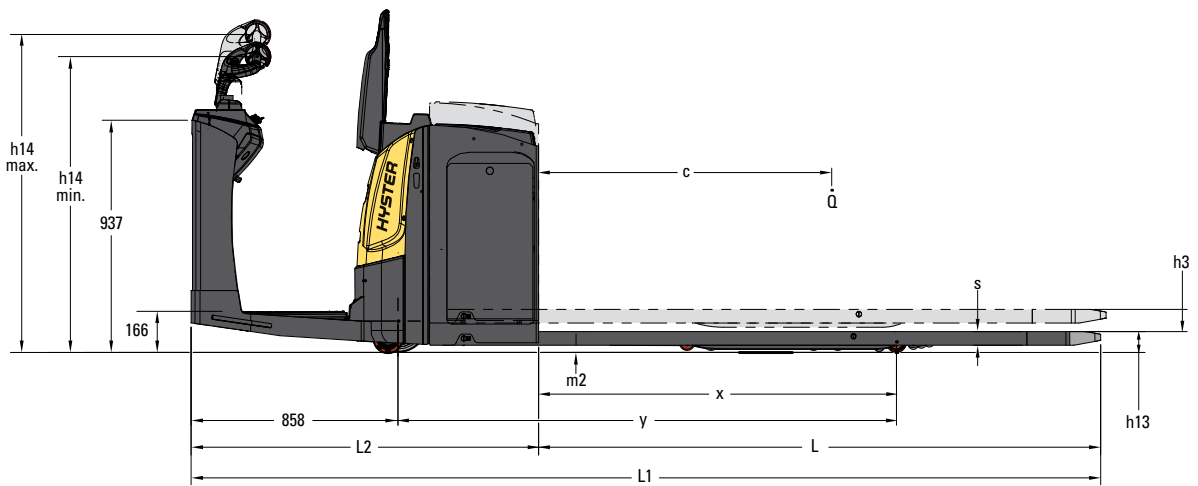
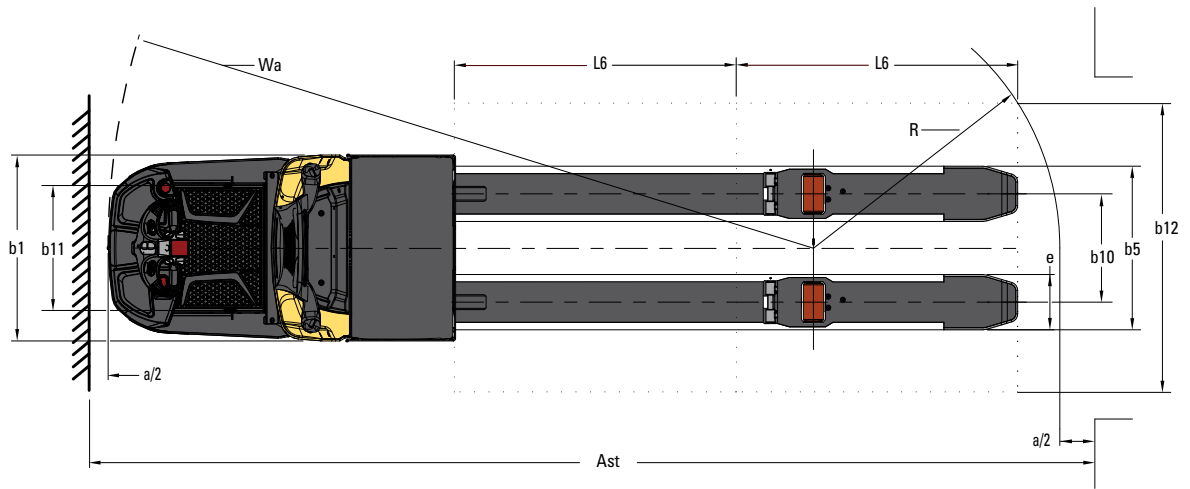
PRODUCT TECHNICAL GUIDE



WWW.HYSTER.COM



TRUCK DIMENSIONS



LO2.0-3.OP SPECIFICATIONS

GENERAL	1.1	Manufacturer		HYSTER			
	1.2	Manufacturer's type designation		LO2.0P	LO2.5P	LO3.0P	
	1.3	Drive		Battery			
	1.4	Operator type		Stand-on			
	1.5	Rated capacity/Rated load	Q (t)	2.0	2.5	3.0	
	1.6	Load centre distance	c (mm)	600			
	1.8	Load distance, centre of drive axle to fork ^{(4) (5) (12)}	x (mm)	1005			
	1.9	Wheelbase ^{(4) (5) (12)}	y (mm)	1516			
	WEIGHT	2.1	Service weight ^{(2) (4)}	kg	807		
2.2		Axle loading, laden front/rear	kg	1670 / 1137	2059 / 1265	2443 / 1381	
2.3		Axle loading, unladen front/rear	kg	131 / 676	143 / 681		
TYRES / CHASSIS	3.1	Tyres		NDIIThane [®] / NDIIThane [®]			
	3.2	Tyre size, front	ø (mm x mm)	85 x 94 ⁽¹⁰⁾			
	3.3	Tyre size, rear	ø (mm x mm)	254 x 90			
	3.4	Additional wheels (dimensions)	ø (mm x mm)	125 x 50			
	3.5	Wheels, number front/rear (x = driven wheels)		4/1x+2			
	3.6	Tread, front	b ₁₀ (mm)	382			
	3.7	Tread, rear	b ₁₁ (mm)	504			
DIMENSIONS	4.4	Lift	h ₃ (mm)	120			
	4.9	Height drawbar in driving position min./max.	h ₁₄ (mm)	1198 / 1288			
	4.15	Height, lowered ⁽⁷⁾	h ₁₃ (mm)	85 ⁽¹³⁾			
	4.19	Overall length (stand-on) ⁽⁴⁾	l ₁ (mm)	2549			
	4.20	Length to face of forks (stand-on) ⁽⁴⁾	l ₂ (mm)	1369			
	4.21	Overall width	b ₁ /b ₂ (mm)	750			
	4.22	Fork dimensions ^{(4) (6)}	s/e/l (mm)	55 / 170 / 1180			
	4.25	Forks spread ⁽⁹⁾	b ₅ (mm)	552			
	4.32	Ground clearance, centre of wheelbase	m ₂ (mm)	30			
	4.33	Load dimension b ₁₂ × l ₆	b ₁₂ × l ₆ (mm)	800 x 1200			
	4.34.1	Aisle width for pallets 1000mm x 1200mm crossways (stand-on) ^{(4) (11)}	A _{st} (mm)	3071			
	4.34.2	Aisle width for pallets 800mm x 1200mm lengthwise (stand-on) ^{(4) (11)}	A _{st} (mm)	2985			
	4.35	Turning radius (stand-on) ^{(4) (5) (12)}	W _a (mm)	2374			
	ELECTRIC - ENGINE	5.1	Travel speed laden/unladen (stand-on)	km/h	9.7 / 13		9.1 / 13
		5.1.1	Travel speed, laden/unladen, backwards (stand-on)	km/h	9.7 / 13		9.1 / 13
5.2		Lift speed, laden/unladen	m/s	0.05 / 0.06	0.04 / 0.06	0.03 / 0.06	
5.3		Lowering speed, laden/unladen	m/s	0.06 / 0.06			
5.8		Max. gradeability, laden/unladen ⁽¹⁾	%	11.4 / 20	9.1 / 20	7.4 / 20	
5.10		Service brake		Electromagnetic			
6.1		Drive motor, S2 60 minute rating	kW	3			
6.2	Lift motor, S3 15% rating ⁽³⁾	kW	2.2				
6.3	Battery according to DIN 43531/35/36 A,B,C, no		B				
6.4	Battery voltage/nominal capacity K ₅ ⁽⁴⁾	(V)/(Ah)	24 / 375				
6.5	Battery weight ^{(2) (4)}	kg	288				
6.6	Energy consumption according to DIN EN 16796	kWh/h	0.32	0.36			
6.7	Turnover output according to VDI 2198	t/h	148	174	195		
6.8	Turnover efficiency according to VDI 2198	t/kWh	124	119	136		
DRIVE/LIFT MECHANISM	8.1	Type of drive unit		AC-Controller			
ADDT'L DATA	10.7	Sound pressure level at the driver's seat	dB (A)	64	67	64	

LO2.0-2.5P SPECIFICATIONS (AUS & NZ)

		HYSTER				
		LO2.0P w/ NZ Pallet	LO2.0P w/ CHEP Pallet	LO2.5P w/ Two CHEP Pallets		
GENERAL	1.1	Manufacturer	HYSTER			
	1.2	Manufacturer's type designation	LO2.0P w/ NZ Pallet	LO2.0P w/ CHEP Pallet	LO2.5P w/ Two CHEP Pallets	
	1.3	Drive	Battery			
	1.4	Operator type	Stand-on			
	1.5	Rated capacity/Rated load	Q (t)	2.0	2.5	
	1.6	Load centre distance	c (mm)	600		
	1.8	Load distance, centre of drive axle to fork ^{(4) (5) (12)}	x (mm)	745	955	1483
1.9	Wheelbase ^{(4) (5) (12)}	y (mm)	1328	1538	2066	
WEIGHT	2.1	Service weight ^{(2) (4)}	kg	893	911	1022
	2.2	Axle loading, laden front/rear	kg	1669 / 1224	1669 / 1242	2258 / 1264
	2.3	Axle loading, unladen front/rear	kg	131 / 762	131 / 780	143 / 879
TYRES / CHASSIS	3.1	Tyres	NDIIThane® / NDIIThane®			
	3.2	Tyre size, front	ø (mm x mm)	85 x 94	85 x 152	
	3.3	Tyre size, rear	ø (mm x mm)	254 x 90		
	3.4	Additional wheels (dimensions)	ø (mm x mm)	125 x 50		
	3.5	Wheels, number front/rear (x = driven wheels)		2/1x		
	3.6	Tread, front	b ₁₀ (mm)	480	437	
	3.7	Tread, rear	b ₁₁ (mm)	504		
DIMENSIONS	4.4	Lift	h ₃ (mm)	120		
	4.9	Height drawbar in driving position min./max.	h ₁₄ (mm)	1198 / 1288		
	4.15	Height, lowered ⁽⁷⁾	h ₁₃ (mm)	85		
	4.19	Overall length (stand-on) ⁽⁴⁾	l ₁ (mm)	2377	2586	3771
	4.20	Length to face of forks (stand-on) ⁽⁴⁾	l ₂ (mm)	1441		
	4.21	Overall width	b ₁ /b ₂ (mm)	750		
	4.22	Fork dimensions ^{(4) (8)}	s/e/l (mm)	56 / 170 / 936	56 / 170 / 1145	55 / 223 / 2330
	4.25	Forks spread ⁽⁹⁾	b ₅ (mm)	650	660	
	4.32	Ground clearance, centre of wheelbase	m ₂ (mm)	29	30	
	4.33	Load dimension b ₁₂ × l ₆	b ₁₂ × l ₆ (mm)	1000 x 1200	1165 x 1165	
	4.34.1	Aisle width for pallets 1000mm x 1200mm crossways (stand-on) ^{(4) (11)}	A _{st} (mm)	3001	-	
	4.34.2	Aisle width for pallets 800mm x 1200mm lengthwise (stand-on) ^{(4) (11)}	A _{st} (mm)	-	3174	4142
	4.35	Turning radius (stand-on) ^{(4) (5) (12)}	W _a (mm)	2119	2329	2858
	5.1	Travel speed laden/unladen (stand-on)	km/h	9.7 / 13	9.1 / 13	
	5.1.1	Travel speed, laden/unladen, backwards (stand-on)	km/h	9.7 / 13	9.1 / 13	
	5.2	Lift speed, laden/unladen	m/s	0.05 / 0.06	0.04 / 0.06	0.03 / 0.06
	5.3	Lowering speed, laden/unladen	m/s	0.06 / 0.06		
	5.8	Max. gradeability, laden/unladen ⁽¹⁾	%	11.4 / 20	9.1 / 20	7.4 / 20
	5.10	Service brake		Electromagnetic		
ELECTRIC - ENGINE	6.1	Drive motor, S2 60 minute rating	kW	3		
	6.2	Lift motor, S3 15% rating ⁽³⁾	kW	2.2		
	6.3	Battery according to DIN 43531/35/36 A,B,C, no		B		
	6.4	Battery voltage/nominal capacity K ₅ ⁽⁴⁾	(V)/(Ah)	24 / 500		
	6.5	Battery weight ^{(2) (4)}	kg	370		
	6.6	Energy consumption according to DIN EN 16796	kWh/h	0.32	0.36	
	6.7	Turnover output according to VDI 2198	t/h	148	174	195
	6.8	Turnover efficiency according to VDI 2198	t/kWh	124	119	136
DRIVE/LIFT MECHANISM	8.1	Type of drive unit		AC-Controller		
ADDT'L DATA	10.7	Sound pressure level at the driver's seat	dB (A)	64	67	64

LO2.0-3.OP BATTERY COMPARTMENT - FORKS TABLE

LOW LEVEL ORDER PICKER	Battery compartment	l (mm)	x (mm) ⁽¹⁾	y (mm) ⁽¹⁾	l1 platf (mm)	l2 platf (mm)	l6 (mm)	b12 (mm)	Wa platf (mm) ⁽¹⁾	a (mm)	Ast platf (mm) ⁽²⁾
	315 / 375	1180	1005	1516	2549	1369	1200	800	2374	200	2985
500	1180	1005	1588	2621	1441	1200	800	2446	200	3057	
315 / 375	1180	1005	1516	2549	1369	1200	1000	2374	200	3071	
500	1180	1005	1588	2621	1441	1200	1000	2446	200	3143	
315 / 375	990	815	1326	2359	1369	1000	1200	2184	200	2968	
500	990	815	1398	2431	1441	1000	1200	2256	200	3040	
315 / 375	1590	1415	1926	2959	1369	1600	1200	2784	200	3568	
500	1590	1415	1998	3031	1441	1600	1200	2856	200	3640	
315 / 375	1980	1365	1876	3349	1369	2000	1200	2734	200	3790	
500	1980	1365	1948	3421	1441	2000	1200	2806	200	3862	
315 / 375	2390	1415	1926	3759	1369	2400	800	2784	200	4042	
500	2390	1415	1998	3831	1441	2400	800	2856	200	4114	
315 / 375	2390	1415	1926	3759	1369	2400	1200	2784	200	4128	
500	2390	1415	1998	3831	1441	2400	1200	2856	200	4200	
315 / 375	2390	1628	2139	3759	1369	2400	1000	2997	200	4107	
500	2390	1628	2211	3831	1441	2400	1000	3069	200	4179	
315 / 375	2390	1842	2353	3759	1369	2400	800	3211	200	4086	
500	2390	1842	2425	3831	1441	2400	800	3283	200	4158	
315 / 375	2390	1842	2353	3759	1369	2400	1000	3211	200	4144	
500	2390	1842	2425	3831	1441	2400	1000	3283	200	4216	
315 / 375	2390	1842	2353	3759	1369	2400	1200	3211	200	4210	
500	2390	1842	2425	3831	1441	2400	1200	3283	200	4282	
315 / 375	2390	2215	2726	3759	1369	2400	800	3584	200	4190	
500	2390	2215	2798	3831	1441	2400	800	3656	200	4262	
315 / 375	2390	2215	2726	3759	1369	2400	1000	3584	200	4277	
500	2390	2215	2798	3831	1441	2400	1000	3656	200	4349	
315 / 375	2390	2215	2726	3759	1369	2400	1200	3584	200	4368	
500	2390	2215	2798	3831	1441	2400	1200	3656	200	4440	
315 / 375	2850	2342	2853	4219	1369	3000	1200	3711	200	4785	
500	2850	2342	2925	4291	1441	3000	1200	3783	200	4857	

LO2.0-3.OP BATTERY COMPATIBILITY TABLE

FORKS B5 AND LENGTHS		TRUCK MODEL / LOAD WHEEL DIAMETER / BATTERY BOX SIZE										
B5	LENGTH	LO2.OP							LO2.5P		LO3.OP	
		75			85				85		85	
		200	210 / 250	315 / 375	200	210 / 250	315 / 375	500	315 / 375	500	315 / 375	500
510/552/650	L= 990 X=815	NO	NO	NO	NO	YES	YES	YES	YES	YES	YES	YES
510/552/650	L= 1180 X=1005	YES	YES	YES	YES	YES	YES	YES	YES	YES	YES	YES
510/552/650	L= 1590 X=1415	NO	NO	NO	NO	YES	YES	YES	YES	YES	YES	YES
520/562/660	L= 1980 X=1365	NO	NO	NO	NO	YES	YES	YES	YES	YES	YES	YES
520/562/660	L= 2390 X=1415	NO	NO	NO	NO	YES	YES	YES	YES	YES	YES	YES
520/562/660	L= 2390 X=1628	NO	NO	NO	NO	YES	YES	YES	YES	YES	YES	YES
520/562/660	L= 2390 X=1842	NO	NO	NO	NO	YES	YES	YES	YES	YES	YES	YES
520/562/660	L= 2390 X=2215	NO	NO	NO	NO	YES	YES	YES	YES	YES	YES	YES
520/562/660	L= 2850 X=2342	NO	NO	NO	NO	YES	YES	YES	YES	YES	YES	YES

LO2.0-2.5P BATTERY COMPARTMENT - FORKS TABLE (AUS & NZ)

LOW LEVEL ORDER PICKER	Battery compartment	l (mm)	x (mm) ⁽¹⁾	y (mm) ⁽¹⁾	l1 platf (mm)	l2 platf (mm)	l6 (mm)	b12 (mm)	Wa platf (mm) ⁽¹⁾	a (mm)	Ast platf (mm) ⁽²⁾
	500	936	745	1328	2377	1441	1200	1000	2119	200	3000
	375	1145	955	1466	2514	1369	1165	1165	2257	200	3102
	500	1145	955	1538	2586	1441	1165	1165	2329	200	3174
	375	2330	1483	1994	3699	1369	1165	1165	2785	200	4069
	500	2330	1483	2066	3771	1441	1165	1165	2857	200	4141

LO2.0-2.5P BATTERY COMPATIBILITY TABLE (AUS & NZ)

FORKS B5 AND LENGTHS		TRUCK MODEL / LOAD WHEEL DIAMETER / BATTERY BOX SIZE / ENVIRONMENTAL			
B5	LENGTH	LO2.0P		LO2.5P	
		85		85	
		STANDARD / COLD STORAGE		STANDARD / COLD STORAGE	
		375 ⁽¹⁾	500 ⁽²⁾	375 ⁽¹⁾	500 ^{(1) (2)}
650	L= 936 X=745	NO	YES	NO	NO
650	L= 1145 X=955	YES ⁽³⁾	YES	NO	NO
660	L= 2330 X=1483	YES ⁽³⁾	YES	YES ⁽³⁾	YES

LO2.0-3.OP BATTERY COMPARTMENT TABLE

BATTERY TYPE AND DIMENSIONS								
TYPE	AH	BATTERY WEIGHT (KG)			BATTERY SIZE [MM]	BATTERY COMPARTMENT		
		NOM.	MIN.	MAX.		210/250	315/375	500
Lead acid	250	212	201	225	624 x 212 x 627 (DIN B)	x		
Lead acid	375	288	274	310	624 x 284 x 627 (DIN B)		x	
Lead acid	500	370	352	389	624 x 356 x 627 (DIN B)			x
Lithium-ion	228	91	86	96	621 x 209 x 400 (DIN B)	x	x	
Lithium-ion	302	101	96	106	621 x 209 x 610 (DIN B)		x	x
Lithium-ion	456	130	125	135	624 x 356 x 627 (DIN B)			x

LO2.0-2.5P BATTERY COMPARTMENT TABLE (AUS & NZ)

BATTERY TYPE AND DIMENSIONS							
TYPE	AH	BATTERY WEIGHT (KG)			BATTERY SIZE [MM]	BATTERY COMPARTMENT	
		NOM.	MIN.	MAX.		315/375	500
Lead acid	375	288	274	310	624 x 284 x 627 (DIN B)	x	
Lead acid	500	370	352	389	624 x 356 x 627 (DIN B)		x
Lithium-ion	228	91	86	96	621 x 209 x 400 (DIN B)	x	
Lithium-ion	302	101	96	106	621 x 209 x 610 (DIN B)	x	x
Lithium-ion	456	130	125	135	624 x 356 x 627 (DIN B)		x

SPECIFICATION TABLE NOTES:

Specifications are affected by the condition of the vehicle and how it is equipped, as well as the nature and condition of the operating area. Inform your dealer of the nature and condition of the intended operating area when purchasing your Hyster® truck.

- (1) If truck climbs ramps frequently (within 1h), consult your salesman
- (2) These values may vary of +/- 5%
- (3) Value referred to S3 5%
- (4) See "Batteries Compartments - Forks Table" and "Battery Compartment Table"
- (5) With load section lifted: -67mm
- (6) Pedestrian version. For Stand-on version, front/rear are inverted
- (7) Max h13 value shall be 87mm
- (8) With forks l > 1590mm s = +10mm
- (9) b5 available: 510/552/650 -- with forks l > 1590mm b5 = +10mm
- (10) Available 75x94mm tyre -- h13 reduced to 75mm + tolerance (see pricelist for compatibility)
- (11) Forks raised -- Ast = Wa + R + a -- Wa and R with forks raised
- (12) Forks lowered -- With forks raised -67mm
- (13) h13 available 75mm + tolerance (see pricelist for compatibility)

SPECIFICATION (AUS & NZ) TABLE NOTES:

Specifications are affected by the condition of the vehicle and how it is equipped, as well as the nature and condition of the operating area. Inform your dealer of the nature and condition of the intended operating area when purchasing your Hyster® truck.

- (1) If truck climbs ramps frequently (within 1h), consult your salesman
- (2) These values may vary of +/- 5%
- (3) Value referred to S3 5%
- (4) See "Battery Compartment Table"
- (5) With load section lifted: -67mm
- (7) Max h13 value shall be 87mm
- (8) With forks l > 1590mm s = +10mm
- (9) b5 available: 650 -- with forks l > 1590mm b5 = +10mm
- (11) Forks raised -- Ast = Wa + R + a -- Wa and R with forks raised
- (12) Forks lowered -- With forks raised -67mm

BATTERY COMPARTMENT - FORKS TABLE NOTES:

- (1) Forks lowered -- With forks raised -67mm
- (2) Forks raised -- Ast = Wa + R + a -- Wa and R with forks raised

BATTERY COMPARTMENT - FORKS (AUS & NZ) TABLE NOTES:

- (1) Forks lowered -- With forks raised -67mm
- (2) Forks raised -- Ast = Wa + R + a -- Wa and R with forks raised

BATTERY COMPATIBILITY (AUS & NZ) TABLE NOTES:

- (1) China Theatre
- (2) Australia / AP Theatre
- (3) w/ Standard Environmental Construction only

NOTICE:

All values are nominal values and they are subject to tolerances.

For further information, please contact the manufacturer.

Hyster products might be subject to change without notice.

Lift trucks illustrated may feature optional equipment.

Values may vary with alternative configurations.

Specification data is based on VDI 2198.

STANDARD AND OPTIONAL EQUIPMENT

ERGONOMICS	L02.0S	L02.5S	L03.0S
Key switch start	STD	STD	STD
Scooter control	STD	STD	STD
Intelligent Lift™	X	X	X
Soft lowering	X	X	X
Coasting function	X	X	X
CONSTRUCTION	L02.0S	L02.5S	L03.0S
Standard construction	STD	STD	STD
Cold store construction (-30° C)	X	X	X
LIFT	L02.0S	L02.5S	L03.0S
Without load backrest	STD	STD	STD
1800mm high load backrest	X	X	X
1180 x 552 X=1005mm forks	STD	STD	STD
Other dimension forks	X	X	X
Fork height from ground - 85mm	STD	STD	STD
Fork height from ground - 75mm	X	N/A	N/A
Adjustable tie rod	X	N/A	N/A
OPERATION	L02.0S	L02.5S	L03.0S
Standard travel speed 13Km/h (with speed reduction on cornering)	STD	STD	STD
Audible forward alarm (forks trailing)	X	X	X
Audible reverse alarm (forks leading)	X	X	X
Audible forward and reverse alarm	X	X	X
Pedestrian awareness light (P.A.L.)	X	X	X
254 x 90mm NDIIthane® drive wheel	STD	STD	STD
254 x 90mm NDIIthane® conductive drive wheel	X	X	X
254 x 90mm DynaRoll® drive wheel	X	X	X
254 x 90mm Redthane® drive wheel	X	N/A	N/A
85 x 90mm tandem NDIIthane® load wheels	STD	STD	STD
85 x 114mm single NDIIthane® load wheels	X	N/A	N/A
75 x 90mm tandem NDIIthane® load wheels	X	N/A	N/A
75 x 114mm single NDIIthane® load wheels	X	N/A	N/A
Multifunctional display	STD	STD	STD
12V DC/DC converter	X	X	X
24V DC/DC converter	X	X	X
A4 clip board	X	X	X
Bottle holder	X	X	X
Multipurpose bar - across	X	X	X
Hyster Tracker™ Wireless Monitoring	X	X	X
Hyster Tracker™ Wireless Access	X	X	X
Hyster Tracker™ Wireless Verification	X	X	X
Manual work light	X	X	X
Automated work light	X	X	X
Premium platform lights	X	X	X
BATTERIES	L02.0S	L02.5S	L03.0S
Hyster standard type battery	X	X	X
Hyster battery with aquamatic	X	X	X
Hyster battery with aquamatic and air mix	X	X	X
Side extraction (using rollers)	STD	STD	STD
Hyster Lithium Battery	X	X	X
624 x 212 x 627mm battery compartment (for 210/250 Ah DIN battery)	X	N/A	N/A
624 x 284 x 627mm battery compartment (for 315/375 Ah DIN battery)	STD	STD	STD
624 x 356 x 627mm battery compartment (for 500 Ah DIN battery)	X	X	X
Battery cable extension (1500mm)	X	X	X
Twin battery change station	X	X	X
Gravity feed water reservoir	X	X	X
Onboard single-phase charger	X	X	X
SUPPLEMENTAL	L02.0S	L02.5S	L03.0S
Literature pack	STD	STD	STD
CE certification	STD	STD	STD
24 Months / 4,000 hours manufacturer's warranty	STD	STD	STD
36 Months / 4,000 hours extended warranty	X	X	X

Please refer to the Price List for full option configurations.
Contact Hyster for details.

PRODUCT FEATURES

The all-new Hyster® Low Level Order Picker is built to be tough, intelligent, dependable and efficient. Designed for horizontal transportation efficiency in medium to high-intensity applications, it excels in confined spaces. Using the extended forks option, up to two pallets or three Euro pallets crosswise can be easily transported.

DEPENDABILITY

- Robust chassis design in line with the Class III range improves protection.
- Higher ground clearance of pull rods helps to avoid damage when travelling on ramps.
- Bushing design improves wear and tear resistance.
- Suspended MDU shock absorption reduces stress on the frame and electronic components.
- Dual processors controller for increased reliability.
- Steel battery covers for increased protection.
- Designed to work at temperatures ranging from -30°C to +40°C

PRODUCTIVITY

- Increased productivity enhancing speeds in both laden and unladen condition.
- Range of battery sizes to suit different application levels.
- Quick change lateral battery extraction for lower downtime.
- Wide range of driving wheels available for different applications:
 - NDIIthane® - standard option for long distances, ramps and heavy loads
 - DynaRoll ® - for cold stores, long distances, ramps and heavy loads
 - Conducthane® - for reduced static environments -Redthane® - for uneven ground and wet floors with a load wheel height for standard applications (85mm).
- Wide range of fork combinations to suit different applications.
- Intelligent Lift™ option combines travel and lifting for faster load handling.
- Optional automatic working lights self-activate in low levels of light.
- Dashboard design minimises control panel obstructions

ERGONOMICS

- Operator compartment layout designed for maximum comfort.
- Low platform height for easy access.
- Rubber floor mat for excellent grip.
- Soft rubber side and rear protection handles for optimum grip.
- Adjustable scooter control.

VISIBILITY

- Greater fork tip visibility enables faster load handling and reduces the risk of damage.
- Curved battery cover design for unobstructed view of forks.

LOW COST OF OWNERSHIP

- Smooth motor cover for ease of cleanliness and reduced dirt retention.
- Powerful traction motor increases performance and productivity.
- Battery cover protects from falling objects
- High level of parts commonality for ease of maintenance and proven durability.

SERVICEABILITY

- Service intervals of 1000 operating hours.
- Easy to replace most exposed parts. Hyster Tracker™ delivers early warning and fault code alerts.
- Display shows clear error codes, battery status and hour meter.
- Service access level by laptop and standardised service cable.
- Quick troubleshooting via CAN bus technology and on-board display.
- Transmission oil for life.



HYSTER

HYSTER



HYSTER® DEALERS

Contact your nearest Hyster® Dealership
by visiting www.hyster.com




Hyster Pacific

1/23 Rowood Road, Prospect NSW 2148
Tel: +61 (2) 9795 3800 Fax: +61 (2) 9792 8484

Hyster Asia

16 Tuas Avenue 20, Singapore 638827
Tel: +65 6863 3387 Fax: +65 6863 3349

Visit us online at www.hyster.com

© Hyster Asia Pacific 2023. All rights reserved. HYSTER, , and Strong Partners. Tough Trucks are trademarks of Hyster-Yale Group, Inc. Specifications and details in this brochure are subject to change without prior notification. Please consult with your Hyster dealer for the most up to date information and to confirm exact capacities.