



**STRONG PARTNERS.
TOUGH TRUCKS.™**



THREE-WHEEL ELECTRIC COUNTERBALANCED LIFT TRUCKS

A1.3-1.5XNT

1300-1500 KG



A1.3XNT, A1.5XNT

DISTINGUISHING MARKS	1.1	Manufacturer (abbreviation)	
	1.2	Manufacturer's type designation	
	1.3	Drive: electric (battery or mains), diesel, petrol, fuel gas	
	1.4	Operator type: hand, pedestrian, standing, seated, order-picker	
	1.5	Rated capacity / rated load	Q (t)
	1.6	Load centre distance	c (mm)
	1.8	Load distance, centre of drive axle to fork	x (mm)
	1.9	Wheelbase	y (mm)

WEIGHTS	2.1	Service weight	kg
	2.2	Axle loading, laden front/rear	kg
	2.3	Axle loading, unladen front/rear	kg

TYRES / CHASSIS	3.1	Tyres: L = pneumatic, V = solid, SE = Pneumatic Shape Solid	
	3.2	Tyre size, front	
	3.3	Tyre size, rear	
	3.5	Wheels, number front/rear (x = driven wheels)	
	3.6	Tread, front	b ₁₀ (mm)
	3.7	Tread, rear	b ₁₁ (mm)

DIMENSIONS	4.1	Tilt of mast/fork carriage forward/backward	α / β (°)
	4.2	Height, mast lowered	h ₁ (mm)
	4.3	Free lift ¶	h ₂ (mm)
	4.4	Lift ¶	h ₃ (mm)
	4.5	Height, mast extended ■	h ₄ (mm)
	4.7	Height of overhead guard (cabin) †	h ₆ (mm)
	4.8	Seat height relating to SIP/stand height ●	h ₇ (mm)
	4.12	Coupling height	h ₁₀ (mm)
	4.19	Overall length ‡	l' (mm)
	4.20	Length to face of forks ‡	l ₂ (mm)
	4.21	Overall width *	b ₁ /b ₂ (mm)
	4.22	Fork dimensions ISO 2331	s / e / l (mm)
	4.23	Fork carriage ISO 2328, class/type A, B	
	4.24	Fork carriage width ●	b ₃ (mm)
	4.31	Ground clearance, laden, below mast	m ₁ (mm)
	4.32	Ground clearance, centre of wheelbase	m ₂ (mm)
	4.34.1	Aisle width for pallets 1000 × 1200 crossways ★	Ast (mm)
	4.34.2	Aisle width for pallets 800 × 1200 lengthways ❖	Ast (mm)
	4.35	Turning radius	Wa (mm)
4.36	Internal turning radius	b ₁₃ (mm)	

PERFORMANCE DATA	5.1	Travel speed, laden/unladen ▽	km/h
	5.2	Lift speed, laden/unladen	m/s
	5.3	Lowering speed, laden/unladen	m/s
	5.5	Drawbar pull, laden/unladen **	N
	5.6	Max. drawbar pull, laden/unladen ***	N
	5.7	Gradeability, laden/unladen **** †	%
	5.8	Max. gradeability, laden/unladen *** †	%
	5.9	Acceleration time, laden/unladen ▽	s
	5.10	Service brake	

ELECTRIC-ENGINE	6.1	Drive motor rating S2 60 min	kW
	6.2	Lift motor rating at S3 15%	kW
	6.3	Battery according to DIN 43531/35/36 A, B, C, no	
	6.4	Battery voltage/nominal capacity K5	(V)/(Ah)
	6.5	Battery weight	kg
	6.6	Energy consumption according to VDI cycle △ †	kWh/h @Nr of Cycles

ADDITIONAL DATA	8.1	Type of drive unit	
	10.1	Operating pressure for attachments	bar
	10.2	Oil volume for attachments ❖	l/min
	10.7	Sound pressure level at the driver's seat L _{PAZ} Ⓢ	dB(A)
	10.8	Towing coupling, type DIN	

HYSTER		HYSTER	
A1.3XNT		A1.5XNT	
Electric (battery)		Electric (battery)	
Seated		Seated	
1.3		1.5	
500		500	
326		326	
1168		1222	

2700		2905	
3319	631	3755	649
1184	1516	1240	1665

SE		SE	
18x7-8		18x7-8	
18x7-8		18x7-8	
2 / 1X		2 / 1X	
836	896	836	896
-		-	

5 / 5		5 / 5	
2230		2230	
100		100	
3320		3320	
3868		3868	
2060 (1980 ✓)		2060 (1980 ✓)	
926		926	
540		540	
2724		2778	
1724		1778	
996	1056	996	1056
40	80	40	80
1000		1000	
IIA		IIA	
907		907	
88		88	
85		85	
3053		3107	
3176		3230	
1398		1452	
0		0	

12.0	12.5	12.0	12.5
0.30	0.51	0.30	0.51
0.50	0.46	0.50	0.46
951	975	942	970
6246	6221	6212	6242
8.2	12.1	7.3	11.2
16.3	24.3	14.5	22.4
5.6	4.7	5.7	4.9
Hydraulic		Hydraulic	

4.7		4.7	
6.0		6.0	
DIN 43535A		DIN 43535A	
24	735/875	24	840/1000
570	630	642	710
3.9		4.0	

AC		AC	
155		155	
20		20	
59		59	
Pin		Pin	

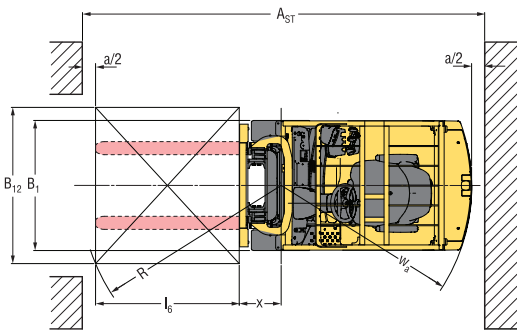
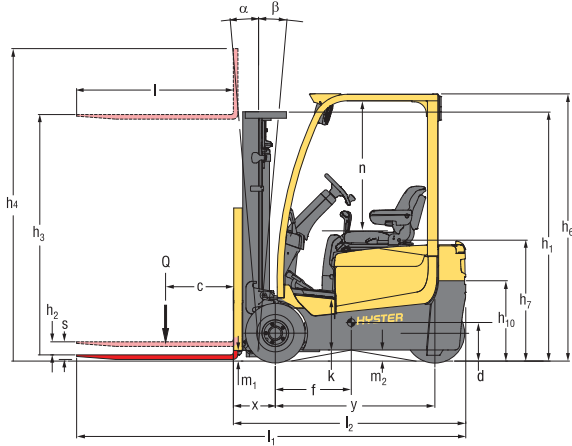
Specification data is based on VDI 2198

* Standard / Wide tread ** 60 minute rating *** 5 minute rating **** 30 minute rating

EQUIPMENT AND WEIGHT:

Weights (line 2.1) are based on the following specifications: Complete truck with 3360 mm 2 stage LFL mast with standard carriage, 1000 mm forks and load backrest, DIN battery configuration, manual hydraulics, pneumatic shaped solid drive and steer tyres

TRUCK DIMENSIONS



⊙ = Center of gravity of the unladen truck

$$R = \sqrt{(l_6 + x)^2 + \left(\frac{b_{12} - b_{13}}{2}\right)^2}$$

$A_{st} = W_a + x + R + a$ (see lines 4.34.1 & 4.34.2)

a = minimum working space (according to VDI = 200 mm, as recommended BITA = 300 mm)

l_6 = load length

NOTE:

Specifications are affected by the condition of the vehicle and how it is equipped, as well as the nature and condition of the operating area. If these specifications are critical, the proposed application should be discussed with your dealer.

- ‡ With mast vertical
- ⌋ Bottom of forks
- Without load backrest
- Add 32 mm with load backrest
- ★ 2 Stg and 3 Stg mast, deduct 3mm for FFL mast
- ❖ 2 Stg and 3 Stg mast, deduct 4mm for FFL mast
- Full suspension seat specified
- + h_6 subject to +/- 5 mm tolerance
- ◇ Variable
- ▽ HiP performance setting
- △ eLo performance setting
- + 45 cycles
- † Gradeability figures (lines 5.7 & 5.8), are provided for comparison of tractive performance, but are not intended to endorse the operation of the vehicle on the stated inclines.
- ◆ Stacking aisle width (lines 4.34.1 & 4.34.2) are based on the VDI standard calculation as shown on illustration. The British Industrial Truck Association recommends the addition of 100 mm to the total clearance (dimension a) for extra operating margin at the rear of the truck.
- ⊗ L_{PAZ} , measured according to the test cycles and based on the weighting values contained in EN12053
- ✓ Optional
- Full suspension seat specified. Add 40mm for seat in fully compressed position

MAST TABLES:

- ▶ Wide tread required. Standard tread possible, contact your Hyster dealer.
- ◇ Wide tread required. Standard tread not possible.
- ◆ Tilt speed reduced to 1° per second by mechanical tilt speed restrictors for mast heights 5000mm and above.
- ❖ Max fork height = $h_3 + s$
Integral sideshift is 906.2mm wide or 939mm with load backrest.
- Freelift (top of forks) = $h_2 + s$
- ▲ Add 721mm with load backrest extension.
- ✖ Add 723mm with load backrest extension.
- ✱ Deduct 723mm with load backrest extension.

NOTICE

Care must be exercised when handling elevated loads. When the carriage and/or load is elevated, truck stability is reduced. It is important that mast tilt in either direction be kept to a minimum when loads are elevated.

Operators must be trained and adhere to the instructions contained in the Operating Manual.

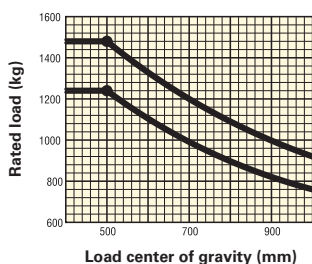
Hyster products are subject to change without notice. Lift trucks illustrated may feature optional equipment.

CE Safety:

This truck conforms to the current EU requirements.

Dimensions (mm)	A1.3XNT	A1.5XNT
d	525	520
f	655	700
k	485	485
n ¥	1026	1026

NOMINAL CAPACITY



Load center of gravity

Distance from front of forks to center of gravity of the load.

Rated load

Based on vertical masts up to 3 800 mm at the top of the forks

MAST AND CAPACITY INFORMATION

Values shown are for standard equipment. When using non-standard equipment these values may change. Please contact your Hyster dealer for information

A13-15XNT - Capacity Chart in kg @ Vista/Vista Plus

	Maximum Fork Height (mm) ❖	Back Tilt	Overall Lowered Height (mm)	Overall Extended Height (mm)	Free lift (top of forks) (mm) □
Vista Plus 2-Stage limited free lift	2860	5°	1980	3368 ▲	140
	3360	5°	2230	3868 ▲	140
	3860	5°	2580	4368 ▲	140
	4360	5°	2830	4868 ▲	140
	4860	5°	3180	5368 ▲	140
Vista 2-Stage full free lift	3018	5°	1980	3613 ✕	1405 *
	3218	5°	2080	3813 ✕	1505 *
	3718	5°	2330	4313 ✕	1755 *
	4338	5°	2680	4913 ✕	2105 *
Vista Plus 3-Stage full free lift	4300	5°	1980	4808 ✕	1472 *
	4600	5°	2080	5108 ✕	1572 *
	4900	5°	2180	5408 ✕	1672 *
	5200 ♣	5°	2330	5708 ✕	1822 *
	5500 ♣	5°	2430	6008 ✕	1922 *

A13-15XNT - Capacity Chart in kg @ 500mm Load Centre

	Pneumatic Shaped Solid Tyres				
	Maximum fork height (mm) ❖	Without sideshift		With integral sideshift	
		A1.3XNT	A1.5XNT	A1.3XNT	A1.5XNT
Vista Plus 2-Stage limited free lift	2900	1300	1500	1280	1480
	3360	1300	1500	1280	1480
	3860	1300	1500	1270	1470
	4360	1300	1500	1260	1460
	4860	1230	1430	1190	1390
Vista 2-Stage full free lift	3018	1300 ◇	1500 ◇	1260 ◇	1450 ◇
	3218	1300 ◇	1500 ◇	1250 ◇	1450 ◇
	3718	1300 ◇	1500 ◇	1250 ◇	1450 ◇
	4338	1300 ◇	1500 ◇	1230 ◇	1440 ◇
Vista Plus 3-Stage full free lift	4300	1300	1500	1240	1440
	4600	1300	1470	1220	1420
	4900	1220	1400	1160	1360
	5200 ♣	1170 ▶	1360 ▶	1110 ▶	1300 ▶
	5500 ♣	1110 ▶	1210 ▶	1050 ▶	1210 ▶

A13-15XNT - Capacity Chart in kg @ 600mm Load Centre

	Pneumatic Shaped Solid Tyres				
	Maximum fork height (mm) ❖	Without sideshift		With integral sideshift	
		A1.3XNT	A1.5XNT	A1.3XNT	A1.5XNT
Vista Plus 2-Stage limited free lift	2860	1150	1320	1150	1320
	3360	1150	1320	1140	1320
	3860	1150	1320	1130	1310
	4360	1150	1320	1130	1310
	4860	1090	1250	1070	1240
Vista 2-Stage full free lift	3018	1150 ◇	1320 ◇	1120 ◇	1300 ◇
	3218	1150 ◇	1320 ◇	1120 ◇	1300 ◇
	3718	1150 ◇	1320 ◇	1120 ◇	1300 ◇
	4338	1150 ◇	1320 ◇	1110 ◇	1290 ◇
Vista Plus 3-Stage full free lift	4300	1150	1320	1110	1290
	4600	1120	1290	1090	1270
	4900	1080	1250	1040	1220
	5200 ♣	1030 ▶	1200 ▶	960 ▶	1170 ▶
	5500 ♣	980 ▶	1140 ▶	940 ▶	1110 ▶

NOTE: To calculate truck capacities with alternative truck specifications to the ones shown in the above tables, please consult your Hyster dealer. The rated capacities shown are for masts in a vertical position on trucks equipped with standard or sideshift carriage, and nominal length forks. Masts above the maximum fork heights shown in the mast table are classified as high lift, and depending on the tyre/tread configuration may require reduced capacity, restricted back tilt or wide tread.

PRODUCT FEATURES

The A1.3-1.5XNT has been designed to manoeuvre in the tightest of spaces, to load and unload lorries in the most efficient manner and to move pallets in containers and warehouses, delivering a cost effective solution to meet the requirements of light/medium duty applications.

This series offers many functions and features, including eLo and HiP performance settings and a high mounted multi feature dash display, which are standard across the range of Hyster electric forklift trucks.

DEPENDABILITY

- Strong chassis construction provides excellent durability and stability, boosting driver confidence and enhancing productivity.
- The use of proven components, such as O-ring face seal fittings and sealed electrical connectors, as well as a CANbus communications network, ensure long term reliability.
- Hall-Effect sensors on the transmission replace internal encoder bearings, making the truck more reliable and decreasing downtime.
- AC motor technology on traction and hoist allows the truck to work more reliably and for longer, reducing downtime significantly.
- A steel hood and durable side covers provide increased resistance to impact damage and general wear and tear.
- Durable, quality components mean long term reliability and lower maintenance costs. Virtually maintenance free components such as AC motors mean that Hyster Electrics require a full service check only after 1 000 hours.
- In-built thermal protection on the traction motor protects truck components, leading to reduced maintenance costs.
- Fast delivery of diagnostic information allows precise troubleshooting, easy maintenance planning and lower costs.
- Available options, which help to reduce operating costs, include; Return to set tilt*, light kits, integral side shift, non-marking tyres, load backrest, extended warranty.

LOW COST OF OPERATION

- Hyster intelligent design delivers the right balance (e-Balance) of performance, manoeuvrability and battery shift life, matched to the application, providing productivity and throughput at less cost.
- The eLo (Energy-Low) performance setting reduces energy costs, delivering the lowest energy consumption of 3.9kWh/h (1.3t) and 4.0 kW/h (1.5t) on the VDI 2198 test (45 cycles).
- The Vehicle System Manager (VSM) allows adjustment of truck performance parameters as well as monitoring key functions, leading to application matched performance and low maintenance.

ERGONOMICS

- The truck has been intelligently designed, focusing on the operator. Generous foot space, an intuitive pedal arrangement and a low step height offer a comfortable working space for the driver. This means on/off access and driving in reverse cause less fatigue over long shifts.
- The operator compartment features a standard full suspension seat with 80mm suspension travel. This helps to provide unrivalled operator comfort and a smooth ride, delivering low vibration levels from 0.3-0.5m/s², reducing the chance of back problems.
- A class leading low noise level of 59dB(A) reduces the stress on operators making them more productive for longer by ensuring that they are comfortable at all times.

PRODUCT FEATURES

ERGONOMICS

- The optional adjustable mini-lever module armrest with built in hydraulic controls, integrated directional control, emergency off switch and horn offers the ultimate in comfort and control.
- A 'Heads-up' display keeps the driver's field of vision clear but provides him with 'at a glance' information on truck operating conditions or performance settings and also allows for maximum storage space in the dash.
- Available options, which enhance ergonomics include; high backrest seat with lumbar support and headrest, telescopic steering column with memory tilt, Monotrol pedal.

PRODUCTIVITY

- 24 volt rear-wheel drive with AC motors throughout provides smooth acceleration and excellent travel, torque and lifting performance. This is combined with regenerative braking to deliver efficient load handling.
- The A1.3XNT is the most compact truck in its class, with the tightest turning circle for excellent manoeuvrability in working aisles (AST with 1000 x 1200mm wide pallet = 3053mm with 40mm thick forks). This allows the operator to move faster with more confidence in restricted spaces or congested loading/ unloading bays. An overall truck width of 996mm facilitates block stacking wherever space is at a premium.
- The Vista Plus mast offers class leading visibility allowing the operator to work quicker when picking and depositing loads.
- 735-875Ah (1.25t) and 840-1000Ah (1.5t) batteries are available to ensure optimal shift life is achieved between charges.

- The HiP (High Productivity) performance setting delivers a competitive top speed of 12.0km/h (laden) and lifting speed of 0.3m/s (laden), easily meeting the requirements of medium duty applications.
- Available options, which enhance productivity: A choice of 11 standard masts, TouchPoint™ mini levers, Return to set tilt, light kits, integral sideshift.

SERVICEABILITY

- Access to diagnostic information via the display or plug-in point on the steering column allows engineers to monitor truck conditions and plan maintenance requirements.
- Easily removable two-piece floor plate provides easy access to power contactor, fuses and relays.
- The truck is fully serviceable without having to remove the battery – the motor, pump, controller and oil tank are easily accessible.
- Downtime for service requirements is minimised, thanks to features such as maintenance free AC motors, DIN wheel nuts, self-adjusting service brakes and gear driven steering (no chain - no lubrication required), as well as extended service intervals:
- Standard service interval is 1000 hours / 6 months, the drive axle / transmission oil change is 4000 hours and the hydraulic oil change is 4000 hours. The standard warranty is 2000 hours or one year and the powertrain warranty is 4000 hours or two years.
- Available options, which enhance serviceability include; extended warranty = 6000 hours, and a programmable maintenance reminder.

OPTIONS

- 11 standard mast offerings
- Wide tread (front) for wide load handling
- Load backrest and forks
- Integral sideshift
- Non-marking tyres
- High backrest seat with lumbar support and headrest
- Telescopic steering column with memory tilt
- Monotrol
- LED light packages with visible alarm strobe
- Audible back up alarm
- 12V power outlet
- Batteries and chargers
- Extended Warranty (36 months / 6000 hours)
- Dual internal and Panoramic mirror
- Load weight indicator
- Impact sensor
- Keyless start with Operator ID
- Daily Operator checklist
- System Monitoring
- TouchPoint™ Mini levers
- Return to Set Tilt (RTST)
- Front screen (with wiper) and top screen
- Sub-zero cold store construction
- Automatic speed reduction when cornering



STRONG PARTNERS. TOUGH TRUCKS.™

FOR DEMANDING OPERATIONS, EVERYWHERE.

Hyster supplies a complete range of warehouse equipment, IC and electric counterbalanced trucks, container handlers and reach stackers. Hyster is committed to being much more than a lift truck supplier.

Our aim is to offer a complete partnership capable of responding to the full spectrum of material handling issues: Whether you need professional consultancy on your fleet management, fully qualified service support, or reliable parts supply, you can depend on Hyster.

Our network of highly trained dealers provides expert, responsive local support. They can offer cost-effective finance packages and introduce effectively managed maintenance programmes to ensure that you get the best possible value. Our business is dealing with your material handling needs so you can focus on the success of your business today and in the future.



HYSTER EUROPE

Centennial House, Frimley Business Park, Frimley, Surrey, GU16 7SG, England.

Tel: +44 (0) 1276 538500



www.hyster.eu



infoeurope@hyster.com




[/HysterEurope](https://www.facebook.com/HysterEurope)




[@HysterEurope](https://twitter.com/HysterEurope)



[/HysterEurope](https://www.youtube.com/HysterEurope)

HYSTER  and FORTENS are registered trademarks in the European Union and certain other jurisdictions.

MONOTROL is a registered trademark, and DURAMATCH and  are trademarks in the United States and in certain other jurisdictions.

Hyster products are subject to change without notice. Lift trucks illustrated may feature optional equipment.

A division of NACCO Materials Handling Limited.