



**STRONG PARTNERS.
TOUGH TRUCKS.™**



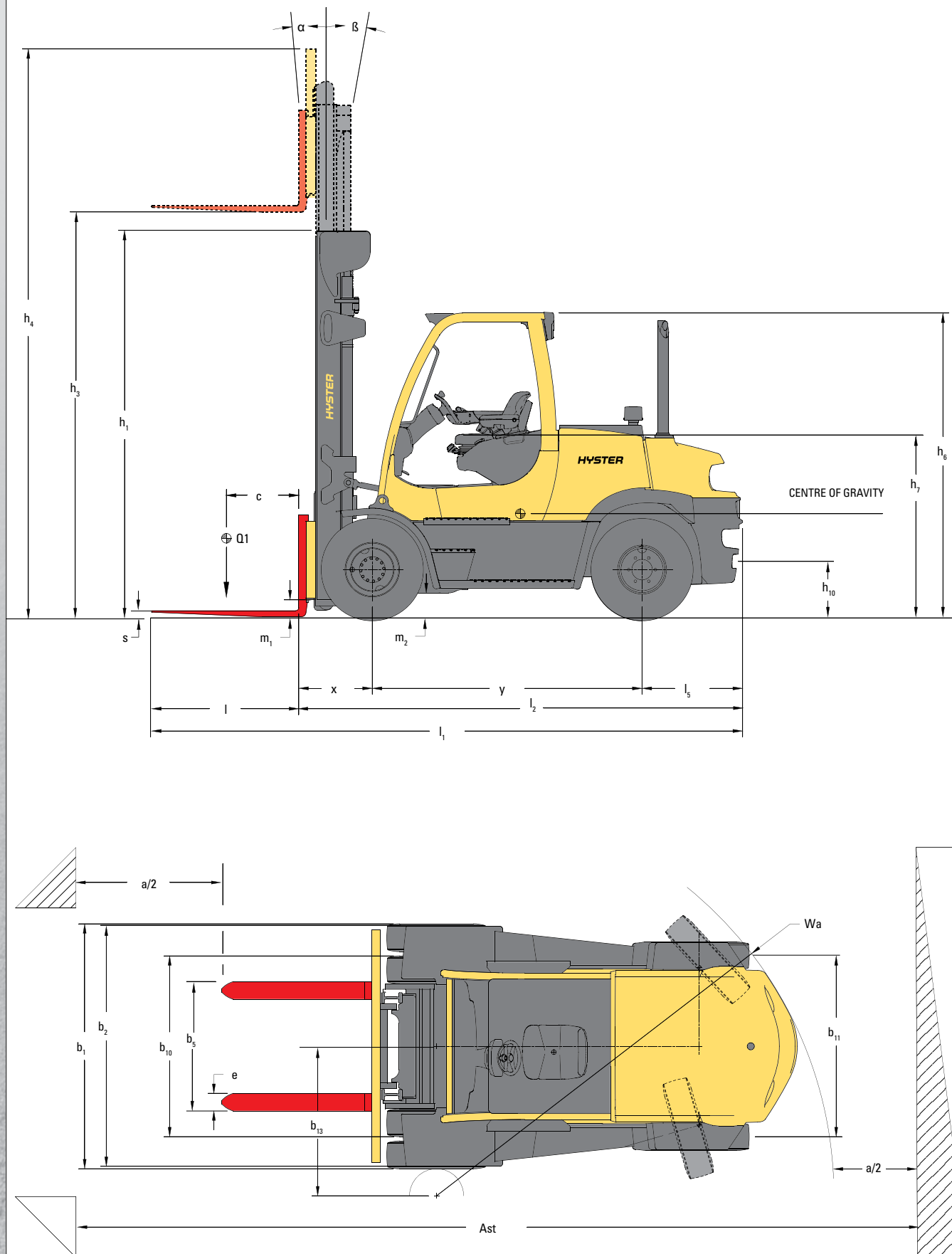
H6.0-8.0FT SERIES TECHNICAL GUIDE



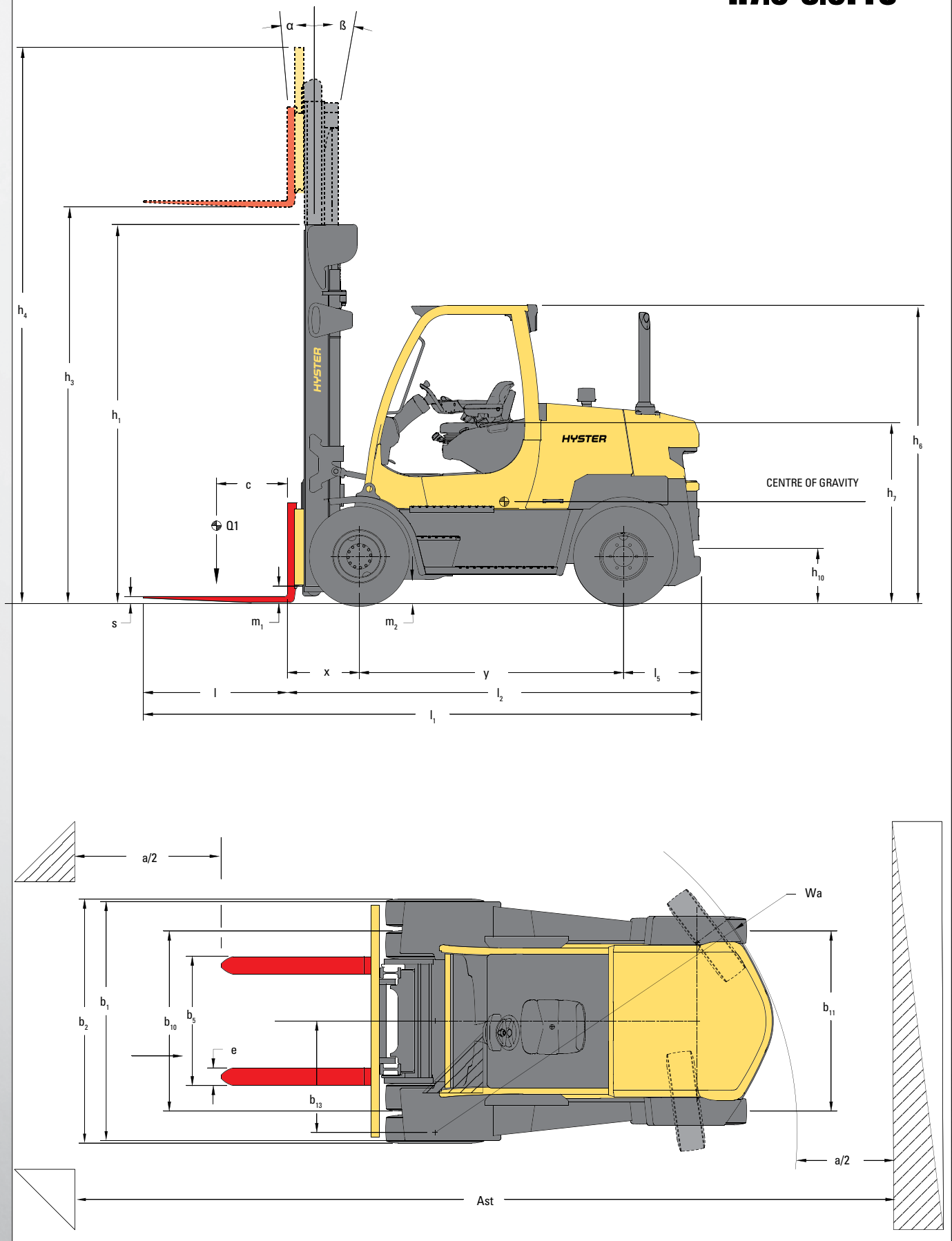
WWW.HYSTER.COM

> DIMENSIONS

H6.0-7.0FT



H7.0-8.0FTS



> H6.0FT SPECIFICATIONS

GENERAL	1-1	Manufacturer			HYSTER		HYSTER		HYSTER	
	1-2	Model designation			H6.0FT		H6.0FT		H6.0FT	
		Model			FORTENS™		FORTENS™		FORTENS™ Advance	
		Engine			PSI 4.3L 71.6 kW		PSI 4.3L 71.6 kW		PSI 4.3L 71.6 kW	
		Transmission			Electronic Powershift		Electronic Powershift		DuraMatch™ 3	
					2-speed		2-speed with Soft Shift Power reversal		3-speed	
		Brakes			Oil-immersed		Oil-immersed		Oil-immersed	
	1-3	Powertrain / drivetrain			LPG		LPG		LPG	
	1-4	Operator type			Seated		Seated		Seated	
	1-5	Rated capacity / rated load	Q	kg	6,000		6,000		6,000	
WT.	1-6	Load center distance	c	mm	600		600		600	
	1-8	Load distance	x	mm	609		609		609	
	1-9	Wheelbase	y	mm	2,235		2,235		2,235	
WT.	2-1	Service weight		kg	8,944		8,944		8,944	
	2-2	Axle loading with load, front / rear		kg	13,703	1,443	13,703	1,443	13,703	1,443
	2-3	Axle loading without load, front / rear		kg	4,147	4,797	4,147	4,797	4,147	4,797
WHEELS	3-1	Tyre type			Pneumatic		Pneumatic		Pneumatic	
	3-2	Tyre size, front			8.25x15 14PR		8.25x15 14PR		8.25x15 14PR	
	3-3	Tyre size, rear			8.25x15 14PR		8.25x15 14PR		8.25x15 14PR	
	3-5	Wheels, number front / rear (x = driven wheels)			x4 / 2		x4 / 2		x4 / 2	
	3-6	Tread, front	b ₁₀	mm	1,846		1,846		1,846	
	3-7	Tread, rear	b ₁₁	mm	1,536		1,536		1,536	
DIMENSIONS	4-1	Mast tilt, forward / backward	α/β	deg	5° / 10°		5° / 10°		5° / 10°	
	4-2	Height, mast lowered	h ₁	mm	2,540		2,540		2,540	
	4-3	Free lift (1)	h ₂	mm	100		100		100	
	4-4	Lift (1)	h ₃	mm	2,940		2,940		2,940	
	4-5	Height, mast extended (2)	h ₄	mm	4,195		4,195		4,195	
	4-7	Height of overhead guard (open cab) (3)	h ₆	mm	2,549		2,549		2,549	
	4-7-1	Height of overhead guard (closed cab)	h ₆	mm	2,531		2,531		2,531	
	4-8	Seat height to SIP (4)	h ₇	mm	1,547		1,547		1,547	
	4-12	Coupling height	h ₁₀	mm	467		467		467	
	4-19	Overall length	l ₁	mm	4,813		4,813		4,813	
	4-20	Length to face of forks	l ₂	mm	3,613		3,613		3,613	
	4-21	Overall width	b ₂	mm	2,082		2,082		2,082	
	4-22	Fork dimensions ISO 2331	s/e/l	mm	60 / 150 / 1,200		60 / 150 / 1,200		60 / 150 / 1,200	
	4-23	Fork carriage type			IV A		IV A		IV A	
	4-24	Fork carriage width (5)	b ₃	mm	1,980		1,980		1,980	
	4-31	Ground clearance, laden, below mast	m ₁	mm	125		125		125	
	4-32	Ground clearance, centre of wheelbase	m ₂	mm	253		253		253	
	4-34-1	Aisle width with pallets 1 000 long x 1 200 crossways	Ast	mm	5,129		5,129		5,129	
	4-34-2	Aisle width with pallets 800 wide x 1 200 crossways	Ast	mm	5,329		5,329		5,329	
	4-35	Outside turning radius	W _a	mm	3,320		3,320		3,320	
	4-36	Internal turning radius	b ₁₃	mm	1,271		1,271		1,271	
PERFORMANCE	5-1	Travel speed, with / without load		km/h	22.2	23.2	22.2	23.2	24.7	26.0
	5-1-1	Travel speed, with load / without load backwards		km/h	22.2	23.2	22.2	23.2	22.2	23.2
	5-2	Lifting speed, with / without load		m/s	0.52	0.52	0.52	0.52	0.52	0.52
	5-3	Lowering speed with / without load		m/s	0.58	0.53	0.58	0.53	0.58	0.53
	5-5	Drawbar pull, with / without load		kN	33.9	24.4	33.9	24.4	44.5	24.4
	5-7	Gradeability, with / without load		%	23	29	23	29	31	29
	5-9	Acceleration time, with / without load		sec	On request		On request		On request	
	5-10	Service brake			Hydraulic		Hydraulic		Hydraulic	
	7-5	Fuel consumption according to VDI cycle			6.7		6.7		7.5	

H7.0FT SPECIFICATIONS <

GENERAL	1-1	Manufacturer			HYSTER		HYSTER		HYSTER	
	1-2	Model designation			H7.0FT		H7.0FT		H7.0FT	
		Model			FORTENS™		FORTENS™		FORTENS™ Advance	
		Engine			PSI 4.3L 71.6 kW		PSI 4.3L 71.6 kW		PSI 4.3L 71.6 kW	
		Transmission			Electronic Powershift		Electronic Powershift		DuraMatch™ 3	
					2-speed		2-speed with Soft Shift Power reversal		3-speed	
		Brakes			Oil-immersed		Oil-immersed		Oil-immersed	
	1-3	Powertrain / drivetrain			LPG		LPG		LPG	
	1-4	Operator type			Seated		Seated		Seated	
	1-5	Rated capacity / rated load	Q	kg	7,000		7,000		7,000	
WT.	1-6	Load center distance	c	mm	600		600		600	
	1-8	Load distance	x	mm	609		609		609	
	1-9	Wheelbase	y	mm	2,235		2,235		2,235	
WT.	2-1	Service weight		kg	10,191		10,191		10,191	
	2-2	Axle loading with load, front / rear		kg	14,909	2,282	14,909	2,282	14,909	2,282
	2-3	Axle loading without load, front / rear		kg	4,122	6,069	4,122	6,069	4,122	6,069
WHEELS	3-1	Tyre type			Pneumatic		Pneumatic		Pneumatic	
	3-2	Tyre size, front			8.25x15 14PR		8.25x15 14PR		8.25x15 14PR	
	3-3	Tyre size, rear			8.25x15 14PR		8.25x15 14PR		8.25x15 14PR	
	3-5	Wheels, number front / rear (x = driven wheels)			x4 / 2		x4 / 2		x4 / 2	
	3-6	Tread, front	b ₁₀	mm	1,846		1,846		1,846	
	3-7	Tread, rear	b ₁₁	mm	1,536		1,536		1,536	
DIMENSIONS	4-1	Mast tilt, forward / backward	α/β	deg	5° / 10°		5° / 10°		5° / 10°	
	4-2	Height, mast lowered	h ₁	mm	2,540		2,540		2,540	
	4-3	Free lift (1)	h ₂	mm	100		100		100	
	4-4	Lift (1)	h ₃	mm	2,940		2,940		2,940	
	4-5	Height, mast extended (2)	h ₄	mm	4,195		4,195		4,195	
	4-7	Height of overhead guard (open cab) (3)	h ₆	mm	2,549		2,549		2,549	
	4-7-1	Height of overhead guard (closed cab)	h ₆	mm	2,531		2,531		2,531	
	4-8	Seat height to SIP (4)	h ₇	mm	1,547		1,547		1,547	
	4-12	Coupling height	h ₁₀	mm	467		467		467	
	4-19	Overall length	l ₁	mm	4,877		4,877		4,877	
	4-20	Length to face of forks	l ₂	mm	3,677		3,677		3,677	
	4-21	Overall width	b ₂	mm	2,082		2,082		2,082	
	4-22	Fork dimensions ISO 2331	s/e/l	mm	60 / 150 / 1.200		60 / 150 / 1.200		60 / 150 / 1.200	
	4-23	Fork carriage type			IV A		IV A		IV A	
	4-24	Fork carriage width (5)	b ₃	mm	1,980		1,980		1,980	
	4-31	Ground clearance, laden, below mast	m ₁	mm	125		125		125	
	4-32	Ground clearance, centre of wheelbase	m ₂	mm	253		253		253	
	4-34-1	Aisle width with pallets 1 000 long x 1 200 crossways	Ast	mm	5,197		5,197		5,197	
	4-34-2	Aisle width with pallets 800 wide x 1 200 crossways	Ast	mm	5,397		5,397		5,397	
	4-35	Outside turning radius	W _a	mm	3,388		3,388		3,388	
	4-36	Internal turning radius	b ₁₃	mm	1,271		1,271		1,271	
PERFORMANCE	5-1	Travel speed, with / without load		km/h	22.1	23.2	22.1	23.2	24.5	26.0
	5-1-1	Travel speed, with load / without load backwards		km/h	22.1	23.2	22.1	23.2	21.1	23.2
	5-2	Lifting speed, with / without load		m/s	0.46	0.52	0.46	0.52	0.46	0.52
	5-3	Lowering speed with / without load		m/s	0.58	0.53	0.58	0.53	0.58	0.53
	5-5	Drawbar pull, with / without load		kN	33.6	23.6	33.6	23.6	44.5	23.6
	5-7	Gradeability, with / without load		%	21	26	21	26	29	26
	5-9	Acceleration time, with / without load		sec	On request		On request		On request	
	5-10	Service brake			Hydraulic		Hydraulic		Hydraulic	
	7-5	Fuel consumption according to VDI cycle			7.6		7.6		7.8	

> H7.OFTS SPECIFICATIONS

GENERAL	1-1	Manufacturer			HYSTER		HYSTER		HYSTER	
	1-2	Model designation			H7.OFTS		H7.OFTS		H7.OFTS	
		Model			FORTENS™		FORTENS™		FORTENS™ Advance	
		Engine			PSI 4.3L 71.6 kW		PSI 4.3L 71.6 kW		PSI 4.3L 71.6 kW	
		Transmission			Electronic Powershift		Electronic Powershift		DuraMatch™ 3	
					2-speed		2-speed with Soft Shift Power reversal		3-speed	
		Brakes			Oil-immersed		Oil-immersed		Oil-immersed	
	1-3	Powertrain / drivetrain			LPG		LPG		LPG	
	1-4	Operator type			Seated		Seated		Seated	
	1-5	Rated capacity / rated load	Q	kg	7,000		7,000		7,000	
WT.	1-6	Load center distance	c	mm	600		600		600	
	1-8	Load distance	x	mm	609		609		609	
	1-9	Wheelbase	y	mm	2,235		2,235		2,235	
WT.	2-1	Service weight		kg	10,191		10,191		10,191	
	2-2	Axle loading with load, front / rear		kg	14,909	2,282	14,909	2,282	14,909	2,282
	2-3	Axle loading without load, front / rear		kg	4,122	6,069	4,122	6,069	4,122	6,069
WHEELS	3-1	Tyre type			Pneumatic		Pneumatic		Pneumatic	
	3-2	Tyre size, front			8.25x15 14PR		8.25x15 14PR		8.25x15 14PR	
	3-3	Tyre size, rear			8.25x15 14PR		8.25x15 14PR		8.25x15 14PR	
	3-5	Wheels, number front / rear (x = driven wheels)			x4 / 2		x4 / 2		x4 / 2	
	3-6	Tread, front	b ₁₀	mm	1,846		1,846		1,846	
	3-7	Tread, rear	b ₁₁	mm	1,536		1,536		1,536	
DIMENSIONS	4-1	Mast tilt, forward / backward	α/β	deg	5° / 10°		5° / 10°		5° / 10°	
	4-2	Height, mast lowered	h ₁	mm	2,540		2,540		2,540	
	4-3	Free lift (1)	h ₂	mm	100		100		100	
	4-4	Lift (1)	h ₃	mm	2,940		2,940		2,940	
	4-5	Height, mast extended (2)	h ₄	mm	4,195		4,195		4,195	
	4-7	Height of overhead guard (open cab) (3)	h ₆	mm	2,549		2,549		2,549	
	4-7-1	Height of overhead guard (closed cab)	h ₆	mm	2,531		2,531		2,531	
	4-8	Seat height to SIP (4)	h ₇	mm	1,547		1,547		1,547	
	4-12	Coupling height	h ₁₀	mm	467		467		467	
	4-19	Overall length	l ₁	mm	4,695		4,695		4,695	
	4-20	Length to face of forks	l ₂	mm	3,495		3,495		3,495	
	4-21	Overall width	b ₂	mm	2,082		2,082		2,082	
	4-22	Fork dimensions ISO 2331	s/e/l	mm	60 / 150 / 1.200		60 / 150 / 1.200		60 / 150 / 1.200	
	4-23	Fork carriage type			IV A		IV A		IV A	
	4-24	Fork carriage width (5)	b ₃	mm	1,980		1,980		1,980	
	4-31	Ground clearance, laden, below mast	m ₁	mm	125		125		125	
	4-32	Ground clearance, centre of wheelbase	m ₂	mm	253		253		253	
	4-34-1	Aisle width with pallets 1 000 long x 1 200 crossways	Ast	mm	4,889		4,889		4,889	
	4-34-2	Aisle width with pallets 800 wide x 1 200 crossways	Ast	mm	5,089		5,089		5,089	
	4-35	Outside turning radius	W _a	mm	3,080		3,080		3,080	
	4-36	Internal turning radius	b ₁₃	mm	951		951		951	
PERFORMANCE	5-1	Travel speed, with / without load		km/h	22.0	23.1	22.0	23.1	24.5	25.9
	5-1-1	Travel speed, with load / without load backwards		km/h	22.0	23.1	22.0	23.1	22.0	23.1
	5-2	Lifting speed, with / without load		m/s	0.46	0.52	0.46	0.52	0.46	0.52
	5-3	Lowering speed with / without load		m/s	0.58	0.53	0.58	0.53	0.58	0.53
	5-5	Drawbar pull, with / without load		kN	33.5	24.1	33.5	24.1	44.5	24.1
	5-7	Gradeability, with / without load		%	20	25	20	25	25	32
	5-9	Acceleration time, with / without load		sec	On request		On request		On request	
	5-10	Service brake			Hydraulic		Hydraulic		Hydraulic	
	7-5	Fuel consumption according to VDI cycle			8.0		8.0		8.3	

H7.OFTS9 SPECIFICATIONS <

GENERAL	1-1	Manufacturer			HYSTER		HYSTER		HYSTER	
	1-2	Model designation			H7.OFTS9		H7.OFTS9		H7.OFTS9	
		Model			FORTENS™		FORTENS™		FORTENS™ Advance	
		Engine			PSI 4.3L 71.6 kW		PSI 4.3L 71.6 kW		PSI 4.3L 71.6 kW	
		Transmission			Electronic Powershift		Electronic Powershift		DuraMatch™ 3	
					2-speed		2-speed with Soft Shift Power reversal		3-speed	
		Brakes			Oil-immersed		Oil-immersed		Oil-immersed	
	1-3	Powertrain / drivetrain			LPG		LPG		LPG	
	1-4	Operator type			Seated		Seated		Seated	
	1-5	Rated capacity / rated load	Q	kg	7,000		7,000		7,000	
WT.	1-6	Load center distance	c	mm	600		600		600	
	1-8	Load distance	x	mm	609		609		609	
	1-9	Wheelbase	y	mm	2,235		2,235		2,235	
WT.	2-1	Service weight		kg	11,884		11,884		11,884	
	2-2	Axle loading with load, front / rear		kg	16,639	2,337	16,639	2,337	16,639	2,337
	2-3	Axle loading without load, front / rear		kg	4,783	7,101	4,783	7,101	4,783	7,101
WHEELS	3-1	Tyre type			Pneumatic		Pneumatic		Pneumatic	
	3-2	Tyre size, front			8.25x15 14PR		8.25x15 14PR		8.25x15 14PR	
	3-3	Tyre size, rear			8.25x15 14PR		8.25x15 14PR		8.25x15 14PR	
	3-5	Wheels, number front / rear (x = driven wheels)			x4 / 2		x4 / 2		x4 / 2	
	3-6	Tread, front	b ₁₀	mm	1,846		1,846		1,846	
	3-7	Tread, rear	b ₁₁	mm	1,536		1,536		1,536	
DIMENSIONS	4-1	Mast tilt, forward / backward	α/β	deg	5° / 10°		5° / 10°		5° / 10°	
	4-2	Height, mast lowered	h ₁	mm	2,540		2,540		2,540	
	4-3	Free lift (1)	h ₂	mm	100		100		100	
	4-4	Lift (1)	h ₃	mm	2,940		2,940		2,940	
	4-5	Height, mast extended (2)	h ₄	mm	4,195		4,195		4,195	
	4-7	Height of overhead guard (open cab) (3)	h ₆	mm	2,549		2,549		2,549	
	4-7-1	Height of overhead guard (closed cab)	h ₆	mm	2,531		2,531		2,531	
	4-8	Seat height to SIP (4)	h ₇	mm	1,547		1,547		1,547	
	4-12	Coupling height	h ₁₀	mm	467		467		467	
	4-19	Overall length	l ₁	mm	4,695		4,695		4,695	
	4-20	Length to face of forks	l ₂	mm	3,495		3,495		3,495	
	4-21	Overall width	b ₂	mm	2,082		2,082		2,082	
	4-22	Fork dimensions ISO 2331	s/e/l	mm	60 / 150 / 1.200		60 / 150 / 1.200		60 / 150 / 1.200	
	4-23	Fork carriage type			IV A		IV A		IV A	
	4-24	Fork carriage width (5)	b ₃	mm	1,980		1,980		1,980	
	4-31	Ground clearance, laden, below mast	m ₁	mm	125		125		125	
	4-32	Ground clearance, centre of wheelbase	m ₂	mm	253		253		253	
	4-34-1	Aisle width with pallets 1 000 long x 1 200 crossways	Ast	mm	4,959		4,959		4,959	
	4-34-2	Aisle width with pallets 800 wide x 1 200 crossways	Ast	mm	5,159		5,159		5,159	
	4-35	Outside turning radius	W _a	mm	3,145		3,145		3,145	
	4-36	Internal turning radius	b ₁₃	mm	951		951		951	
PERFORMANCE	5-1	Travel speed, with / without load		km/h	21.9	23.1	21.9	23.1	24.3	25.8
	5-1-1	Travel speed, with load / without load backwards		km/h	21.9	23.1	21.9	23.1	21.9	23.1
	5-2	Lifting speed, with / without load		m/s	0.36	0.36	0.36	0.36	0.36	0.36
	5-3	Lowering speed with / without load		m/s	0.41	0.37	0.41	0.37	0.41	0.37
	5-5	Drawbar pull, with / without load		kN	33.1	28.1	33.1	28.1	44.5	28.1
	5-7	Gradeability, with / without load		%	18	25	18	25	25	25
	5-9	Acceleration time, with / without load		sec	On request		On request		On request	
	5-10	Service brake			Hydraulic		Hydraulic		Hydraulic	
	7-5	Fuel consumption according to VDI cycle			6.8		6.8		8.1	

> H8.OFTS SPECIFICATIONS

GENERAL	1-1	Manufacturer			HYSTER		HYSTER		HYSTER	
	1-2	Model designation			H8.OFTS		H8.OFTS		H8.OFTS	
		Model			FORTENS™		FORTENS™		FORTENS™ Advance	
		Engine			PSI 4.3L 71.6 kW		PSI 4.3L 71.6 kW		PSI 4.3L 71.6 kW	
		Transmission			Electronic Powershift		Electronic Powershift		DuraMatch™ 3	
					2-speed		2-speed with Soft Shift Power reversal		3-speed	
		Brakes			Oil-immersed		Oil-immersed		Oil-immersed	
	1-3	Powertrain / drivetrain			LPG		LPG		LPG	
	1-4	Operator type			Seated		Seated		Seated	
	1-5	Rated capacity / rated load	Q	kg	8,000		8,000		8,000	
WT.	1-6	Load center distance	c	mm	600		600		600	
	1-8	Load distance	x	mm	609		609		609	
	1-9	Wheelbase	y	mm	2,235		2,235		2,235	
WT.	2-1	Service weight		kg	11,466		11,466		11,466	
	2-2	Axle loading with load, front / rear		kg	16,955	2,511	16,955	2,511	16,955	2,511
	2-3	Axle loading without load, front / rear		kg	4,654	6,812	4,654	6,812	4,654	6,812
WHEELS	3-1	Tyre type			Pneumatic		Pneumatic		Pneumatic	
	3-2	Tyre size, front			8.25x15 14PR		8.25x15 14PR		8.25x15 14PR	
	3-3	Tyre size, rear			8.25x15 14PR		8.25x15 14PR		8.25x15 14PR	
	3-5	Wheels, number front / rear (x = driven wheels)			x4 / 2		x4 / 2		x4 / 2	
	3-6	Tread, front	b ₁₀	mm	1,846		1,846		1,846	
	3-7	Tread, rear	b ₁₁	mm	1,536		1,536		1,536	
DIMENSIONS	4-1	Mast tilt, forward / backward	α/β	deg	5° / 10°		5° / 10°		5° / 10°	
	4-2	Height, mast lowered	h ₁	mm	2,540		2,540		2,540	
	4-3	Free lift (1)	h ₂	mm	100		100		100	
	4-4	Lift (1)	h ₃	mm	2,940		2,940		2,940	
	4-5	Height, mast extended (2)	h ₄	mm	4,195		4,195		4,195	
	4-7	Height of overhead guard (open cab) (3)	h ₆	mm	2,549		2,549		2,549	
	4-7-1	Height of overhead guard (closed cab)	h ₆	mm	2,531		2,531		2,531	
	4-8	Seat height to SIP (4)	h ₇	mm	1,547		1,547		1,547	
	4-12	Coupling height	h ₁₀	mm	467		467		467	
	4-19	Overall length	l ₁	mm	4,695		4,695		4,695	
	4-20	Length to face of forks	l ₂	mm	3,495		3,495		3,495	
	4-21	Overall width	b ₂	mm	2,082		2,082		2,082	
	4-22	Fork dimensions ISO 2331	s/e/l	mm	60 / 150 / 1.200		60 / 150 / 1.200		60 / 150 / 1.200	
	4-23	Fork carriage type			IV A		IV A		IV A	
	4-24	Fork carriage width (5)	b ₃	mm	1,980		1,980		1,980	
	4-31	Ground clearance, laden, below mast	m ₁	mm	125		125		125	
	4-32	Ground clearance, centre of wheelbase	m ₂	mm	253		253		253	
	4-34-1	Aisle width with pallets 1 000 long x 1 200 crossways	Ast	mm	4,959		4,959		4,959	
	4-34-2	Aisle width with pallets 800 wide x 1 200 crossways	Ast	mm	5,154		5,154		5,154	
	4-35	Outside turning radius	W _a	mm	3,145		3,145		3,145	
	4-36	Internal turning radius	b ₁₃	mm	951		951		951	
PERFORMANCE	5-1	Travel speed, with / without load		km/h	21.9	23.1	21.9	23.1	24.3	25.8
	5-1-1	Travel speed, with load / without load backwards		km/h	21.9	23.1	21.9	23.1	21.9	23.1
	5-2	Lifting speed, with / without load		m/s	0.36	0.36	0.36	0.36	0.36	0.36
	5-3	Lowering speed with / without load		m/s	0.41	0.37	0.41	0.37	0.41	0.37
	5-5	Drawbar pull, with / without load		kN	33.1	27.4	33.1	27.4	44.5	27.4
	5-7	Gradeability, with / without load		%	18	25	18	25	24	25
	5-9	Acceleration time, with / without load		sec	On request		On request		On request	
	5-10	Service brake			Hydraulic		Hydraulic		Hydraulic	
	7-5	Fuel consumption according to VDI cycle			9.6		9.6		9.9	

GENERAL	1-1	Manufacturer			HYSTER
	1-2	Model designation			H6.0-8.0FT
	1-3	Powertrain / drivetrain			LPG

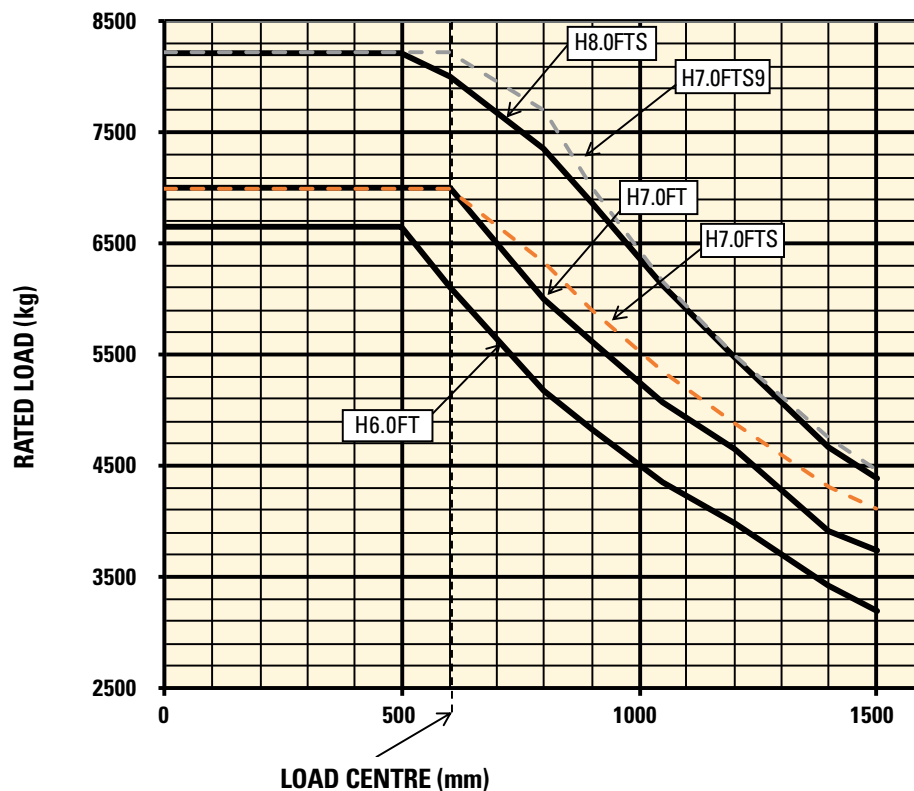
ENGINE	7-1	Engine manufacturer / model			PSI 4.3L
	7-2	Engine power output according to ISO 1585		kW	71.6
	7-3	Rated speed		min ⁻¹	2,400
	7-3-1	Engine torque @rpm (1/min)		Nm/min ⁻¹	285 @ 2,400
	7-4	Number of cylinders / displacement		# / cm ³	6 / 4302
	7-10	Battery voltage, rated capacity		V / Ah	12 / 132

DRIVE	8-1	Drive control / Transmission		Type / #	Hydrodynamic transmission
	8-2	Transmission manufacturer / type		Type / #	DANA
	8-6	Wheel drive / drive axle manufacturer / type		Type / #	DANA
	8-11	Service brake		Type	Hydraulic
	8-12	Parking brake		Type	Hand lever

MISC	10-1	Operating pressure for attachments		bar	155
	10-2	Oil volume for attachments (6)		l/m	83.3
	10-3	Hydraulic tank capacity		l	71.7
	10-7	Sound pressure level at driver's seat, (without/wuth cab) (7)	Lpaz	dB(A)	82
	10-7-1	Guaranteed sound power 2001/14/EC	Lwaz	dB	107
	10-7-2	Sound power level during the working cycle	Lwaz	dB	103
	10-8	Towing coupling, model / type			Yes / Pin

> RATED CAPACITIES

STANDARD HOOK TYPE CARRIAGE



Load centre - distance from front of forks to centre of gravity of load. Rated load - based on vertical mast.

> MAST AND CAPACITY INFORMATION

H6.0FT / H7.0FT / H7.0FTS RATED CAPACITY KG@ 600 MM LOAD CENTRE

	Maximum fork height h ₃ + s (mm)	Back tilt (°)	Lowered height h ₁ (mm)	Extended height h ₄ (mm) (1)	Free lift height h ₂ + s (m)	8.25 x 15-14 Dual pneumatic drive tyres					
						Carriage without sideshift (kg)			Carriage with integral sideshift (kg)		
						H6.0FT	H7.0FT	H7.0FTS	H6.0FT	H7.0FT	H7.0FTS
2-STAGE LIMITED FREE LIFT	3000	10°	2456	4350	100	6000	7000	7000	5760	6710	6710
	3400	10°	2656	4750	100	6000	7000	7000	5750	6700	6700
	4400	10°	3156	5750	100	6000	7000	7000	5700	6650	6650
	5400	10°	3656	6750	100	6000	7000	7000	5670	6620	6620
	6000	6°	3956	7350	100	5810	6800	6800	5480	6410	6410
3-STAGE FULL FREE LIFT	4700	6°	2536	6050	1385 (2)	6000	7000	7000	5560	6480	6480
	5600	6°	2836	6954	1685 (2)	5910	6900	6900	5450	6360	6360
	6200	6°	3086	7554	1935 (2)	5720	6700	6700	5260	6150	6150

H8.0FTS RATED CAPACITY KG@ 600 MM LOAD CENTRE

	Maximum fork height h ₃ + s (mm)	Back tilt (°)	Lowered height h ₁ (mm)	Extended height h ₄ (mm) (3)	Free lift height h ₂ + s (m)	8.25 x 15-14 Dual pneumatic drive tyres	
						Carriage without sideshift (kg)	Carriage with integral sideshift (kg)
						H8.0FTS	H8.0FTS
2-STAGE LIMITED FREE LIFT	3065	9°	2712	4350	0	8000	7960
	3565	9°	2962	4850	0	8000	7950
	4565	9°	3462	5850	0	8000	7930
	5565	9°	3962	6850	0	8000	7900
	6065	9°	4212	7350	0	7920	7810
3-STAGE FULL FREE LIFT	4615	6°	2702	6077	1565 (4)	8000	7410
	5515	6°	3002	6977	1865 (4)	8000	7390
	5965	6°	3152	7427	2015 (4)	7970	7360

H7.0FTS9 / H8.0FTS RATED CAPACITY KG@ 900 MM LOAD CENTRE

	Maximum fork height h ₃ + s (mm)	Back tilt (°)	Lowered height h ₁ (mm)	Extended height h ₄ (mm) (3)	Free lift height h ₂ + s (m)	8.25 x 15-14 Dual pneumatic drive tyres			
						Carriage without sideshift (kg)		Carriage with integral sideshift (kg)	
						H7.0FTS9	H8.0FTS	H7.0FTS	H8.0FTS
2-STAGE LIMITED FREE LIFT	3065	9°	2712	4350	0	7390	6770	6900	6320
	3565	9°	2962	4850	0	7380	6760	6890	6310
	4565	9°	3462	5850	0	7360	6740	6880	6290
	5565	9°	3962	6850	0	7340	6730	6860	6280
	6065	9°	4212	7350	0	7260	6650	6780	6200
3-STAGE FULL FREE LIFT	4615	6°	2702	6077	1565 (4)	6880	6340	6430	5920
	5515	6°	3002	6977	1865 (4)	6860	6320	6410	5900
	5965	6°	3152	7427	2015 (4)	6840	6300	6390	5880

NOTES:

Specifications are affected by the condition of the vehicle and how it is equipped, as well as the nature and condition of the operating area. Inform your dealer of the nature and condition of the intended operating area when purchasing your Hyster® truck.

- (1) Bottom of forks.
- (2) W/o load backrest.
- (3) h 6 subject to +/- 5 mm tolerance. 2549mm for Cab option.
- (4) Full suspension seat in depressed position.
- (5) Add 32mm with load backrest.
- (6) Variable.
- (7) Measured according to the test cycles and based on the weighting values contained in EN12053.

All capacities are according to EN1551.

MAST TABLES:

- (1) Deduct 224 with load backrest
- (2) Add 224 without load backrest
- (3) Deduct 125 without load backrest

CE Safety: This truck conforms to the current EU and ANSI requirements.

NOTICE:

Care must be exercised when handling elevated loads. Operators must be trained and must read, understand and follow the instructions contained in the Operating Manual.

All values are nominal values and they are subject to tolerances. For further information, please contact the manufacturer.

Hyster products are subject to change without notice.

Lift trucks illustrated may feature optional equipment. Values may vary with alternative configurations.

CERTIFICATION: Hyster lift trucks meet the design and construction requirements of B56.1-1969, per OSHA Section 1910.178(a)(2), and also comply with the B56.1 revision in effect at time of manufacture. Certification of compliance with the applicable ANSI standards appears on the lift truck. Performance specifications are for a truck equipped as described under Standard Equipment on this Technical Guide. Performance specifications are affected by the condition of the vehicle and how it is equipped, as well as by the nature, condition of the operating area, proper service and maintenance of the vehicle. If these specifications are critical, the proposed application should be discussed with your dealer.

NOTE: Specifications, unless otherwise listed, are for a standard truck without optional equipment.

Specification data is based on VDI 2198.

FEATURES AND OPTIONS



PERFORMANCE	STD	OPT
PSI 4.3L V6 LPG engine	X	
Powertrain Protection System with engine shutdown		X
High air intake	X	
High air intake with precleaner		X
Upswept Eexhaust with catalytic Converter		X
Counterweight rear eexhaust		X
Electronic Powershift 2 speed transmission		X
Electronic Powershift 2 speed transmission with softshift power reversal	X	
DuraMatch™ 3 speed transmission		X
Oil-immersed brakes	X	
DRIVE	STD	OPT
Traction speed limiter pre-set to 13km/h (adjustable)		X
Multiple traction speed limit 13/6 km/h		
Multiple traction speed limit 13/8 km/h		X
Multiple traction speed limit 13/10 km/h		X
Traction speed limit with carriage raised (500mm)		X
8.25 x 15-14 Pneumatic drive tyres (dual tread)	X	
8.25 R15 Pneumatic radial drive tyres (dual tread)		X
8.25 x 15 Superelastic drive tires (dual tread)		X
8.25 x 15 Non-marking superelastic drive tires (dual tread)		X
355/65 15 Superelastic drive tyres (standard tread)		X
8.25 x 15-14 Pneumatic steer tyres	X	
8.25 R15 Pneumatic Radial Steer Tyres		X
8.25 x 15 Superelastic steer tyres		X
8.25 x 15 Non-marking superelastic steer tyres		X
300 x 15 Superelastic steer tyres		X
LIFT	STD	OPT
Auto speed hydraulics		X
2 Stage limited free lift mast	X	
3 Stage full free lift mast		X
1 degree per second tilt speed restrictor		X
5° Forward / 10° Back mast tilt - H6.0FT / H7.0FT / H7.0FTS	X	
5° Forward / 6° back mast tilt		X
5° Forward / 9° Back mast tilt - H7.0FTS9 / H8.0FTS		X
10° Forward / 5° Back mast tilt		X
Hydraulic accumulator		X
HANDLING	STD	OPT
1805mm Hook type carriage - H7.0FTS	X	
1980mm Hook type carriage - H6.0FT / H7.0FT / H7.0FTS	X	
2030mm Hook type carriage - H7.0FTS9 / H8.0FTS	X	
Base carriage for integral attachment		X
Integral hook type side shift carriage		X
Integral hook type side shift carriage with fork positioner		X
Hook type carriage with hang-on sideshift		X
Hook type carriage with hang-on sideshift fork positioner		X
With carriage side thrust rollers		X
1220mm high load backrest	X	
1200 x 150 x 60mm hook type standard tapered forks - Class 4	X	
Different other type forks		X
ERGONOMICS	STD	OPT
2531mm overhead guard	X	
Operator pre-shift electronic checklist		X
Full steel cab		X
Full steel cab with air conditioning		X
Full suspension vinyl seat	X	
Full suspension swivel vinyl seat		X
Full suspension cloth seat		X
Full suspension cloth swivel seat		X
Full suspension vinyl seat with high backrest lumbar support and headrest		X
Full suspension cloth seat with high backrest lumbar support and headrest		X
Grammer air suspension vinyl seat		X
Grammer air suspension cloth seat		X
Black seat belt		X
Standard seat belt	X	

ERGONOMICS (continued)	STD	OPT
HI VIS red seat belt		X
HI VIS red seat belt with interlock		X
Air conditioning		X
Rear drive handle with horn button		X
Dash mounted 12V auxiliary power outlet		X
Manual lever hydraulic controls	X	
TouchPoint™ mini lever hydraulic controls		X
Joystick		X
Directional lever	X	
Integrated directional switch		X
Monotrol™		X
Load weight display		X
VISIBILITY	STD	OPT
Dual mirrors side view		X
Rear mounted color camera with LCD display		X
2 front and 1 rear LED work lights with stop, tail, indicator & reverse lights		X
2 front and 1 rear halogen work lights with stop, tail, indicator & reverse lights	X	
LED work light protection		X
Mast mounted LED lights		X
Hazard warning lights		X
OPERATION	STD	OPT
Turn assist system - H7.0FTS / H7.0FTS9 / H8.0FTS	X	
Audible reverse alarm		X
Amber strobe light		X
Pedestrian awareness light (P.A.L.)		X
Front pedestrian awareness light (P.A.L.)		X
Keyswitch start	X	
Operator password start		X
Push button start with operator password		X
Push button park brake		X
Battery disconnect switch		X
System monitoring package	X	
Premium monitoring package		X
Seat switch activated engine, lights and display shutdown system		X
Signal activated engine shutdownsystem		X
Impact monitor with 30s shutdown		X
Impact monitor with immediate shutdown		X
Full underbody mesh belly pan		X
Greasing system for base truck		X
Optical fuel level sensor		X
Pressure fuel level sensor		X
Counterweight mounted LPG bracket	X	
Side mounted single LPG tank bracket		X
Side mounted dual LPG tank bracket		X
Acme screw connector (non German, UK)		X
Union nut with handle connector (German, Balkans, Austria)		X
2 front / 1 rear lifting eyes		X
Wireless access card reader		X
Wireless monitoring - cell	X	
Wireless monitoring - wifi		X
Wireless verification		X
PACKAGES	STD	OPT
Cool Truck package which includes belly pan including brake line protection, exhaust wrap, fans in hood key activated and rubber front axle guard		X
APEREANCE	STD	OPT
Hyster yellow paint base truck	X	
Special paint colour		X
SUPPLEMENTAL	STD	OPT
Literature pack		X
CE certification		X
12 Months / 2,000 Hours manufacturers warranty	X	
36 Months / 6,000 Hours extended warranty		X

*Standard or optional in selected markets. Other options available through Special Products Engineering Department (SPED).
Contact Hyster for details.

STRONG PARTNERS. TOUGH TRUCKS.™

FOR DEMANDING OPERATIONS, EVERYWHERE.

Hyster supplies a complete range of warehouse equipment, IC and electric counterbalanced trucks, container handlers and reach stackers. Hyster is committed to being much more than a lift truck supplier.

Our aim is to offer a complete partnership capable of responding to the full spectrum of material handling issues: Whether you need professional consultancy on your fleet management, fully qualified service support, or reliable parts supply, you can depend on Hyster.

Our network of highly trained dealers provides expert, responsive local support. They can offer cost-effective finance packages and introduce effectively managed maintenance programmes to ensure that you get the best possible value. Our business is dealing with your material handling needs so you can focus on the success of your business today and in the future.



HYSTER EUROPE

Centennial House, Frimley Business Park, Frimley, Surrey, GU16 7SG, England.

Tel: +44 (0) 1276 538500



www.hyster.eu



infoeurope@hyster.com



[/HysterEurope](https://www.facebook.com/HysterEurope)





[@HysterEurope](https://twitter.com/HysterEurope)



[/HysterEurope](https://www.youtube.com/HysterEurope)



HYSTER-YALE UK LIMITED trading as Hyster Europe. Registered Address: Centennial House, Building 4.5, Frimley Business Park, Frimley, Surrey GU16 7SG, United Kingdom. Registered in England and Wales. Company Registration Number: 02636775.

©2020 HYSTER-YALE UK LIMITED, all rights reserved. HYSTER, , STRONG PARTNERS. TOUGH TRUCKS., MONOTROL and  are trademarks of HYSTER-YALE Group, Inc. Kubota is a trademark of Kubota Corporation. Grammer is a trademark of Grammer Seating Systems Ltd.

Hyster products are subject to change without notice. Forklift trucks illustrated may feature optional equipment.