

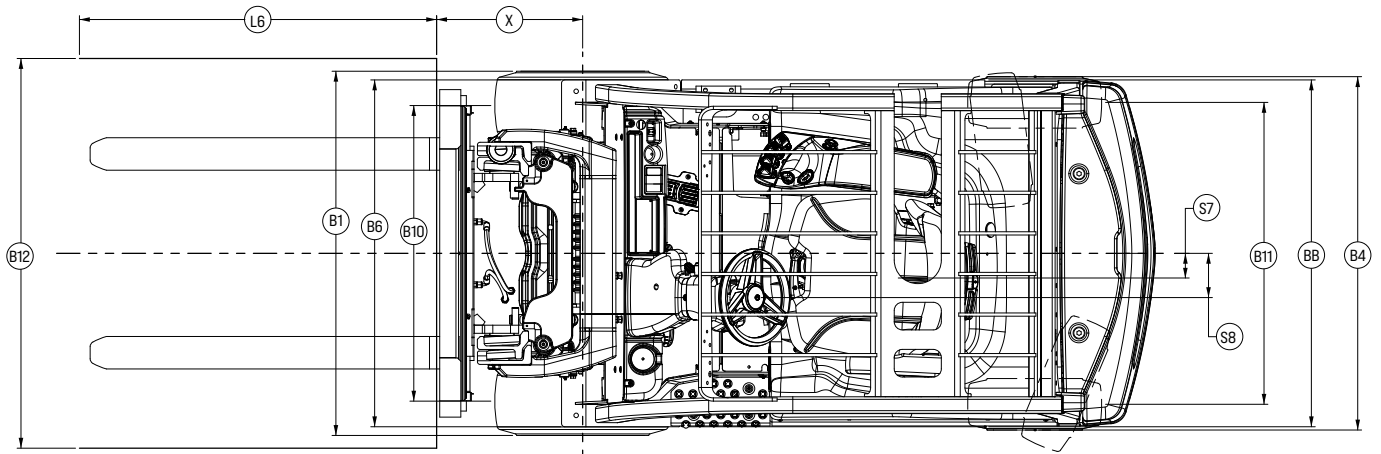
E2.2-3.5XN2 SERIES



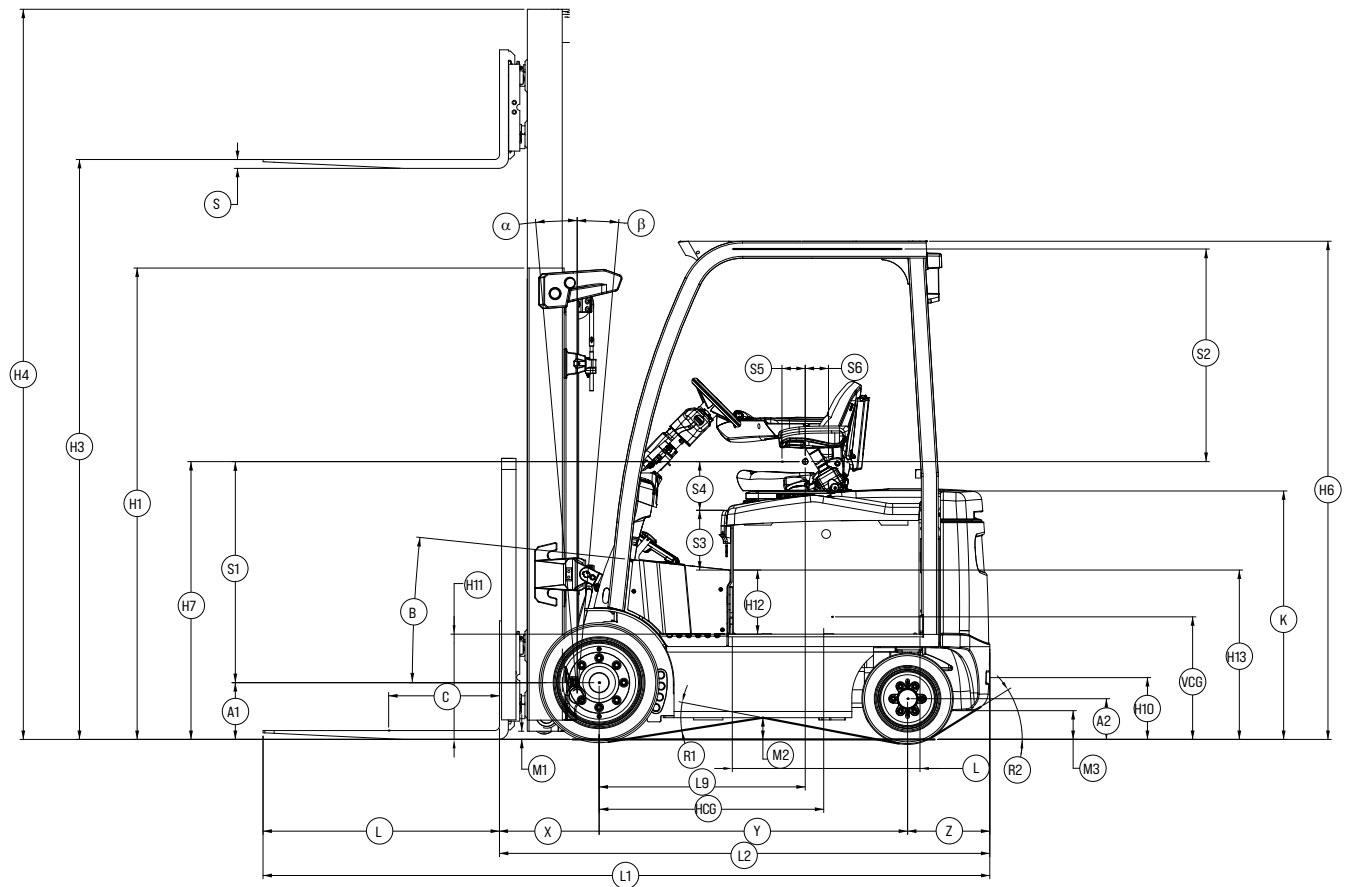
**4-WHEEL ELECTRIC
FORKLIFT TRUCK CUSHION TIRE**
Product Technical Guide



E2.2-3.5XN2 DIMENSIONS



Circled dimensions correspond to the line numbers on the tabulated chart inside the technical guide.
Dimensions are in inches (millimeters).



Circled dimensions correspond to the line numbers on the tabulated chart inside the technical guide.
Dimensions are in inches (millimeters).

E2.2XN2 SPECIFICATIONS

| | | | | | | |
|-----------------------------------|--|---|------------------|--------|-------------------------|-------------|
| GENERAL | 1-1 | Manufacturer | | | Hyster | |
| | 1-2 | Model designation | | | E2.2XN2 | |
| | 1-2-1 | Model | | | Standard | |
| | 1-3 | Drive: electric (battery or mains), diesel, petrol, LPG | | | Electric (battery) | |
| | 1-4 | Operator type: hand, pedestrian, standing, seated, order-picker | | | Seated | |
| | 1-5 | Rated capacity/rated load | Q | kg | 2200 | |
| | 1-6 | Load centre distance | c | mm | 500 | |
| | 1-8 | Load distance, centre of drive axle to fork | x | mm | 425 | |
| | | Battery Compartment Width | | mm | 992 | |
| | | Battery Compartment Height | | mm | 607 / 594 | |
| | Nominal Battery Compartment | | mm | 700 | 847 | |
| | Wheelbase | y | mm | 1245 | 1392 | |
| WEIGHT | 2-1 | Service weight (1) | | kg | 4791 | 4906 |
| | 2-2 | Axle loading laden, front/rear (1) | | kg | 5726 / 1264 | 5745 / 1361 |
| | 2-3 | Axle loading unladen, front/rear (1) | | kg | 1894 / 2897 | 2085 / 2821 |
| WHEELS | 3-1 | Tyres, front/rear | | | Cushion, lug | |
| | 3-2 | Tyre size, front | | in | 21 x 7 x 15 | |
| | 3-3 | Tyre size, rear | | in | 16 x 5 x 10.5 | |
| | 3-5 | Number of wheels, front/rear (X = driven) | | | 2x / 2 | |
| | 3-6 | Tread, front, standard / wide | b10 | mm | 883 / 1070 | |
| | 3-7 | Tread, rear | b11 | mm | 945 | |
| | | Tilt of mast / fork carriage forward / backward | α / β | [o] | 5 / 5 | |
| DIMENSIONS | 4-2 | Height, mast lowered | h1 | mm | 2132 | |
| | 4-3 | Free lift (2) | h2 | mm | 100 | |
| | 4-4 | Lift (2) | h3 | mm | 3220 | |
| | 4-5 | Height, mast extended (3) | h4 | mm | 3827 | |
| | 4-7 | Height of overhead guard (4) | h6 | mm | 2248 | |
| | 4-8 | Seat height relating to SIP/stand height (5) | h7 | mm | 1238 | |
| | 4-12 | Coupling height | h10 | mm | 279 | |
| | 4-19 | Overall length | l1 | mm | 3108 | 3245 |
| | 4-20 | Length to face of forks (6) | l2 | mm | 2041 | 2178 |
| | 4-21 | Overall width, Standard / wide | b1 | mm | 1068 / 1247 | |
| | 4-22 | Fork dimensions DIN ISO 2331 | s/e/l | mm | 40 x 100 x 1000 | |
| | 4-23 | Fork carriage ISO 2328, class/type A, B | | | II A | |
| | 4-24 | Fork carriage width (7) | b3 | mm | 977 | |
| | 4-31 | Ground clearance, laden, below mast | m1 | mm | 84 | |
| | 4-32 | Ground clearance, centre of wheelbase | m2 | mm | 98 | |
| | 4-33 | Load dimensions b12 x l6 crossways | b12/l6 | mm | 1200 x 1000 | |
| | 4-34-1 | Aisle width for pallets 1000 x 1200 crossways (8) | Ast | mm | 3353 | 3457 |
| | 4-34-2 | Aisle width for pallets 800 x 1200 lengthways (8) | Ast | mm | 3508 | 3615 |
| | 4-35 | Turning radius | Wa | mm | 1669 | 1779 |
| | 4-36 | Internal turning radius | b13 | mm | 186 | 208 |
| 4-41 | 90° intersecting aisle (with pallet W = 1200mm, L = 1000mm) | W2 | mm | 1810 | 1855 | |
| 4-42 | Step height (from ground to running board) | | mm | 475 | 475 | |
| 4-43 | Step height (between intermediate steps between running board and floor) | | mm | 289 | 289 | |
| PERFORMANCE | | | | | DURAMATCH | |
| | 8-1 | Drive control | | | Permanent Magnet | |
| | 6-4 | Battery voltage/nominal capacity K5 | | V / Ah | 80 | |
| | 5-1 | Travel speed, laden/unladen, Extended shift off (9) | | km/h | 20.1/19.7 | |
| | 5-1-1 | Travel speed, laden/unladen, Extended shift on (9) | | km/h | 20.1/19.6 | |
| | 5-2 | Lift speed, laden/unladen, 2-stg LFL | | m/s | 0.65/0.67 | |
| | 5-2-1 | Lift speed, laden/unladen, 2-stg FFL | | m/s | 0.6/0.62 | |
| | 5-2-2 | Lift speed, laden/unladen, 3-stg FFL | | m/s | 0.62/0.63 | |
| | 5-2-3 | Lift speed, laden/unladen, 4-stg FFL | | m/s | 0.6/0.6 | |
| | 5-3 | Lowering speed, laden/unladen, 2-stg LFL | | m/s | 0.65/0.55 | |
| | 5-3-1 | Lowering speed, laden/unladen, 2-stg FFL | | m/s | 0.6/0.5 | |
| | 5-3-2 | Lowering speed, laden/unladen, 3-stg FFL | | m/s | 0.61/0.52 | |
| | 5-3-3 | Lowering speed, laden/unladen, 4-stg FFL | | m/s | 0.45/0.39 | |
| | 5-5 | Drawbar pull, laden / unladen, 60 minute rating ** | | N | 15470/15850 | |
| | 5-6 | Maximum drawbar pull, laden / unladen, 5 minute rating *** | | N | 25330/25710 | |
| | 5-7 | Gradeability, laden / unladen, 30 minute rating **** (10) | | % | 29/25 | |
| | 5-8 | Maximum gradability, laden / unladen, *** (10) | | % | 41/25 | |
| | 5-8-1 | Gradeability, laden / unladen, 60 minute rating | | % | 24/25 | |
| | 5-9 | Acceleration time, laden/unladen, 15m (9) | | s | 5.2/4.8 | |
| | 5-10 | Service brake | | | Wet Disc - Oil immersed | |
| ELECTRIC DRIVE ADDITIONAL DATA | 6-1 | Drive motor rating S2 60 min | | kW | 2x 12 | |
| | 6-2 | Lift motor rating at S3 15% | | kW | 21.5 | |
| | 6-3 | Battery according to DIN 43531/35/36 A, B, C, no | | | No | |
| | 6-6 | Energy consumption according to DIN EN 16796 (11) | | kWh/h | 5.2 | |
| ADDITIONAL DATA | 10-1 | Operating pressure for attachments | | bar | 180 | |
| | 10-2 | Oil volume for attachments (12) | | l/min | 40 | |
| | 10-3 | Hydraulic oil tank, capacity | | l | 21.2 | |
| | 10-7 | Sound pressure level at the driver's seat (13) | | dB [A] | 71 | |
| 10-8 | Towing coupling, type DIN | | | Pin | | |

E2.5XN2 SPECIFICATIONS

| | | | | | |
|-----------------|--|---|------------------|-------------------------|---------------------------|
| GENERAL | 1-1 | Manufacturer | | | Hyster |
| | 1-2 | Model designation | | | E2.5XN2 |
| | 1-2-1 | Model | | | Standard |
| | 1-3 | Drive: electric (battery or mains), diesel, petrol, LPG | | | Electric (battery) |
| | 1-4 | Operator type: hand, pedestrian, standing, seated, order-picker | | | Seated |
| | 1-5 | Rated capacity/rated load | Q | kg | 2500 |
| | 1-6 | Load centre distance | c | mm | 500 |
| | 1-8 | Load distance, centre of drive axle to fork | x | mm | 425 |
| | | Battery Compartment Width | | mm | 992 |
| | | Battery Compartment Height | | mm | 607 / 594 |
| | Nominal Battery Compartment | | mm | 700 847 | |
| WEIGHT | 1-9 | Wheelbase | y | mm | 1245 1392 |
| | 2-1 | Service weight (1) | | kg | 4962 4863 |
| | 2-2 | Axle loading laden, front/rear (1) | | kg | 6148 / 1314 6239 / 1123 |
| WHEELS | 2-3 | Axle loading unladen, front/rear (1) | | kg | 1793 / 3162 2080 / 2783 |
| | 3-1 | Tyres, front/rear | | | Cushion, lug |
| | 3-2 | Tyre size, front | | in | 21 x 7 x 15 |
| | 3-3 | Tyre size, rear | | in | 16 x 5 x 10.5 |
| | 3-5 | Number of wheels, front/rear (X = driven) | | | 2x / 2 |
| | 3-6 | Tread, front, standard / wide | b10 | mm | 883 / 1070 |
| | 3-7 | Tread, rear | b11 | mm | 945 |
| | 4-1 | Tilt of mast / fork carriage forward / backward | α / β | ($^{\circ}$) | 5 / 5 |
| | 4-2 | Height, mast lowered | h1 | mm | 2131 |
| | DIMENSIONS | 4-3 | Free lift (2) | | mm |
| 4-4 | | Lift (2) | | mm | 3220 |
| 4-5 | | Height, mast extended (3) | h4 | mm | 3827 |
| 4-7 | | Height of overhead guard (4) | h6 | mm | 2248 |
| 4-8 | | Seat height relating to SIP/stand height (5) | h7 | mm | 1238 |
| 4-12 | | Coupling height | h10 | mm | 279 |
| 4-19 | | Overall length | l1 | mm | 3108 3245 |
| 4-20 | | Length to face of forks (6) | l2 | mm | 2041 2178 |
| 4-21 | | Overall width, Standard / wide | b1 | mm | 1068 / 1247 |
| 4-22 | | Fork dimensions DIN ISO 2331 | s/e/l | mm | 40 x 100 x 1000 |
| 4-23 | | Fork carriage ISO 2328, class/type A, B | | | II A |
| 4-24 | | Fork carriage width (7) | b3 | mm | 977 |
| 4-31 | | Ground clearance, laden, below mast | m1 | mm | 84 |
| 4-32 | | Ground clearance, centre of wheelbase | m2 | mm | 98 |
| 4-33 | | Load dimensions b12 x l6 crossways | b12/l6 | mm | 1200 x 1000 |
| 4-34-1 | | Aisle width for pallets 1000 x 1200 crossways (8) | Ast | mm | 3382 3457 |
| 4-34-2 | | Aisle width for pallets 800 x 1200 lengthways (8) | Ast | mm | 3537 3615 |
| 4-35 | | Turning radius | Wa | mm | 1698 1779 |
| 4-36 | | Internal turning radius | b13 | mm | 186 208 |
| 4-41 | | 90° intersecting aisle (with pallet W = 1200mm, L = 1000mm) | W2 | mm | 1821 1855 |
| 4-42 | Step height (from ground to running board) | | mm | 475 475 | |
| 4-43 | Step height (between intermediate steps between running board and floor) | | mm | 289 289 | |
| PERFORMANCE | DURAMATCH | | | | |
| | 8-1 | Drive control | | | Permanent Magnet |
| | 6-4 | Battery voltage/nominal capacity K5 | | V / Ah | 80 |
| | 5-1 | Travel speed, laden/unladen, Extended shift off (9) | | km/h | 20.1/19.7 |
| | 5-1-1 | Travel speed, laden/unladen, Extended shift on (9) | | km/h | 20.1/19.6 |
| | 5-2 | Lift speed, laden/unladen, 2-stg LFL | | m/s | 0.61/0.67 |
| | 5-2-1 | Lift speed, laden/unladen, 2-stg FFL | | m/s | 0.57/0.62 |
| | 5-2-2 | Lift speed, laden/unladen, 3-stg FFL | | m/s | 0.58/0.63 |
| | 5-2-3 | Lift speed, laden/unladen, 4-stg FFL | | m/s | 0.56/0.6 |
| | 5-3 | Lowering speed, laden/unladen, 2-stg LFL | | m/s | 0.65/0.55 |
| | 5-3-1 | Lowering speed, laden/unladen, 2-stg FFL | | m/s | 0.6/0.5 |
| | 5-3-2 | Lowering speed, laden/unladen, 3-stg FFL | | m/s | 0.61/0.52 |
| | 5-3-3 | Lowering speed, laden/unladen, 4-stg FFL | | m/s | 0.45/0.39 |
| | 5-5 | Drawbar pull, laden / unladen, 60 minute rating ** | | N | 15410/15840 |
| | 5-6 | Maximum drawbar pull, laden / unladen, 5 minute rating *** | | N | 25270/25700 |
| 5-7 | Gradeability, laden / unladen, 30 minute rating **** (10) | | % | 27/27 | |
| 5-8 | Maximum gradability, laden / unladen, *** (10) | | % | 39/27 | |
| 5-8-1 | Gradeability, laden / unladen, 60 minute rating | | % | 23/27 | |
| 5-9 | Acceleration time, laden/unladen, 15m (9) | | s | 5.3/4.8 | |
| 5-10 | Service brake | | | Wet Disc - Oil immersed | |
| ELECTRIC DRIVE | 6-1 | Drive motor rating S2 60 min | | kW | 2x 12 |
| | 6-2 | Lift motor rating at S3 15% | | kW | 21.5 |
| | 6-3 | Battery according to DIN 43531/35/36 A, B, C, no | | | No |
| | 6-6 | Energy consumption according to DIN EN 16796 (11) | | kWh/h | 5.5 |
| ADDITIONAL DATA | 10-1 | Operating pressure for attachments | | bar | 180 |
| | 10-2 | Oil volume for attachments (12) | | l/min | 40 |
| | 10-3 | Hydraulic oil tank, capacity | | l | 21.2 |
| | 10-7 | Sound pressure level at the driver's seat (13) | | dB [A] | 71 |
| 10-8 | Towing coupling, type DIN | | | | Pin |

E3.OXN2 SPECIFICATIONS

| | | | | | | |
|-----------------------------------|--|---|---|-------------------------|--------------------|-------------|
| GENERAL | 1-1 | Manufacturer | | | Hyster | |
| | 1-2 | Model designation | | | E3.OXN2 | |
| | 1-2-1 | Model | | | Standard | |
| | 1-3 | Drive: electric (battery or mains), diesel, petrol, LPG | | | Electric (battery) | |
| | 1-4 | Operator type: hand, pedestrian, standing, seated, order-picker | | | Seated | |
| | 1-5 | Rated capacity/rated load | Q | kg | 3000 | |
| | 1-6 | Load centre distance | c | mm | 500 | |
| | 1-8 | Load distance, centre of drive axle to fork | x | mm | 435 | |
| | | Battery Compartment Width | | mm | 992 | |
| | | Battery Compartment Height | | mm | 607 / 594 | |
| | Nominal Battery Compartment | | mm | 847 | 847 | |
| 1-9 | Wheelbase | y | mm | 1392 | 1392 | |
| WEIGHT | 2-1 | Service weight (1) | | kg | 5367 | 4863 |
| | 2-2 | Axle loading laden, front/rear (1) | | kg | 7028 / 1339 | 6239 / 1123 |
| | 2-3 | Axle loading unladen, front/rear (1) | | kg | 2014 / 3353 | 2080 / 2783 |
| WHEELS | 3-1 | Tyres, front/rear | | | Cushion, lug | |
| | 3-2 | Tyre size, front | | in | 21 x 8 x 15 | |
| | 3-3 | Tyre size, rear | | in | 16 x 6 x 10.5 | |
| | 3-5 | Number of wheels, front/rear (X = driven) | | | 2x / 2 | |
| | 3-6 | Tread, front, standard / wide | b10 | mm | 908 / 1043 | |
| | 3-7 | Tread, rear | b11 | mm | 936 | |
| | DIMENSIONS | 4-1 | Tilt of mast / fork carriage forward / backward | α / β | ($^{\circ}$) | 5 / 5 |
| 4-2 | | Height, mast lowered | h1 | mm | 2132 | |
| 4-3 | | Free lift (2) | h2 | mm | 100 | |
| 4-4 | | Lift (2) | h3 | mm | 3028 | |
| 4-5 | | Height, mast extended (3) | h4 | mm | 3718 | |
| 4-7 | | Height of overhead guard (4) | h6 | mm | 2248 | |
| 4-8 | | Seat height relating to SIP/stand height (5) | h7 | mm | 1238 | |
| 4-12 | | Coupling height | h10 | mm | 279 | |
| 4-19 | | Overall length | l1 | mm | 3269 | 3245 |
| 4-20 | | Length to face of forks (6) | l2 | mm | 2202 | 2178 |
| 4-21 | | Overall width, Standard / wide | b1 | mm | 1068 / 1247 | |
| 4-22 | | Fork dimensions DIN ISO 2331 | s/e/l | mm | 50 x 125 x 1000 | |
| 4-23 | | Fork carriage ISO 2328, class/type A, B | | | III A | |
| 4-24 | | Fork carriage width (7) | b3 | mm | 977 | |
| 4-31 | | Ground clearance, laden, below mast | m1 | mm | 84 | |
| 4-32 | | Ground clearance, centre of wheelbase | m2 | mm | 98 | |
| 4-33 | | Load dimensions b12 x l6 crossways | b12/l6 | mm | 1200 x 1000 | |
| 4-34-1 | | Aisle width for pallets 1000 x 1200 crossways (8) | Ast | mm | 3530 | 3457 |
| 4-34-2 | | Aisle width for pallets 800 x 1200 lengthways (8) | Ast | mm | 3688 | 3615 |
| 4-35 | | Turning radius | Wa | mm | 1842 | 1779 |
| 4-36 | | Internal turning radius | b13 | mm | 1332 | 208 |
| 4-41 | | 90° intersecting aisle (with pallet W = 1200mm, L = 1000mm) | W2 | mm | 1902 | 1855 |
| 4-42 | | Step height (from ground to running board) | | mm | 475 | 475 |
| 4-43 | Step height (between intermediate steps between running board and floor) | | mm | 289 | 289 | |
| PERFORMANCE | DURAMATCH | | | | | |
| | 8-1 | Drive control | | | Permanent Magnet | |
| | 6-4 | Battery voltage/nomical capacity K5 | | V / Ah | 80 | |
| | 5-1 | Travel speed, laden/unladen, Extended shift off (9) | | km/h | 20.1/19.7 | |
| | 5-1-1 | Travel speed, laden/unladen, Extended shift on (9) | | km/h | 20.1/19.6 | |
| | 5-2 | Lift speed, laden/unladen, 2-stg LFL | | m/s | 0.48/0.64 | |
| | 5-2-1 | Lift speed, laden/unladen, 2-stg FFL | | m/s | 0.45/0.6 | |
| | 5-2-2 | Lift speed, laden/unladen, 3-stg FFL | | m/s | 0.46/0.62 | |
| | 5-2-3 | Lift speed, laden/unladen, 4-stg FFL | | m/s | 0.42/0.6 | |
| | 5-3 | Lowering speed, laden/unladen, 2-stg LFL | | m/s | 0.52/0.48 | |
| | 5-3-1 | Lowering speed, laden/unladen, 2-stg FFL | | m/s | 0.49/0.45 | |
| | 5-3-2 | Lowering speed, laden/unladen, 3-stg FFL | | m/s | 0.5/0.46 | |
| | 5-3-3 | Lowering speed, laden/unladen, 4-stg FFL | | m/s | 0.45/0.39 | |
| | 5-5 | Drawbar pull, laden / unladen, 60 minute rating ** | | N | 15240/15760 | |
| | 5-6 | Maximum drawbar pull, laden / unladen, 5 minute rating *** | | N | 25100/25620 | |
| | 5-7 | Gradeability, laden / unladen, 30 minute rating **** (10) | | % | 23/25 | |
| 5-8 | Maximum gradability, laden / unladen, *** (10) | | % | 33/25 | | |
| 5-8-1 | Gradeability, laden / unladen, 60 minute rating | | % | 19/25 | | |
| 5-9 | Acceleration time, laden/unladen, 15m (9) | | s | 5.4/4.9 | | |
| 5-10 | Service brake | | | Wet Disc - Oil immersed | | |
| ELECTRIC DRIVE ADDITIONAL DATA | 6-1 | Drive motor rating S2 60 min | | kW | 2x 12 | |
| | 6-2 | Lift motor rating at S3 15% | | kW | 21.5 | |
| | 6-3 | Battery according to DIN 43531/35/36 A, B, C, no | | | No | |
| 6-6 | Energy consumption according to DIN EN 16796 (11) | | kWh/h | 6.7 | | |
| ADDITIONAL DATA | 10-1 | Operating pressure for attachments | | bar | 180 | |
| | 10-2 | Oil volume for attachments (12) | | l/min | 40 | |
| | 10-3 | Hydraulic oil tank, capacity | | l | 21.2 | |
| | 10-7 | Sound pressure level at the driver's seat (13) | | dB [A] | 71 | |
| | 10-8 | Towing coupling, type DIN | | | Pin | |

E3.2XN2 SPECIFICATIONS

| | | | | | | | |
|-----------------------------------|--|---|------------------|-------------------------|--------------------|-------------|--|
| GENERAL | 1-1 | Manufacturer | | | Hyster | | |
| | 1-2 | Model designation | | | E3.2XN2 | | |
| | 1-2-1 | Model | | | Standard | | |
| | 1-3 | Drive: electric (battery or mains), diesel, petrol, LPG | | | Electric (battery) | | |
| | 1-4 | Operator type: hand, pedestrian, standing, seated, order-picker | | | Seated | | |
| | 1-5 | Rated capacity/rated load | Q | kg | 3200 | | |
| | 1-6 | Load centre distance | c | mm | 500 | | |
| | 1-8 | Load distance, centre of drive axle to fork | x | mm | 435 | | |
| | | Battery Compartment Width | | mm | 992 | | |
| | | Battery Compartment Height | | mm | 607 / 594 | | |
| WEIGHT | | Nominal Battery Compartment | | mm | 933 | 1015 | |
| | 1-9 | Wheelbase | y | mm | 1478 | 1560 | |
| | 2-1 | Service weight (1) | | kg | 5549 | 5427 | |
| WHEELS | 2-2 | Axle loading laden, front/rear (1) | | kg | 7396 / 1353 | 7379 / 1247 | |
| | 2-3 | Axle loading unladen, front/rear (1) | | kg | 2173 / 3376 | 2263 / 3164 | |
| DIMENSIONS | 3-1 | Tyres, front/rear | | | Cushion, lug | | |
| | 3-2 | Tyre size, front | | in | 21 x 9 x 15 | | |
| | 3-3 | Tyre size, rear | | in | 16 x 7 x 10.5 | | |
| | 3-5 | Number of wheels, front/rear (X = driven) | | | 2x / 2 | | |
| | 3-6 | Tread, front, standard / wide | b10 | mm | 934 / 1016 | | |
| | 3-7 | Tread, rear | b11 | mm | 947 | | |
| | 4-1 | Tilt of mast / fork carriage forward / backward | α / β | ($^{\circ}$) | 5 / 5 | | |
| | 4-2 | Height, mast lowered | h1 | mm | 2131 | | |
| | 4-3 | Free lift (2) | h2 | mm | 100 | | |
| | 4-4 | Lift (2) | h3 | mm | 3028 | | |
| | 4-5 | Height, mast extended (3) | h4 | mm | 3718 | | |
| | 4-7 | Height of overhead guard (4) | h6 | mm | 2248 | | |
| | 4-8 | Seat height relating to SIP/stand height (5) | h7 | mm | 1238 | | |
| | 4-12 | Coupling height | h10 | mm | 279 | | |
| | 4-19 | Overall length | l1 | mm | 3355 | 3423 | |
| | 4-20 | Length to face of forks (6) | l2 | mm | 2288 | 2356 | |
| | 4-21 | Overall width, Standard / wide | b1 | mm | 1068 / 1247 | | |
| | 4-22 | Fork dimensions DIN ISO 2331 | s/e/l | mm | 50 x 125 x 1000 | | |
| | 4-23 | Fork carriage ISO 2328, class/type A, B | | | III A | | |
| | 4-24 | Fork carriage width (7) | b3 | mm | 977 | | |
| 4-31 | Ground clearance, laden, below mast | m1 | mm | 84 | | | |
| 4-32 | Ground clearance, centre of wheelbase | m2 | mm | 98 | | | |
| 4-33 | Load dimensions b12 x l6 crossways | b12/l6 | mm | 1200 x 1000 | | | |
| 4-34-1 | Aisle width for pallets 1000 x 1200 crossways (8) | Ast | mm | 3611 | 3658 | | |
| 4-34-2 | Aisle width for pallets 800 x 1200 lengthways (8) | Ast | mm | 3772 | 3821 | | |
| 4-35 | Turning radius | Wa | mm | 1927 | 1977 | | |
| 4-36 | Internal turning radius | b13 | mm | 221 | 233 | | |
| 4-41 | 90° intersecting aisle (with pallet W = 1200mm, L = 1000mm) | W2 | mm | 1958 | 1980 | | |
| 4-42 | Step height (from ground to running board) | | mm | 475 | 475 | | |
| 4-43 | Step height (between intermediate steps between running board and floor) | | mm | 289 | 289 | | |
| PERFORMANCE | DURAMATCH | | | | | | |
| | 8-1 | Drive control | | | Permanent Magnet | | |
| | 6-4 | Battery voltage/nomical capacity K5 | | V / Ah | 80 | | |
| | 5-1 | Travel speed, laden/unladen, Extended shift off (9) | | km/h | 20.1/19.7 | | |
| | 5-1-1 | Travel speed, laden/unladen, Extended shift on (9) | | km/h | 20.1/19.6 | | |
| | 5-2 | Lift speed, laden/unladen, 2-stg LFL | | m/s | 0.46/0.64 | | |
| | 5-2-1 | Lift speed, laden/unladen, 2-stg FFL | | m/s | 0.43/0.6 | | |
| | 5-2-2 | Lift speed, laden/unladen, 3-stg FFL | | m/s | 0.44/0.62 | | |
| | 5-2-3 | Lift speed, laden/unladen, 4-stg FFL | | m/s | - | | |
| | 5-3 | Lowering speed, laden/unladen, 2-stg LFL | | m/s | 0.52/0.48 | | |
| | 5-3-1 | Lowering speed, laden/unladen, 2-stg FFL | | m/s | 0.49/0.45 | | |
| | 5-3-2 | Lowering speed, laden/unladen, 3-stg FFL | | m/s | 0.5/0.46 | | |
| | 5-3-3 | Lowering speed, laden/unladen, 4-stg FFL | | m/s | 0.45/0.39 | | |
| | 5-5 | Drawbar pull, laden / unladen, 60 minute rating ** | | N | 15180/15740 | | |
| | 5-6 | Maximum drawbar pull, laden / unladen, 5 minute rating *** | | N | 25040/25590 | | |
| 5-7 | Gradeability, laden / unladen, 30 minute rating **** (10) | | % | 22/26 | | | |
| 5-8 | Maximum gradability, laden / unladen, *** (10) | | % | 32/26 | | | |
| 5-8-1 | Gradeability, laden / unladen, 60 minute rating | | % | 19/26 | | | |
| 5-9 | Acceleration time, laden/unladen, 15m (9) | | s | 5.4/4.9 | | | |
| 5-10 | Service brake | | | Wet Disc - Oil immersed | | | |
| ELECTRIC DRIVE ADDITIONAL DATA | 6-1 | Drive motor rating S2 60 min | | kW | 2x 12 | | |
| | 6-2 | Lift motor rating at S3 15% | | kW | 21.5 | | |
| | 6-3 | Battery according to DIN 43531/35/36 A, B, C, no | | | No | | |
| ADDITIONAL DATA | 6-6 | Energy consumption according to DIN EN 16796 (11) | | kWh/h | 6.9 | | |
| | 10-1 | Operating pressure for attachments | | bar | 180 | | |
| | 10-2 | Oil volume for attachments (12) | | l/min | 40 | | |
| | 10-3 | Hydraulic oil tank, capacity | | l | 21.2 | | |
| | 10-7 | Sound pressure level at the driver's seat (13) | | dB [A] | 71 | | |
| 10-8 | Towing coupling, type DIN | | | | Pin | | |

E3.5XN2 SPECIFICATIONS

| | | | | | | |
|-----------------------------------|---|--|---|-------------------------|---------------------------|------------------|
| GENERAL | 1-1 | Manufacturer | | | Hyster | |
| | 1-2 | Model designation | | | E3.5XN2 | |
| | 1-2-1 | Model | | | Standard | |
| | 1-3 | Drive: electric (battery or mains), diesel, petrol, LPG | | | Electric (battery) | |
| | 1-4 | Operator type: hand, pedestrian, standing, seated, order-picker | | | Seated | |
| | 1-5 | Rated capacity/rated load | Q | kg | 3500 | |
| | 1-6 | Load centre distance | c | mm | 500 | |
| | 1-8 | Load distance, centre of drive axle to fork | x | mm | 435 | |
| | | Battery Compartment Width | | mm | 992 | |
| | | Battery Compartment Height | | mm | 607 / 594 | |
| | Nominal Battery Compartment | | mm | 1015 1015 | | |
| | 1-9 | Wheelbase | y | mm | 1560 1560 | |
| WEIGHT | 2-1 | Service weight (1) | | kg | 5702 5427 | |
| | 2-2 | Axle loading laden, front/rear (1) | | kg | 7857 / 1344 7379 / 1247 | |
| | 2-3 | Axle loading unladen, front/rear (1) | | kg | 2261 / 3441 2263 / 3164 | |
| WHEELS | 3-1 | Tyres, front/rear | | | Cushion, lug | |
| | 3-2 | Tyre size, front | | in | 21 x 9 x 15 | |
| | 3-3 | Tyre size, rear | | in | 16 x 7 x 10.5 | |
| | 3-5 | Number of wheels, front/rear (X = driven) | | | 2x / 2 | |
| | 3-6 | Tread, front, standard / wide | b10 | mm | 934 / 1016 | |
| | 3-7 | Tread, rear | b11 | mm | 947 | |
| | DIMENSIONS | 4-1 | Tilt of mast / fork carriage forward / backward | α / β | ($^{\circ}$) | 5 / 5 |
| 4-2 | | Height, mast lowered | h1 | mm | 2132 | |
| 4-3 | | Free lift (2) | h2 | mm | 100 | |
| 4-4 | | Lift (2) | h3 | mm | 3028 | |
| 4-5 | | Height, mast extended (3) | h4 | mm | 3718 | |
| 4-7 | | Height of overhead guard (4) | h6 | mm | 2248 | |
| 4-8 | | Seat height relating to SIP/stand height (5) | h7 | mm | 1238 | |
| 4-12 | | Coupling height | h10 | mm | 279 | |
| 4-19 | | Overall length | l1 | mm | 3437 3423 | |
| 4-20 | | Length to face of forks (6) | l2 | mm | 2370 2356 | |
| 4-21 | | Overall width, Standard / wide | b1 | mm | 1068 / 1247 | |
| 4-22 | | Fork dimensions DIN ISO 2331 | s/e/l | mm | 50 x 125 x 1000 | |
| 4-23 | | Fork carriage ISO 2328, class/type A, B | | | III A | |
| 4-24 | | Fork carriage width (7) | b3 | mm | 977 | |
| 4-31 | | Ground clearance, laden, below mast | m1 | mm | 84 | |
| 4-32 | | Ground clearance, centre of wheelbase | m2 | mm | 98 | |
| 4-33 | | Load dimensions b12 x l6 crossways | b12/l6 | mm | 1200 x 1000 | |
| 4-34-1 | | Aisle width for pallets 1000 x 1200 crossways (8) | Ast | mm | 3689 3658 | |
| 4-34-2 | | Aisle width for pallets 800 x 1200 lengthways (8) | Ast | mm | 3852 3821 | |
| 4-35 | | Turning radius | Wa | mm | 2008 1977 | |
| 4-36 | | Internal turning radius | b13 | mm | 233 233 | |
| 4-41 | | 90° intersecting aisle (with pallet W = 1200mm, L = 1000mm) | W2 | mm | 1994 1980 | |
| 4-42 | | Step height (from ground to running board) | | mm | 475 475 | |
| 4-43 | | Step height (between intermediate steps between running board and floor) | | mm | 289 289 | |
| PERFORMANCE | | | | | | DURAMATCH |
| | | 8-1 | Drive control | | | Permanent Magnet |
| | | 6-4 | Battery voltage/nominal capacity K5 | | V / Ah | 80 |
| | 5-1 | Travel speed, laden/unladen, Extended shift off (9) | | km/h | 20.0/19.7 | |
| | 5-1-1 | Travel speed, laden/unladen, Extended shift on (9) | | km/h | 20.0/19.6 | |
| | 5-2 | Lift speed, laden/unladen, 2-stg LFL | | m/s | 0.44/0.64 | |
| | 5-2-1 | Lift speed, laden/unladen, 2-stg FFL | | m/s | 0.41/0.6 | |
| | 5-2-2 | Lift speed, laden/unladen, 3-stg FFL | | m/s | 0.42/0.62 | |
| | 5-2-3 | Lift speed, laden/unladen, 4-stg FFL | | m/s | - | |
| | 5-3 | Lowering speed, laden/unladen, 2-stg LFL | | m/s | 0.48/0.52 | |
| | 5-3-1 | Lowering speed, laden/unladen, 2-stg FFL | | m/s | 0.45/0.49 | |
| | 5-3-2 | Lowering speed, laden/unladen, 3-stg FFL | | m/s | 0.46/0.5 | |
| | 5-3-3 | Lowering speed, laden/unladen, 4-stg FFL | | m/s | N/A | |
| | 5-5 | Drawbar pull, laden / unladen, 60 minute rating ** | | N | 15090/15700 | |
| | 5-6 | Maximum drawbar pull, laden / unladen, 5 minute rating *** | | N | 24950/25550 | |
| | 5-7 | Gradeability, laden / unladen, 30 minute rating **** (10) | | % | 21/24 | |
| | 5-8 | Maximum gradability, laden / unladen, *** (10) | | % | 30/24 | |
| 5-8-1 | Gradeability, laden / unladen, 60 minute rating | | % | 17/24 | | |
| 5-9 | Acceleration time, laden/unladen, 15m (9) | | s | 5.6/5.1 | | |
| 5-10 | Service brake | | | Wet Disc - Oil immersed | | |
| ELECTRIC DRIVE ADDITIONAL DATA | 6-1 | Drive motor rating S2 60 min | | kW | 2x 12 | |
| | 6-2 | Lift motor rating at S3 15% | | kW | 21.5 | |
| | 6-3 | Battery according to DIN 43531/35/36 A, B, C, no | | | No | |
| | 6-6 | Energy consumption according to DIN EN 16796 (11) | | kWh/h | 7.6 | |
| ADDITIONAL DATA | 10-1 | Operating pressure for attachments | | bar | 180 | |
| | 10-2 | Oil volume for attachments (12) | | l/min | 40 | |
| | 10-3 | Hydraulic oil tank, capacity | | l | 21.2 | |
| | 10-7 | Sound pressure level at the driver's seat (13) | | dB (A) | 71 | |
| 10-8 | Towing coupling, type DIN | | | | Pin | |

E2.2-2.5XN2 MAST DIMENSIONS

| CLASS 2 MAST | | | | | | | | | | | | | | |
|----------------------------------|---------------------|----------------------------------|------------------------------------|---------------------------------------|------------------------------------|---------------|-----------------------------------|-----------------------------------|-----------------------------------|-----------------------------------|-----------------------------------|-----------------------------------|-----------------------------------|-----------------------------------|
| CUSHION, SMOOTH TIRES | | | | | | | BATTERY COMPARTMENT | | | | | | | |
| MAXIMUM FORK LIFT (MM) | LOWERED HEIGHT (MM) | EXTENDED HEIGHT WITHOUT LBR (MM) | EXTENDED HEIGHT WITH 1220 LBR (MM) | FREE LIFT HEIGHT BOTTOM OF FORKS (MM) | FREE LIFT HEIGHT TOP OF FORKS (MM) | BACK TILT (°) | 700 | 847 | 700 | 847 | 700 | 847 | 700 | 847 |
| | | | | | | | E2.2XN2 | E2.2XN2 | E2.5XN2 | E2.5XN2 | E2.2XN2 | E2.2XN2 | E2.5XN2 | E2.5XN2 |
| | | | | | | | CAPACITIES (kg) @ 600 LOAD CENTER | CAPACITIES (kg) @ 600 LOAD CENTER | CAPACITIES (kg) @ 600 LOAD CENTER | CAPACITIES (kg) @ 600 LOAD CENTER | CAPACITIES (kg) @ 600 LOAD CENTER | CAPACITIES (kg) @ 600 LOAD CENTER | CAPACITIES (kg) @ 600 LOAD CENTER | CAPACITIES (kg) @ 600 LOAD CENTER |
| 2-STAGE LIMITED FREE LIFT | | | | | | | | | | | | | | |
| 3260 | 2140 | 3827 | 4480 | 100 | 140 | 5 | 2080 | 2060 | 2370 | 2370 | 2200 | 2200 | 2500 | 2500 |
| 3360 | 2190 | 3927 | 4580 | 100 | 140 | 5 | 2070 | 2060 | 2370 | 2370 | 2200 | 2200 | 2500 | 2500 |
| 3460 | 2240 | 4027 | 4680 | 100 | 140 | 5 | 2070 | 2060 | 2370 | 2370 | 2200 | 2200 | 2500 | 2500 |
| 3660 | 2340 | 4227 | 4880 | 100 | 140 | 5 | 2070 | 2050 | 2370 | 2370 | 2200 | 2200 | 2500 | 2500 |
| 3760 | 2390 | 4327 | 4980 | 100 | 140 | 5 | 2070 | 2050 | 2360 | 2360 | 2200 | 2200 | 2500 | 2500 |
| 3900 | 2529 | 4467 | 5120 | 100 | 140 | 5 | 2070 | 2050 | 2360 | 2360 | 2200 | 2200 | 2500 | 2500 |
| 4200 | 2679 | 4767 | 5420 | 100 | 140 | 5 | 2060 | 2040 | 2350 | 2350 | 2200 | 2200 | 2500 | 2500 |
| 4500 | 2840 | 5067 | 5720 | 100 | 140 | 5 | 2030 | 2020 | 2330 | 2330 | 2180 | 2180 | 2480 | 2480 |
| 4800 | 2979 | 5367 | 6020 | 100 | 140 | 5 | 1990 | 1980 | 2280 | 2280 | 2140 | 2140 | 2440 | 2430 |
| 5000 | 3179 | 5567 | 6220 | 100 | 140 | 5 | 1950 | 1940 | 2240 | 2240 | 2110 | 2110 | 2400 | 2400 |
| 5500 | 3440 | 6067 | 6720 | 100 | 140 | 5 | 1870 | 1860 | 2150 | 2150 | 2040 | 2040 | 2210 | 2250 |
| 6100 | 3829 | 6667 | 7320 | 100 | 140 | 5 | 1730 | 1760 | 1840 | 1890 | 1730 | 1900 | 1840 | 1890 |
| 2-STAGE FULL FREE LIFT | | | | | | | | | | | | | | |
| 2990 | 1976 | 3551 | 4210 | 716 | 756 | 5 | 2080 | 2100 | 2390 | 2380 | 2200 | 2200 | 2500 | 2500 |
| 3240 | 2076 | 3801 | 4460 | 816 | 856 | 5 | 2070 | 2090 | 2390 | 2370 | 2200 | 2200 | 2500 | 2500 |
| 3340 | 2126 | 3901 | 4560 | 866 | 906 | 5 | 2070 | 2090 | 2390 | 2370 | 2200 | 2200 | 2500 | 2500 |
| 3440 | 2176 | 4001 | 4660 | 916 | 956 | 5 | 2070 | 2090 | 2390 | 2370 | 2200 | 2200 | 2500 | 2500 |
| 3540 | 2226 | 4101 | 4760 | 966 | 1006 | 5 | 2070 | 2090 | 2380 | 2370 | 2200 | 2200 | 2500 | 2500 |
| 3640 | 2276 | 4201 | 4860 | 1016 | 1056 | 5 | 2070 | 2080 | 2380 | 2360 | 2200 | 2200 | 2500 | 2500 |
| 3740 | 2326 | 4301 | 4960 | 1066 | 1106 | 5 | 2060 | 2080 | 2380 | 2360 | 2200 | 2200 | 2500 | 2500 |
| 3840 | 2376 | 4401 | 5060 | 1116 | 1156 | 5 | 2060 | 2080 | 2380 | 2360 | 2200 | 2200 | 2500 | 2500 |
| 4060 | 2526 | 4621 | 5280 | 1266 | 1306 | 5 | 2060 | 2070 | 2370 | 2350 | 2200 | 2200 | 2500 | 2500 |
| 4560 | 2776 | 5121 | 5780 | 1516 | 1556 | 5 | 2020 | 2040 | 2320 | 2310 | 2170 | 2170 | 2470 | 2470 |
| 4960 | 2976 | 5521 | 6180 | 1716 | 1756 | 5 | 1960 | 1980 | 2250 | 2250 | 2110 | 2120 | 2410 | 2400 |
| 5560 | 3326 | 6121 | 6780 | 2066 | 2106 | 5 | 1860 | 1880 | 2150 | 2130 | 2020 | 2030 | 2200 | 2240 |
| 3-STAGE FULL FREE LIFT | | | | | | | | | | | | | | |
| 4400 | 1976 | 4952 | 5620 | 716 | 756 | 5 | 2060 | 2070 | 2340 | 2350 | 2200 | 2200 | 2500 | 2500 |
| 4650 | 2026 | 5202 | 5870 | 766 | 806 | 5 | 2020 | 2040 | 2300 | 2310 | 2160 | 2160 | 2460 | 2460 |
| 4800 | 2076 | 5352 | 6020 | 816 | 856 | 5 | 2000 | 2020 | 2290 | 2280 | 2140 | 2140 | 2440 | 2430 |
| 4950 | 2126 | 5502 | 6170 | 866 | 906 | 5 | 1980 | 2000 | 2260 | 2260 | 2120 | 2120 | 2410 | 2410 |
| 5100 | 2226 | 5652 | 6320 | 966 | 1006 | 5 | 1950 | 1970 | 2240 | 2240 | 2100 | 2100 | 2390 | 2390 |
| 5250 | 2276 | 5802 | 6470 | 1016 | 1056 | 5 | 1930 | 1950 | 2210 | 2210 | 2070 | 2080 | 2210 | 2320 |
| 5500 | 2376 | 6052 | 6770 | 1116 | 1156 | 5 | 1880 | 1900 | 2090 | 2130 | 1970 | 2030 | 2090 | 2130 |
| 5700 | 2476 | 6252 | 6920 | 1216 | 1256 | 5 | 1850 | 1870 | 2000 | 2040 | 1880 | 2010 | 2000 | 2040 |
| 6150 | 2626 | 6702 | 7370 | 1366 | 1406 | 5 | 1630 | 1790 | 1720 | 1780 | 1630 | 1800 | 1720 | 1780 |
| 6450 | 2776 | 7002 | 7670 | 1516 | 1556 | 5 | 1480 | 1660 | 1550 | 1620 | 1480 | 1660 | 1550 | 1620 |
| 6900 | 2976 | 7452 | 8120 | 1716 | 1756 | 5 | 1250 | 1450 | 1290 | 1390 | 1250 | 1450 | 1290 | 1390 |
| 7500 | 3226 | 8052 | 8720 | 1966 | 2006 | 5 | 960 | 1190 | 980 | 1110 | 960 | 1190 | 980 | 1110 |
| 8100 | 3476 | 8652 | 9320 | 2216 | 2256 | 5 | 720 | 930 | 720 | 870 | 720 | 930 | 720 | 870 |
| 4-STAGE FULL FREE LIFT | | | | | | | | | | | | | | |
| 4940 | 1976 | 5492 | 6170 | 706 | 756 | 5 | 1860 | 1860 | 2050 | 2050 | 2060 | 2060 | 2220 | 2220 |
| 5240 | 1976 | 5792 | 6470 | 706 | 756 | 5 | 1860 | 1860 | 2040 | 2030 | 1930 | 2030 | 2040 | 2050 |
| 5540 | 1976 | 6092 | 6770 | 706 | 756 | 5 | 1780 | 1860 | 1880 | 1880 | 1780 | 1890 | 1880 | 1890 |
| 5790 | 2026 | 6342 | 7024 | 756 | 806 | 5 | 1650 | 1770 | 1740 | 1760 | 1650 | 1770 | 1740 | 1770 |
| 6100 | 2126 | 6652 | 7328 | 856 | 906 | 5 | 1520 | 1640 | 1590 | 1630 | 1520 | 1640 | 1590 | 1630 |
| 6400 | 2226 | 6952 | 7632 | 956 | 1006 | 5 | 1390 | 1520 | 1450 | 1500 | 1390 | 1520 | 1450 | 1500 |
| 6710 | 2326 | 7262 | 7939 | 1056 | 1106 | 5 | 1260 | 1410 | 1310 | 1370 | 1260 | 1410 | 1310 | 1370 |
| 7010 | 2426 | 7562 | 8240 | 1156 | 1206 | 5 | 1140 | 1300 | 1180 | 1250 | 1140 | 1300 | 1180 | 1250 |
| 7310 | 2526 | 7862 | 8544 | 1256 | 1306 | 5 | 1030 | 1200 | 1060 | 1130 | 1030 | 1200 | 1060 | 1130 |
| 7620 | 2626 | 8172 | 8848 | 1356 | 1406 | 5 | 910 | 1050 | 940 | 1020 | 910 | 1090 | 940 | 1020 |
| 7920 | 2726 | 8472 | 9152 | 1456 | 1506 | 5 | 800 | 870 | 810 | 910 | 800 | 960 | 810 | 910 |
| 8230 | 2826 | 8782 | 9456 | 1556 | 1606 | 5 | 660 | 690 | 700 | 750 | 700 | 760 | 700 | 810 |
| 8530 | 2926 | 9082 | 9760 | 1656 | 1706 | 5 | 460 | 500 | 580 | 540 | 510 | 560 | 600 | 600 |
| 8830 | 3026 | 9382 | 10064 | 1756 | 1806 | 5 | 270 | 310 | 370 | 330 | 290 | 340 | 410 | 360 |
| 9140 | 3126 | 9692 | 10368 | 1856 | 1906 | 5 | 60 | 110 | 150 | 100 | 70 | 120 | 170 | 120 |

E3.0-3.5XN2 MAST DIMENSIONS

| CLASS 3 MAST | | | | | | | | | | | | | | |
|----------------------------------|---------------------|------------------------------------|------------------------------------|---------------------------------------|------------------------------------|------------------------------------|---------------|------------------------------------|------------------------------------|------------------------------------|------------------------------------|------------------------------------|---------|---------|
| MAXIMUM FORK LIFT (MM) | LOWERED HEIGHT (MM) | CUSHION, SMOOTH TIRES | | | | | BACK TILT (°) | BATTERY COMPARTMENT | | | | | | |
| | | EXTENDED HEIGHT WITHOUT LBR (MM) | EXTENDED HEIGHT WITH 1220 LBR (MM) | FREE LIFT HEIGHT BOTTOM OF FORKS (MM) | FREE LIFT HEIGHT TOP OF FORKS (MM) | 700 | | 847 | 700 | 847 | 700 | 847 | 700 | 847 |
| | | | | | | E3.0XN2 | | E3.2XN2 | E3.2XN2 | E3.5XN2 | E3.0XN2 | E3.2XN2 | E3.2XN2 | E3.5XN2 |
| | | CAPACITIES (LBS) @ 600 LOAD CENTER | CAPACITIES (LBS) @ 600 LOAD CENTER | CAPACITIES (LBS) @ 600 LOAD CENTER | CAPACITIES (LBS) @ 600 LOAD CENTER | CAPACITIES (LBS) @ 500 LOAD CENTER | | CAPACITIES (LBS) @ 500 LOAD CENTER | CAPACITIES (LBS) @ 500 LOAD CENTER | CAPACITIES (LBS) @ 500 LOAD CENTER | CAPACITIES (LBS) @ 500 LOAD CENTER | CAPACITIES (LBS) @ 500 LOAD CENTER | | |
| 2-STAGE LIMITED FREE LIFT | | | | | | | | | | | | | | |
| 2880 | 2030 | 3520 | 4098 | 100 | 150 | 5 | 2820 | 2970 | 3030 | 3310 | 3000 | 3200 | 3200 | 3500 |
| 2980 | 2080 | 3620 | 4198 | 100 | 150 | 5 | 2820 | 2970 | 3030 | 3310 | 3000 | 3200 | 3200 | 3500 |
| 3080 | 2130 | 3720 | 4298 | 100 | 150 | 5 | 2820 | 2970 | 3030 | 3310 | 3000 | 3200 | 3200 | 3500 |
| 3180 | 2180 | 3820 | 4398 | 100 | 150 | 5 | 2820 | 2970 | 3030 | 3310 | 3000 | 3200 | 3200 | 3500 |
| 3280 | 2230 | 3920 | 4498 | 100 | 150 | 5 | 2820 | 2960 | 3030 | 3310 | 3000 | 3200 | 3200 | 3500 |
| 3380 | 2280 | 4020 | 4598 | 100 | 150 | 5 | 2810 | 2960 | 3020 | 3310 | 3000 | 3200 | 3200 | 3500 |
| 3480 | 2330 | 4120 | 4698 | 100 | 150 | 5 | 2810 | 2960 | 3020 | 3300 | 3000 | 3200 | 3200 | 3500 |
| 3580 | 2380 | 4220 | 4798 | 100 | 150 | 5 | 2810 | 2960 | 3020 | 3300 | 3000 | 3200 | 3200 | 3500 |
| 3680 | 2530 | 4320 | 4898 | 100 | 150 | 5 | 2800 | 2950 | 3010 | 3300 | 3000 | 3200 | 3200 | 3500 |
| 3880 | 2630 | 4520 | 5098 | 100 | 150 | 5 | 2800 | 2940 | 3010 | 3290 | 3000 | 3200 | 3200 | 3500 |
| 4180 | 2780 | 4820 | 5398 | 100 | 150 | 5 | 2790 | 2940 | 3000 | 3280 | 3000 | 3200 | 3200 | 3500 |
| 4480 | 2930 | 5120 | 5698 | 100 | 150 | 5 | 2760 | 2900 | 2960 | 3240 | 2960 | 3160 | 3160 | 3460 |
| 4780 | 3180 | 5420 | 5998 | 100 | 150 | 5 | 2700 | 2840 | 2900 | 3180 | 2920 | 3110 | 3110 | 3240 |
| 5480 | 3530 | 6120 | 6698 | 100 | 150 | 5 | 2410 | 2410 | 2410 | 2410 | 2410 | 2410 | 2410 | 2410 |
| 5880 | 3830 | 6520 | 7098 | 100 | 150 | 5 | 2020 | 2020 | 2020 | 2020 | 2020 | 2020 | 2020 | 2020 |
| 2-STAGE FULL FREE LIFT | | | | | | | | | | | | | | |
| 3000 | 2026 | 3628 | 4224 | 1061 | 1111 | 5 | 2830 | 2980 | 3040 | 3320 | 3000 | 3200 | 3200 | 3500 |
| 3100 | 2076 | 3728 | 4324 | 1111 | 1161 | 5 | 2830 | 2970 | 3040 | 3320 | 3000 | 3200 | 3200 | 3500 |
| 3200 | 2126 | 3828 | 4424 | 1161 | 1211 | 5 | 2820 | 2970 | 3030 | 3310 | 3000 | 3200 | 3200 | 3500 |
| 3300 | 2176 | 3928 | 4524 | 1211 | 1261 | 5 | 2820 | 2970 | 3030 | 3310 | 3000 | 3200 | 3200 | 3500 |
| 3400 | 2226 | 4028 | 4624 | 1261 | 1311 | 5 | 2820 | 2970 | 3030 | 3310 | 3000 | 3200 | 3200 | 3500 |
| 3500 | 2276 | 4128 | 4724 | 1311 | 1361 | 5 | 2820 | 2960 | 3030 | 3310 | 3000 | 3200 | 3200 | 3500 |
| 3600 | 2326 | 4228 | 4824 | 1361 | 1411 | 5 | 2820 | 2960 | 3020 | 3310 | 3000 | 3200 | 3200 | 3500 |
| 3700 | 2376 | 4328 | 4924 | 1411 | 1461 | 5 | 2810 | 2960 | 3020 | 3300 | 3000 | 3200 | 3200 | 3500 |
| 4000 | 2576 | 4628 | 5224 | 1611 | 1661 | 5 | 2800 | 2950 | 3010 | 3300 | 3000 | 3200 | 3200 | 3500 |
| 4500 | 2826 | 5128 | 5724 | 1861 | 1911 | 5 | 2760 | 2910 | 2970 | 3250 | 2960 | 3160 | 3160 | 3460 |
| 5000 | 3126 | 5628 | 6224 | 2161 | 2211 | 5 | 2670 | 2820 | 2870 | 3150 | 2880 | 3080 | 3070 | 3260 |
| 5400 | 3326 | 6028 | 6624 | 2361 | 2411 | 5 | 2590 | 2740 | 2770 | 2770 | 2770 | 2770 | 2770 | 2770 |
| 3-STAGE FULL FREE LIFT | | | | | | | | | | | | | | |
| 4320 | 2026 | 4936 | 5538 | 756 | 806 | 5 | 2780 | 2930 | 2990 | 3270 | 2970 | 3170 | 3170 | 3470 |
| 4470 | 2076 | 5086 | 5688 | 806 | 856 | 5 | 2760 | 2900 | 2960 | 3240 | 2950 | 3150 | 3150 | 3450 |
| 4620 | 2126 | 5236 | 5838 | 856 | 906 | 5 | 2730 | 2880 | 2940 | 3220 | 2930 | 3120 | 3120 | 3420 |
| 4770 | 2226 | 5386 | 5988 | 956 | 1006 | 5 | 2700 | 2850 | 2910 | 3190 | 2900 | 3100 | 3100 | 3390 |
| 4920 | 2276 | 5536 | 6138 | 1006 | 1056 | 5 | 2670 | 2820 | 2880 | 3160 | 2870 | 3070 | 3070 | 3370 |
| 5070 | 2326 | 5686 | 6288 | 1056 | 1106 | 5 | 2650 | 2790 | 2850 | 3130 | 2850 | 3040 | 3040 | 3340 |
| 5220 | 2376 | 5836 | 6438 | 1106 | 1156 | 5 | 2620 | 2760 | 2820 | 3100 | 2820 | 3020 | 3010 | 3310 |
| 5370 | 2476 | 5986 | 6588 | 1206 | 1256 | 5 | 2590 | 2730 | 2790 | 3060 | 2780 | 2990 | 2980 | 3280 |
| 5520 | 2526 | 6136 | 6738 | 1256 | 1306 | 5 | 2560 | 2700 | 2750 | 3030 | 2650 | 2950 | 2950 | 3140 |
| 5820 | 2626 | 6436 | 7038 | 1356 | 1406 | 5 | 2400 | 2640 | 2690 | 2870 | 2400 | 2700 | 2780 | 2870 |
| 6120 | 2776 | 6736 | 7338 | 1506 | 1556 | 5 | 2170 | 2450 | 2540 | 2610 | 2170 | 2450 | 2540 | 2610 |
| 6570 | 2976 | 7186 | 7788 | 1706 | 1756 | 5 | 1830 | 2110 | 2210 | 2250 | 1830 | 2110 | 2210 | 2250 |
| 7020 | 3126 | 7636 | 8238 | 1856 | 1906 | 5 | 1510 | 1790 | 1900 | 1930 | 1510 | 1790 | 1900 | 1930 |
| 4-STAGE FULL FREE LIFT | | | | | | | | | | | | | | |
| 4940 | 1976 | 5492 | 6170 | 706 | 756 | 5 | 2000 | - | - | - | 2170 | - | - | - |
| 5240 | 1976 | 5792 | 6470 | 706 | 756 | 5 | 1920 | - | - | - | 2070 | - | - | - |
| 5540 | 1976 | 6092 | 6770 | 706 | 756 | 5 | 1840 | - | - | - | 1980 | - | - | - |
| 5790 | 2026 | 6342 | 7024 | 756 | 806 | 5 | 1750 | - | - | - | 1880 | - | - | - |
| 6100 | 2126 | 6652 | 7328 | 856 | 906 | 5 | 1650 | - | - | - | 1760 | - | - | - |
| 6400 | 2226 | 6952 | 7632 | 956 | 1006 | 5 | 1540 | - | - | - | 1640 | - | - | - |
| 6710 | 2326 | 7262 | 7939 | 1056 | 1106 | 5 | 1440 | - | - | - | 1530 | - | - | - |
| 7010 | 2426 | 7562 | 8240 | 1156 | 1206 | 5 | 1350 | - | - | - | 1420 | - | - | - |
| 7310 | 2526 | 7862 | 8544 | 1256 | 1306 | 5 | 1250 | - | - | - | 1320 | - | - | - |
| 7620 | 2626 | 8172 | 8848 | 1356 | 1406 | 5 | 1160 | - | - | - | 1210 | - | - | - |
| 7920 | 2726 | 8472 | 9152 | 1456 | 1506 | 5 | 1060 | - | - | - | 1110 | - | - | - |
| 8230 | 2826 | 8782 | 9456 | 1556 | 1606 | 5 | 970 | - | - | - | 1010 | - | - | - |
| 8530 | 2926 | 9082 | 9760 | 1656 | 1706 | 5 | 880 | - | - | - | 910 | - | - | - |
| 8830 | 3026 | 9382 | 10064 | 1756 | 1806 | 5 | 800 | - | - | - | 810 | - | - | - |
| 9140 | 3126 | 9692 | 10368 | 1856 | 1906 | 5 | 710 | - | - | - | 720 | - | - | - |

FEATURES AND OPTIONS

| CONSTRUCTION | STD | OPT |
|---|-----|-----|
| Duramatch 80V Electrical System | X | |
| Key Switch Start | X | |
| Keyless Start With Operator Password | | X |
| Standard Construction - Operating Temps (0° C to 49° C) | X | |
| Cooler/Freezer Package (-29° C to 49° C) | | X |
| Battery Compartment Sizes: | - | - |
| • 2,200-2,500 kg - 700mm | X | |
| • 2,200-2,500 kg - 847mm | | X |
| • 3,000kg - 847mm | X | |
| • 3,200kg - 933mm | X | |
| • 3,200kg - 1015mm | | X |
| • 3,500kg - 1015mm | X | |
| CE Certificate | X | |
| Vertical Lift-Out Battery Removal | X | |
| Battery Spacer | | X |
| Conventional Battery Charging System | X | |
| Rapid Battery Charging System | | X |
| Lead-Acid Battery Configuration | X | |
| Lithium-Ion Battery Configuration | | X |
| LIFT OPTIONS - FRONT END EQUIPMENT | STD | OPT |
| 2-Stage Limited Free Lift Mast | X | |
| 2-Stage Full Free Lift Mast | | X |
| 3-Stage Full Free Lift Mast | | X |
| 4-Stage Full Free Lift Mast | | X |
| Without Mast | | X |
| 5-Degree Forward/5-Degree Back Mast Tilt | X | |
| 10-Degree Forward/5-Degree Back Mast Tilt | | X |
| 5-Degree Forward/4-Degree Back Mast Tilt | | X |
| Hydraulic Accumulator | | X |
| 980mm Hook Type Carriage | X | |
| 1067mm Hook Type Carriage | | X |
| 977mm Integral Side Shifting Carriage | | X |
| 977mm Hook Type Attachment Carriage | | X |
| 977mm Hook Type Side Shifting With Fork Positioner | | X |
| 1067mm Hook Type Attachment Carriage | | X |
| Hook Type Standard Taper Forks | X | |
| Hook Type Polished & Full Bottom Taper Forks | | X |
| 1219mm Load Backrest | X | |
| Without Load Backrest | | X |
| LIFT OPTIONS - HYDRAULICS | STD | OPT |
| Mechanical Levers | X | |
| E-Hydraulic Mini Levers | | X |
| E-Hydraulic Dual Joystick Levers | | X |
| 3-Function (1 AUX) Hydraulic Valve | X | |
| 4-Function (2 AUX) Hydraulic Valve | | X |
| Clamping Function | | X |
| 3-Function (1 AUX) Hose Group | | X |
| 4-Function (2 AUX) Hose Group | | X |
| Without Hose Group | X | |
| Hydraulic System Monitoring | X | |

| CHASSIS - DRIVE & STEER TIRES | STD | OPT |
|--|-----|-----|
| Standard Tread | X | |
| Wide Tread | | X |
| Narrow Tread | | X |
| Cushion, Smooth Drive Tires | X | |
| Non-Marking Cushion, Smooth Drive Tires | | X |
| Cushion, Lug Drive Tires | | X |
| Non-Marking Cushion, Lug Drive Tires | | X |
| Cushion, Smooth Steer Tires | X | |
| Non-Marking Cushion, Smooth Steer Tires | | X |
| Cushion, Lug Steer Tires | | X |
| Non-Marking Cushion, Lug Steer Tires | | X |
| CHASSIS - OPERATOR COMPARTMENT | STD | OPT |
| 2248mm Grid Style Overhead Guard | X | |
| 2197mm Overhead Guard | | X |
| 2137mm Flat Plate Overhead Guard | | X |
| Drive-In Rack Overhead Guard | | X |
| 5" Full Color Touch-Screen Display | X | |
| MONOTROL® Pedal Directional Control | X | |
| Seat-Side Directional Control Switch | | X |
| Auto-Park Brake | X | |
| Steering Wheel With Spinner Knob | X | |
| Infinitely Adjustable Tilt Steer Column | X | |
| Telescoping Steer Column With Tilt Memory | | X |
| On-Demand Steering | X | |
| Full Suspension Vinyl Seat | X | |
| Premium Full Suspension Vinyl Seat | | X |
| Premium Full Suspension Cloth Seat | | X |
| Air-Ride Full Suspension Vinyl Seat | | X |
| Air-Ride Full Suspension Cloth Seat | | X |
| Hi-Vis Red Seatbelt With Interlock | X | |
| Hi-Vis Red With Sequential Interlock | | X |
| Traction Speed Limiter - Pre-Set To 13km/H or 13/8km/h | | X |
| Dynamic Stability System | | X |
| CHASSIS - OPERATOR COMPARTMENT ACCESSORIES | STD | OPT |
| Dual Side-View Mirrors | | X |
| Panoramic Mirror | | X |
| LED Dome Style Reading Light | | X |
| Rear Drive Handle With Horn Button | | X |
| 12V Outlet | | X |
| Load Weight Display | | X |

FEATURES AND OPTIONS

| LIGHTS & ALARMS | STD | OPT |
|---|-----|----------|
| Primary DC/DC Converter - Power For Truck Accessories | X | |
| Auxiliary DC/DC Converter - Power For Customer Installed Accessories | | X |
| Without Lights | X | |
| LED Work Lights - Key Switch Or Automatic Activation | | X |
| One Rear Work Light - Key Switch Or Automatic Activation | | X |
| Two Front Work Lights - Key Switch Or Automatic Activation | | X |
| Two Front / One Rear Work Lights - Key Switch Or Automatic Activation | | X |
| Less Rear Lights | X | |
| Basic Tail Lights | | X |
| Blue Or Red Front Spotlight - Continuous Or Directional | | X |
| Blue Or Red Rear Spotlight - Continuous Or Directional | | X |
| Amber Strobe Light | | X |
| Audible Alarm - Reverse | | X |
| Audible Alarm - Forward Or Reverse | | X |
| TECHNOLOGY SOLUTIONS | | X |
| Hyster Tracker™ - Standard | X | |
| Hyster Tracker™ - Advanced | | X |
| Pedestrian Awareness Camera | | X |

E2.2-3.5XN2 BATTERY AND COMPARTMENT SPECIFICATIONS

| BATTERY AND COMPARTMENT SPECIFICATIONS | | | | | | | | | |
|--|-------|--------|--------|-----|------|-----|-------|--------|------|
| BATTERY COMPARTMENT | WIDTH | LENGTH | HEIGHT | "X" | "Y" | "Z" | VOLTS | WEIGHT | |
| | | | | | | | | MIN | MAX |
| | | | | | | | | KG | |
| MM | | | | | | | | | |
| 700 | 992 | 700 | 607 | 983 | 691 | 597 | 80 | 1050 | 1500 |
| 786 | | 786 | | | 777 | | | 1150 | 1600 |
| 847 | | 847 | | | 838 | | | 1320 | 1770 |
| 933 | | 933 | | | 924 | | | 1410 | 1860 |
| 1015 | | 1015 | | | 1006 | | | 1550 | 2000 |

X = Battery Width, Y = Battery Length, Z = Battery Height

NOTES

- (1) Max. battery
- (2) Bottom of forks
- (3) Add 641 mm with class II load backrest. Add 568 mm with class III load backrest.
- (4) h6 subject to +/- 5 mm tolerance.
- (5) Full suspension in compressed position specified. Add 40 mm for nominal position.
- (6) With sideshift carriage add 25 mm for Class 2 carriage, 28 mm for Class 3 carriage
- (7) Add 39 mm with load backrest.
- (8) Stacking aisle width (lines 4.34.1 & 4.34.2) is based on the VDI standard calculation as shown on illustration. The British Industrial Truck Association recommends the addition of 100 mm to the total clearance (dimension a) for extra operating margin at the rear of the truck.
- (9) HiP Performance settings
- (10) Gradeability figures (lines 5.7 & 5.8) are provided for comparison of tractive performance, but are not intended to endorse the operation of the vehicle on the stated inclines. Follow instructions in the operating manual regarding operation on inclines.
- (11) eLo Performance settings
- (12) Maximum flow set through dash display.
- (13) LPAZ, measured according to the test cycles and based on the weighting values contained in EN12053.

- * Standard / Wide tread
- ** 60 minute rating
- *** 5 minute rating
- **** 30 minute rating


Spec sheet truck based on:- 3260mm (E2.2-2.5XN2) / 3078mm (E3.0-3.5XN2) TDF 2 stage LFL Mast with standard carriage, 1000 mm forks.

CERTIFICATION: Hyster lift trucks meet the design and construction requirements of B56.1-1969, per OSHA Section 1910.178(a)(2), and also comply with the B56.1 revision in effect at time of manufacture. Certification of compliance with the applicable ANSI standards appears on the lift truck. Performance specifications are for a truck equipped as described under Standard Equipment on this technical guide. Performance specifications are affected by the condition of the vehicle and how it is equipped, as well as by the nature, condition of the operating area, proper service and maintenance of the vehicle. If these specifications are critical, the proposed application should be discussed with your dealer.



HYSTER EUROPE

Centennial House, Building 4.5, Frimley Business Park, Frimley, Surrey, GU16 7SG, United Kingdom

© 2026 Hyster-Yale Materials Handling, Inc., all rights reserved. Hyster and  are trademarks of Hyster-Yale Materials Handling, Inc. Hyster products are subject to change without notice. Trucks may be shown with optional equipment and/or features not available in all regions.