

# H2.0-3.5A

---

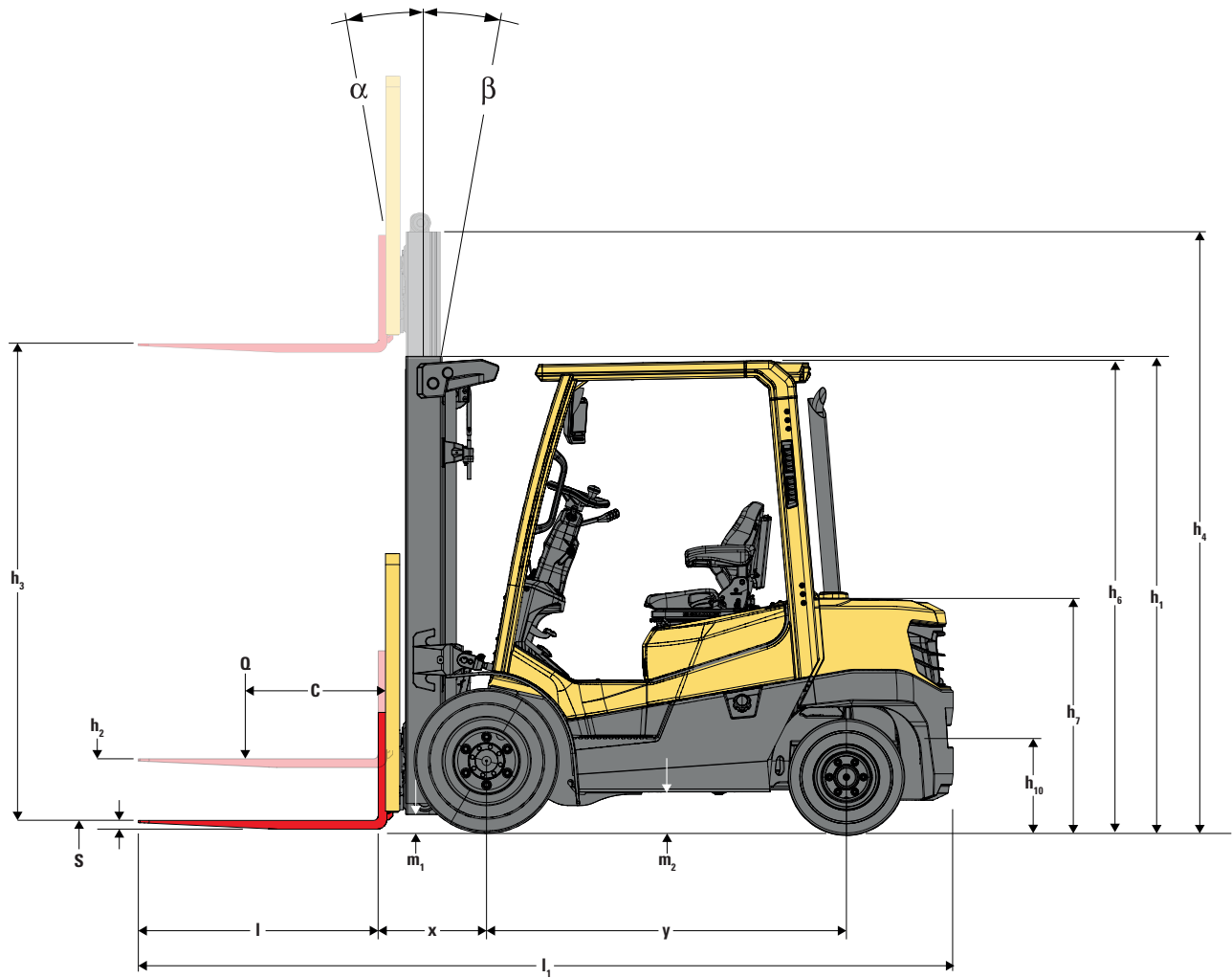


## DIESEL AND LPG FORKLIFT TRUCKS PRODUCT TECHNICAL GUIDE

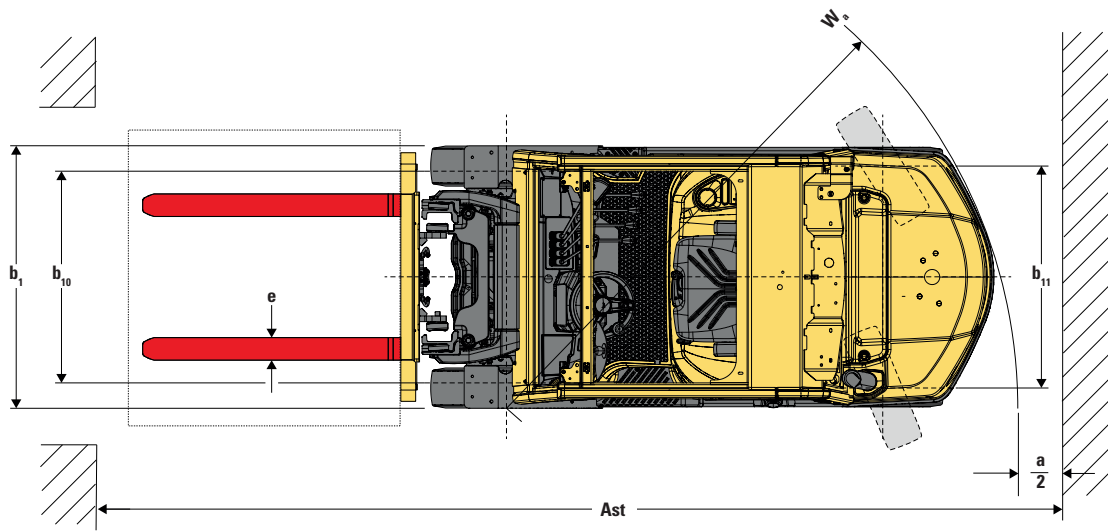


[WWW.HYSTER.COM](http://WWW.HYSTER.COM)

# TRUCK DIMENSIONS



# TRUCK DIMENSIONS



# H2.0A DIESEL/LPG PRIMEMATCH SPECIFICATIONS

GENERAL	1-1	Manufacturer			HYSTER		
	1-2	Model designation			H2.0A		
WEIGHT	1-2-1	Engine			Yanmar 2.1L	Yanmar 3.0L	Yanmar 2.2L
	1-2-2	CE compliance / Emission standards			Stage V	Non-Certified	Non-Certified & Stage V
WHEELS	1-2-3	Transmission			Mechanical Powershift		
	1-2-4	Brake Type			Drum Brakes		
DIMENSIONS	1-3	Drive: electric (battery or mains), diesel, petrol, LPG			Diesel		LPG
	1-4	Operator type: hand, pedestrian, standing, seated, order-picker			Seated		
PERFORMANCE	1-5	Rated capacity/rated load	Q	t	2.0		
	1-6	Load centre distance	c	mm	500		
COMBUSTION ENGINE	1-8	Load distance, centre of drive axle to fork	x	mm	475		
	1-9	Wheelbase	y	mm	1650		
ADDITIONAL DATA	2-1	Service weight		kg	3480		
	2-2	Axle loading laden, front/rear		kg	4815 / 665		
GENERAL	2-3	Axle loading unladen, front/rear		kg	1630 / 1850		
	3-1	Tyres, front/rear			Super Elastic		
WEIGHT	3-2	Tyre size, front			7.00 X 12		
	3-3	Tyre size, rear			6.00 X 9		
WHEELS	3-5	Number of wheels, front/rear (X = driven)			2x / 2		
	3-6	Tread, front	b10	mm	976		
DIMENSIONS	3-7	Tread, rear	b11	mm	980		
	4-1	Tilt of mast / fork carriage forward / backward	$\alpha / \beta$	( $^{\circ}$ )	6 / 6		
PERFORMANCE	4-2	Height, mast lowered	h1	mm	2010		
	4-3	Free lift (1)	h2	mm	160		
COMBUSTION ENGINE	4-4	Lift (1)	h3	mm	3000		
	4-5	Height, mast extended (2)	h4	mm	3575		
ADDITIONAL DATA	4-7	Height of overhead guard	h6	mm	2150		
	4-8	Seat height relating to SIP/stand height (3)	h7	mm	1143		
GENERAL	4-12	Coupling height	h10	mm	420		
	4-19	Overall length	l1	mm	3605		
WEIGHT	4-20	Length to face of forks	l2	mm	2535		
	4-21	Overall width (single / wide / dual)	b1	mm	1205 / 1590		
WHEELS	4-22	Fork dimensions DIN ISO 2331	s/e/l	mm	40 X 122 X 1070		
	4-23	Fork carriage ISO 2328, class/type A, B			II A		
DIMENSIONS	4-24	Fork carriage width (4)	b3	mm	1040		
	4-31	Ground clearance, laden, below mast	m1	mm	115		
PERFORMANCE	4-32	Ground clearance, centre of wheelbase	m2	mm	178		
	4-34-1	Aisle width for pallets 1000 x 1200 crossways	Ast	mm	3960		
COMBUSTION ENGINE	4-34-2	Aisle width for pallets 800 x 1200 lengthways	Ast	mm	3760		
	4-35	Turning radius	Wa	mm	2285		
ADDITIONAL DATA	4-36	Internal turning radius	b13	mm	815		
	4-41	90° intersecting aisle (with pallet W = 1200mm, L = 1000mm)			2052		
GENERAL	4-42	Step height (from ground to running board)		mm	440		
	4-43	Step height (between intermediate steps between running board and floor)		mm	250		
WEIGHT	5-1	Travel speed, laden/unladen		km/h	18.0 / 19.0	18.0 / 18.0	18.0 / 19.0
	5-1-1	Travel speed, laden/unladen, backwards		km/h	18.0 / 19.0	18.0 / 18.0	18.0 / 19.0
PERFORMANCE	5-2	Lift speed, laden/unladen (5)		m/s	0.51 / 0.54		
	5-3	Lowering speed, laden/unladen		m/s	0.43 / 0.40	0.43 / 0.40	0.43 / 0.40
COMBUSTION ENGINE	5-5	Drawbar pull, laden (6)		N	17000	16500	18500
	5-7	Gradeability, laden/unladen (7)		%	22 / 26		25 / 26
ADDITIONAL DATA	5-9	Acceleration time, laden/unladen (to 15m)		s	4.4 / 4.0		4.5 / 4.0
	5-10	Service brake			Hydraulic		
GENERAL	7-1	Engine manufacturer / type			Yanmar / 4TNV86CT	Yanmar / 4TNE94L	Yanmar / 4TN88G/GN
	7-2	Engine power according to ISO 1585		Kw	34.6	35.5	41.7
WEIGHT	7-3	Rated speed		min-1	2500	2400	2500
	7-3-1	Torque at 1 / min		(N-m/min)	167 / 1625	162 / 1500	174 / 1690
WHEELS	7-4	Number of cylinders/displacement		(-) / (cm <sup>3</sup> )	4 / 2091	4 / 3053	4 / 2190
	7-5	Fuel consumption according to VDI 2198		ℓ/h or kg/h	2.6	3.0	2.6
DIMENSIONS	7-5-1	Fuel consumption according to VDI EN16796		ℓ/h or kg/h	NA		
	7-6	Turnover output (Power / ECO)		(1 / h)	72		80
PERFORMANCE	8-1	Type of drive unit			Automatic		
	10-1	Operating pressure for attachments		bar	175		
COMBUSTION ENGINE	10-2	Oil volume for attachments (8)		l/min	64		
	10-3	Hydraulic oil tank, capacity		l	42		52
ADDITIONAL DATA	10-4	Fuel tank, capacity		l	42		-
	10-7	Sound pressure level at the driver's seat (9)		dB (A)	82		
WEIGHT	10-7-1	Guaranteed sound power 2001 / 14 / EC		dB (A)	NA		
	10-8	Towing coupling type			Pin		

# H2.5A DIESEL/LPG PRIMEMATCH SPECIFICATIONS

	Code	Description	Unit	HYSTER				
				H2.5A				
GENERAL	1-1	Manufacturer		HYSTER				
	1-2	Model designation		H2.5A				
	1-2-1	Engine		Yanmar 2.1L	Yanmar 3.0L	Yanmar 2.2L		
	1-2-2	CE compliance / Emission standards		Stage V	Non-Certified	Non-Certified & Stage V		
	1-2-3	Transmission		Mechanical Powershift				
	1-2-4	Brake Type		Drum Brakes				
	1-3	Drive		Diesel	LPG			
	1-4	Operator type		Seated				
	1-5	Rated capacity/rated load	Q	t	2.5			
	1-6	Load centre distance	c	mm	500			
WEIGHT	1-8	Load distance, centre of drive axle to fork	x	mm	475			
	1-9	Wheelbase	y	mm	1650			
	2-1	Service weight		kg	3865			
WHEELS	2-2	Axle loading laden, front/rear		kg	5593 / 772			
	2-3	Axle loading unladen, front/rear		kg	1615 / 2250			
	3-1	Tyres, front/rear			Super Elastic			
	3-2	Tyre size, front			7.00 X 12			
	3-3	Tyre size, rear			6.00 X 9			
	3-5	Number of wheels, front/rear (X = driven)			2x / 2			
	3-6	Tread, front	b <sub>10</sub>	mm	976			
DIMENSIONS	3-7	Tread, rear	b <sub>11</sub>	mm	980			
	4-1	Tilt of mast / fork carriage forward / backward	$\alpha / \beta$	(°)	6 / 6			
	4-2	Height, mast lowered	h <sub>1</sub>	mm	2010			
	4-3	Free lift (1)	h <sub>2</sub>	mm	160			
	4-4	Lift (1)	h <sub>3</sub>	mm	3000			
	4-5	Height, mast extended (2)	h <sub>4</sub>	mm	3575			
	4-7	Height of overhead guard	h <sub>6</sub>	mm	2150			
	4-8	Seat height relating to SIP/stand height (3)	h <sub>7</sub>	mm	1143			
	4-12	Coupling height	h <sub>10</sub>	mm	420			
	4-19	Overall length	l <sub>1</sub>	mm	3685			
	4-20	Length to face of forks	l <sub>2</sub>	mm	2615			
	4-21	Overall width (single / wide / dual)	b <sub>1</sub>	mm	1205 / 1590			
	4-22	Fork dimensions DIN ISO 2331	s/e/l	mm	40 X 122 X 1070			
	4-23	Fork carriage ISO 2328, class/type A, B			II A			
	4-24	Fork carriage width (4)	b <sub>3</sub>	mm	1040			
	4-31	Ground clearance, laden, below mast	m <sub>1</sub>	mm	115			
	4-32	Ground clearance, centre of wheelbase	m <sub>2</sub>	mm	178			
	4-34-1	Aisle width for pallets 1000 x 1200 crossways	A <sub>st</sub>	mm	4032			
	4-34-2	Aisle width for pallets 800 x 1200 lengthways	A <sub>st</sub>	mm	3832			
	4-35	Turning radius	W <sub>a</sub>	mm	2357			
	4-36	Internal turning radius	b <sub>13</sub>	mm	815			
	4-41	90° intersecting aisle (with pallet W = 1200mm, L = 1000mm)			2062			
	4-42	Step height (from ground to running board)		mm	440			
4-43	Step height (between intermediate steps between running board and floor)		mm	250				
PERFORMANCE	5-1	Travel speed, laden/unladen		km/h	18.0 / 19.0	18.0 / 18.0	18.0 / 19.0	
	5-1-1	Travel speed, laden/unladen, backwards		km/h	18.0 / 19.0	18.0 / 18.0	18.0 / 19.0	
	5-2	Lift speed, laden/unladen (5)		m/s	0.51 / 0.54			
	5-3	Lowering speed, laden/unladen		m/s	0.45 / 0.41	0.45 / 0.42	0.45 / 0.41	
	5-5	Drawbar pull, laden (6)		N	19000	18500	20000	
	5-7	Gradeability, laden/unladen (7)		%	20 / 24		24 / 25	
	5-9	Acceleration time, laden/unladen (to 15m)		s	4.3 / 4.1	4.5 / 4.1	4.6 / 4.1	
	5-10	Service brake			Hydraulic			
	COMBUSTION ENGINE	7-1	Engine manufacturer / type		Yanmar / 4TNV86CT	Yanmar / 4TNE94L	Yanmar / 4TN88G/GN	
		7-2	Engine power according to ISO 1585		Kw	34.6	35.5	41.7
7-3		Rated speed		min-1	2500	2400	2500	
7-3-1		Torque at 1 / min		(N-m/min)	167 / 1625	162 / 1500	174 / 1690	
7-4		Number of cylinders/displacement		(-) / (cm <sup>3</sup> )	4 / 2091	4 / 3053	4 / 2190	
7-5		Fuel consumption according to VDI 2198		ℓ/h or kg/h	2.8	3.3	2.8	
7-5-1		Fuel consumption according to VDI EN16796		ℓ/h or kg/h	NA			
7-6		Turnover output (Power / ECO)		(1 / h)	70		78	
ADDITIONAL DATA	8-1	Type of drive unit			Automatic			
	10-1	Operating pressure for attachments		bar	175			
	10-2	Oil volume for attachments (8)		l/min	64			
	10-3	Hydraulic oil tank, capacity		l	42	52		
	10-4	Fuel tank, capacity		l	42		-	
	10-7	Sound pressure level at the driver's seat (9)		dB (A)	82			
	10-7-1	Guaranteed sound power 2001 / 14 / EC		dB (A)	NA			
	10-8	Towing coupling type			Pin			

# H3.0A DIESEL/LPG PRIMEMATCH SPECIFICATIONS

	Code	Description	Unit	HYSTER				
				H3.0A				
GENERAL	1-1	Manufacturer		HYSTER				
	1-2	Model designation		H3.0A				
	1-2-1	Engine		Yanmar 2.1L	Yanmar 3.3L	Yanmar 2.2L		
	1-2-2	CE compliance / Emission standards		Stage V	Non-Certified	Non-Certified & Stage V		
	1-2-3	Transmission		Mechanical Powershift				
	1-2-4	Brake Type		Drum Brakes				
	1-3	Drive		Diesel	LPG			
	1-4	Operator type		Seated				
	1-5	Rated capacity/rated load	Q	t	3			
	1-6	Load centre distance	c	mm	500			
WEIGHT	1-8	Load distance, centre of drive axle to fork	x	mm	495			
	1-9	Wheelbase	y	mm	1700			
	2-1	Service weight		kg	4455			
WHEELS	2-2	Axle loading laden, front/rear		kg	6545 / 910			
	2-3	Axle loading unladen, front/rear		kg	1795 / 2650			
	3-1	Tyres, front/rear			Super Elastic			
	3-2	Tyre size, front			28 X 9 - 15			
	3-3	Tyre size, rear			6.5 X 10			
	3-5	Number of wheels, front/rear (X = driven)			2x / 2			
	3-6	Tread, front	b <sub>10</sub>	mm	1004			
DIMENSIONS	3-7	Tread, rear	b <sub>11</sub>	mm	982			
	4-1	Tilt of mast / fork carriage forward / backward	$\alpha / \beta$	( $^{\circ}$ )	6 / 6			
	4-2	Height, mast lowered	h <sub>1</sub>	mm	2075			
	4-3	Free lift (1)	h <sub>2</sub>	mm	165			
	4-4	Lift (1)	h <sub>3</sub>	mm	3000			
	4-5	Height, mast extended (2)	h <sub>4</sub>	mm	3640			
	4-7	Height of overhead guard	h <sub>6</sub>	mm	2175			
	4-8	Seat height relating to SIP/stand height (3)	h <sub>7</sub>	mm	1168			
	4-12	Coupling height	h <sub>10</sub>	mm	445			
	4-19	Overall length	l <sub>1</sub>	mm	3800			
	4-20	Length to face of forks	l <sub>2</sub>	mm	2730			
	4-21	Overall width (single / wide / dual)	b <sub>1</sub>	mm	1232 / 1730			
	4-22	Fork dimensions DIN ISO 2331	s/e/l	mm	45 X 122 X 1070			
	4-23	Fork carriage ISO 2328, class/type A, B			III A			
	4-24	Fork carriage width (4)	b <sub>3</sub>	mm	1100			
	4-31	Ground clearance, laden, below mast	m <sub>1</sub>	mm	130			
	4-32	Ground clearance, centre of wheelbase	m <sub>2</sub>	mm	203			
	4-34-1	Aisle width for pallets 1000 x 1200 crossways	A <sub>st</sub>	mm	4151			
	4-34-2	Aisle width for pallets 800 x 1200 lengthways	A <sub>st</sub>	mm	3951			
	4-35	Turning radius	W <sub>a</sub>	mm	2461			
	4-36	Internal turning radius	b <sub>13</sub>	mm	825			
	4-41	90° intersecting aisle (with pallet W = 1200mm, L = 1000mm)			2127			
	4-42	Step height (from ground to running board)		mm	462			
4-43	Step height (between intermediate steps between running board and floor)		mm	250				
PERFORMANCE	5-1	Travel speed, laden/unladen		km/h	19.0 / 20.0	18.0 / 19.0	19.0 / 20.0	
	5-1-1	Travel speed, laden/unladen, backwards		km/h	19.0 / 20.0	18.0 / 19.0	19.0 / 20.0	
	5-2	Lift speed, laden/unladen (5)		m/s	0.40 / 0.43			
	5-3	Lowering speed, laden/unladen		m/s	0.40 / 0.38	0.45 / 0.38		
	5-5	Drawbar pull, laden (6)		N	19000		18000	
	5-7	Gradeability, laden/unladen (7)		%	23 / 26		21 / 25	
	5-9	Acceleration time, laden/unladen (to 15m)		s	4.5 / 4.1		4.6 / 4.1	
	5-10	Service brake			Hydraulic			
	COMBUSTION ENGINE	7-1	Engine manufacturer / type		Yanmar / 4TNV86CHT	Yanmar / 4TNE98	Yanmar / 4TN88G/GN	
		7-2	Engine power according to ISO 1585		Kw	44	42	
7-3		Rated speed		min-1	2500	2300	2500	
7-3-1		Torque at 1 / min		(N-m/min)	202 / 1675	200 / 1700	174 / 1690	
7-4		Number of cylinders/displacement		(-) / (cm <sup>3</sup> )	4 / 2091	4 / 3053	4 / 2190	
7-5		Fuel consumption according to VDI 2198		ℓ/h or kg/h	3.1	4	3.8	
7-5-1		Fuel consumption according to VDI EN16796		ℓ/h or kg/h	NA			
7-6		Turnover output (Power / ECO)		(1 / h)	76		73	
ADDITIONAL DATA	8-1	Type of drive unit			Automatic			
	10-1	Operating pressure for attachments		bar	175			
	10-2	Oil volume for attachments (8)		l/min	64			
	10-3	Hydraulic oil tank, capacity		l	64			
	10-4	Fuel tank, capacity		l	42	-		
	10-7	Sound pressure level at the driver's seat (9)		dB (A)	82	83	82	
	10-7-1	Guaranteed sound power 2001 / 14 / EC		dB (A)	NA			
	10-8	Towing coupling type			Pin			

# H3.5A DIESEL/LPG PRIMEMATCH SPECIFICATIONS

GENERAL	1-1	HYSTER			
	1-2	H3.5A			
WEIGHT	1-2-1	Yanmar 2.1L		Yanmar 3.3L	Yanmar 2.2L
	1-2-2	Stage V		Non-Certified	Non-Certified & Stage V
WHEELS	1-2-3	Mechanical Powershift			
	1-2-4	Drum Brakes			
DIMENSIONS	1-3	Diesel		LPG	
	1-4	Seated			
PERFORMANCE	1-5	Q	t	3.5	
	1-6	c	mm	500	
COMBUSTION ENGINE	1-8	x	mm	510	
	1-9	y	mm	1700	
ADDITIONAL DATA	2-1	4880			
	2-2	7380 / 1000			
GENERAL	2-3	1800 / 3070			
	3-1	Super Elastic			
WEIGHT	3-2	28 X 9 - 15			
	3-3	6.5 X 10			
WHEELS	3-5	2x / 2			
	3-6	b <sub>10</sub>	mm	1004	
DIMENSIONS	3-7	b <sub>11</sub>	mm	982	
	4-1	α / β	(°)	6 / 6	
PERFORMANCE	4-2	h <sub>1</sub>	mm	2075	
	4-3	h <sub>2</sub>	mm	165	
COMBUSTION ENGINE	4-4	h <sub>3</sub>	mm	3000	
	4-5	h <sub>4</sub>	mm	3640	
ADDITIONAL DATA	4-7	h <sub>6</sub>	mm	2175	
	4-8	h <sub>7</sub>	mm	1168	
GENERAL	4-12	h <sub>10</sub>	mm	445	
	4-19	l <sub>1</sub>	mm	3890	
WEIGHT	4-20	l <sub>2</sub>	mm	2820	
	4-21	b <sub>1</sub>	mm	1232 / 1730	
WHEELS	4-22	s/e/l	mm	45 X 122 X 1070	
	4-23	III A			
DIMENSIONS	4-24	b <sub>3</sub>	mm	1100	
	4-31	m <sub>1</sub>	mm	130	
PERFORMANCE	4-32	m <sub>2</sub>	mm	203	
	4-34-1	A <sub>st</sub>	mm	4244	
COMBUSTION ENGINE	4-34-2	A <sub>st</sub>	mm	4044	
	4-35	W <sub>a</sub>	mm	2534	
ADDITIONAL DATA	4-36	b <sub>13</sub>	mm	825	
	4-41	2170			
GENERAL	4-42	462			
	4-43	250			
WEIGHT	5-1	19.0 / 20.0		18.0 / 19.0	19.0 / 20.0
	5-1-1	19.0 / 20.0		18.0 / 19.0	19.0 / 20.0
PERFORMANCE	5-2	0.40 / 0.43		0.37 / 0.40	0.40 / 0.43
	5-3	0.45 / 0.38			
COMBUSTION ENGINE	5-5	21000		20000	
	5-7	20 / 25		19 / 25	
ADDITIONAL DATA	5-9	4.8 / 4.2		5.8 / 4.7	
	5-10	Hydraulic			
GENERAL	7-1	Yanmar / 4TNV86CHT		Yanmar / 4TNE98	Yanmar / 4TN88G/GN
	7-2	44		42	
WEIGHT	7-3	2500		2300	2500
	7-3-1	202 / 1675		200 / 1700	174 / 1690
WHEELS	7-4	4 / 2091		4 / 3053	4 / 2190
	7-5	3.8		4.9	3.9
DIMENSIONS	7-5-1	NA			
	7-6	74		72	
PERFORMANCE	8-1	Automatic			
	10-1	175			
COMBUSTION ENGINE	10-2	64			
	10-3	64			
ADDITIONAL DATA	10-4	42		-	
	10-7	82		83	82
WEIGHT	10-7-1	NA			
	10-8	Pin			

# H2.0A DIESEL/LPG COREMATCH/INTELMATCH/DURAMATCH SPECIFICATIONS

	Code	Description	HYSTER				
			H2.0A				
GENERAL	1-1	Manufacturer	HYSTER				
	1-2	Model designation	H2.0A				
	1-2-1	Engine	Yanmar 2.1L	Yanmar 3.0L	Yanmar 2.2L		
	1-2-2	CE compliance / Emission standards	Stage V	Non-Certified	Non-Certified & Stage V		
	1-2-3	Transmission	Electronic Powershift / Duramatch™ 1-Speed				
	1-2-4	Brake Type	Drum Brakes				
	1-3	Drive	Diesel	LPG			
	1-4	Operator type	Seated				
	1-5	Rated capacity/rated load	Q	t	2		
	1-6	Load centre distance	c	mm	500		
WEIGHT	1-8	Load distance, centre of drive axle to fork	x	mm	470		
	1-9	Wheelbase	y	mm	1650		
	2-1	Service weight		kg	3613		
	2-2	Axle loading laden, front/rear		kg	4981 / 632		
	2-3	Axle loading unladen, front/rear		kg	1805 / 1808		
	3-1	Tyres, front/rear	Super Elastic				
	3-2	Tyre size, front	7.00 X 12				
	3-3	Tyre size, rear	6.00 X 9				
	3-5	Number of wheels, front/rear (X = driven)	2x / 2				
WHEELS	3-6	Tread, front	b <sub>10</sub>	mm	983		
	3-7	Tread, rear	b <sub>11</sub>	mm	958		
	4-1	Tilt of mast / fork carriage forward / backward	α / β	(°)	6 / 6		
	4-2	Height, mast lowered	h <sub>1</sub>	mm	2570		
	4-3	Free lift (1)	h <sub>2</sub>	mm	50		
	4-4	Lift (1)	h <sub>3</sub>	mm	3900		
	4-5	Height, mast extended (2)	h <sub>4</sub>	mm	4500		
	4-7	Height of overhead guard	h <sub>6</sub>	mm	2160		
	4-8	Seat height relating to SIP/stand height (3)	h <sub>7</sub>	mm	1145		
	4-12	Coupling height	h <sub>10</sub>	mm	440		
DIMENSIONS	4-19	Overall length	l <sub>1</sub>	mm	3534		
	4-20	Length to face of forks	l <sub>2</sub>	mm	2534		
	4-21	Overall width (single / wide / dual)	b <sub>1</sub>	mm	1160 / 1280 / 1542		
	4-22	Fork dimensions DIN ISO 2331	s/e/l	mm	40 X 100 X 1000		
	4-23	Fork carriage ISO 2328, class/type A, B			II A		
	4-24	Fork carriage width (4)	b <sub>3</sub>	mm	1070		
	4-31	Ground clearance, laden, below mast	m <sub>1</sub>	mm	130		
	4-32	Ground clearance, centre of wheelbase	m <sub>2</sub>	mm	160		
	4-34-1	Aisle width for pallets 1000 x 1200 crossways	A <sub>st</sub>	mm	3861		
	4-34-2	Aisle width for pallets 800 x 1200 lengthways	A <sub>st</sub>	mm	4061		
	4-35	Turning radius	W <sub>a</sub>	mm	2191		
	4-36	Internal turning radius	b <sub>13</sub>	mm	640		
	4-41	90° intersecting aisle (with pallet W = 1200mm, L = 1000mm)			2018		
	4-42	Step height (from ground to running board)		mm	440		
	4-43	Step height (between intermediate steps between running board and floor)		mm	250		
	PERFORMANCE	5-1	Travel speed, laden/unladen		km/h	18.5 / 18.7	
		5-1-1	Travel speed, laden/unladen, backwards		km/h	18.8 / 19.0	
5-2		Lift speed, laden/unladen (5)		m/s	0.61 / 0.65		
5-3		Lowering speed, laden/unladen		m/s	0.58 / 0.5		
5-5		Drawbar pull, laden (6)		N	15917		
5-7		Gradeability, laden/unladen (7)		%	30 / 30		
5-9		Acceleration time, laden/unladen (to 15m)		s	5.2 / 4.7		
5-10		Service brake			Hydraulic		
COMBUSTION ENGINE		7-1	Engine manufacturer / type		Yanmar / 4TNV86CT	Yanmar / 4TNE94L	Yanmar / 4TN88G/GN
		7-2	Engine power according to ISO 1585		Kw	36.6	34.1
	7-3	Rated speed		min-1	2500	2200	2500
	7-3-1	Torque at 1 / min		(N-m/min)	167 / 1625	162 / 1500	174 / 1690
	7-4	Number of cylinders/displacement		(-) / (cm³)	4 / 2091	4 / 3053	4 / 2190
	7-5	Fuel consumption according to VDI 2198 (CDP/DP)		ℓ/h or kg/h	2.5 / 2.3	3.15 / 2.72	2.4 / 2.2
	7-5-1	Fuel consumption according to VDI EN16796 (CDP/NDP)		ℓ/h or kg/h	2.1 / 2.0	2.81 / 2.42	2.1 / 2.0
	7-6	Turnover output (Power / ECO)		(1 / h)	92 / 83	N/A	96 / 85
ADDITIONAL DATA	8-1	Type of drive unit			Automatic		
	10-1	Operating pressure for attachments		bar	175		
	10-2	Oil volume for attachments (8)		l/min	64		
	10-3	Hydraulic oil tank, capacity		l	34.2	40.6	
	10-4	Fuel tank, capacity		l	39.9		-
	10-7	Sound pressure level at the driver's seat (9)		dB (A)	78	82	77
	10-7-1	Guaranteed sound power 2001 / 14 / EC		dB (A)	101	N/A	101
	10-8	Towing coupling type			Pin		

# H2.5A DIESEL/LPG COREMATCH/INTELMATCH/DURAMATCH SPECIFICATIONS

	Code	Description	Specifications				
			Yanmar 2.1L	Yanmar 3.0L	Yanmar 2.2L		
GENERAL	1-1	Manufacturer	HYSTER				
	1-2	Model designation	H2.5A				
	1-2-1	Engine	Yanmar 2.1L	Yanmar 3.0L	Yanmar 2.2L		
	1-2-2	CE compliance / Emission standards	Stage V	Non-Certified	Non-Certified & Stage V		
	1-2-3	Transmission	Electronic Powershift / Duramatch™ 1-Speed				
	1-2-4	Brake Type	Drum Brakes				
	1-3	Drive	Diesel	LPG			
	1-4	Operator type	Seated				
	1-5	Rated capacity/rated load	Q	t	2.5		
	1-6	Load centre distance	c	mm	500		
WEIGHT	1-8	Load distance, centre of drive axle to fork	x	mm	470		
	1-9	Wheelbase	y	mm	1650		
	2-1	Service weight		kg	3990		
WHEELS	2-2	Axle loading laden, front/rear		kg	5698 / 792		
	2-3	Axle loading unladen, front/rear		kg	1728 / 2262		
	3-1	Tyres, front/rear	Super Elastic				
	3-2	Tyre size, front	7.00 X 12				
	3-3	Tyre size, rear	6.00 X 9				
	3-5	Number of wheels, front/rear (X = driven)	2x / 2				
	3-6	Tread, front	b <sub>10</sub>	mm	983		
DIMENSIONS	3-7	Tread, rear	b <sub>11</sub>	mm	958		
	4-1	Tilt of mast / fork carriage forward / backward	α / β	(°)	6 / 6		
	4-2	Height, mast lowered	h <sub>1</sub>	mm	2570		
	4-3	Free lift (1)	h <sub>2</sub>	mm	50		
	4-4	Lift (1)	h <sub>3</sub>	mm	3900		
	4-5	Height, mast extended (2)	h <sub>4</sub>	mm	4500		
	4-7	Height of overhead guard	h <sub>6</sub>	mm	2160		
	4-8	Seat height relating to SIP/stand height (3)	h <sub>7</sub>	mm	1145		
	4-12	Coupling height	h <sub>10</sub>	mm	440		
	4-19	Overall length	l <sub>1</sub>	mm	3610		
	4-20	Length to face of forks	l <sub>2</sub>	mm	2610		
	4-21	Overall width (single / wide / dual)	b <sub>1</sub>	mm	1160 / 1280 / 1542		
	4-22	Fork dimensions DIN ISO 2331	s/e/l	mm	40 X 100 X 1000		
	4-23	Fork carriage ISO 2328, class/type A, B			II A		
	4-24	Fork carriage width (4)	b <sub>3</sub>	mm	1070		
	4-31	Ground clearance, laden, below mast	m <sub>1</sub>	mm	130		
	4-32	Ground clearance, centre of wheelbase	m <sub>2</sub>	mm	160		
	4-34-1	Aisle width for pallets 1000 × 1200 crossways	A <sub>st</sub>	mm	3933		
	4-34-2	Aisle width for pallets 800 × 1200 lengthways	A <sub>st</sub>	mm	4133		
	4-35	Turning radius	W <sub>a</sub>	mm	2263		
	4-36	Internal turning radius	b <sub>13</sub>	mm	640		
	4-41	90° intersecting aisle (with pallet W = 1200mm, L = 1000mm)			2057		
	4-42	Step height (from ground to running board)		mm	440		
4-43	Step height (between intermediate steps between running board and floor)		mm	250			
PERFORMANCE	5-1	Travel speed, laden/unladen	km/h	18.4 / 18.7	17.3 / 17.8	18.4 / 18.7	
	5-1-1	Travel speed, laden/unladen, backwards	km/h	18.7 / 19.0	17.6 / 18.1	18.7 / 19.0	
	5-2	Lift speed, laden/unladen (5)	m/s	0.60 / 0.65	0.59 / 0.65	0.60 / 0.65	
	5-3	Lowering speed, laden/unladen	m/s	0.58 / 0.50	0.58 / 0.49	0.58 / 0.50	
	5-5	Drawbar pull, laden (6)	N	15758	15074	17145	
	5-7	Gradeability, laden/unladen (7)	%	26 / 26	24 / 26	28 / 26	
	5-9	Acceleration time, laden/unladen (to 15m)	s	5.5 / 4.8	5.27 / 4.88	5.9 / 4.5	
	5-10	Service brake			Hydraulic		
	COMBUSTION ENGINE	7-1	Engine manufacturer / type	Yanmar / 4TNV86CT	Yanmar / 4TNE94L	Yanmar / 4TN88G/GN	
		7-2	Engine power according to ISO 1585	Kw	36.6	34.1	42
7-3		Rated speed	min-1	2500	2200	2500	
7-3-1		Torque at 1 / min	(N-m/min)	167 / 1625	162 / 1500	174 / 1690	
7-4		Number of cylinders/displacement	(-) / (cm³)	4 / 2091	4 / 3053	4 / 2190	
7-5		Fuel consumption according to VDI 2198 (CDP/DP)	ℓ/h or kg/h	2.9 / 2.7	3.52 / 3.14	2.7 / 2.5	
7-5-1		Fuel consumption according to VDI EN16796 (CDP/NDP)	ℓ/h or kg/h	2.5 / 2.3	3.14 / 2.8	2.4 / 2.2	
7-6	Turnover output (Power / ECO)	(1 / h)	92 / 83	NA	96 / 85		
ADDITIONAL DATA	8-1	Type of drive unit	Automatic				
	10-1	Operating pressure for attachments	bar	180			
	10-2	Oil volume for attachments (8)	l/min	60			
	10-3	Hydraulic oil tank, capacity	l	34.2	40.6		
	10-4	Fuel tank, capacity	l	39.9	N/A	-	
	10-7	Sound pressure level at the driver's seat (9)	dB (A)	78	82	77	
	10-7-1	Guaranteed sound power 2001 / 14 / EC	dB (A)	101	N/A	101	
	10-8	Towing coupling type		Pin			

# H2.5A6 DIESEL/LPG COREMATCH/INTELMATCH/DURAMATCH SPECIFICATIONS

GENERAL	1-1	Manufacturer			HYSTER			
	1-2	Model designation			H2.5A6			
GENERAL	1-2-1	Engine			Yanmar 2.1L	Yanmar 3.3L	Yanmar 2.2L	
	1-2-2	CE compliance / Emission standards			Stage V	Tier III	Tier III & Stage V	
GENERAL	1-2-3	Transmission			Electronic Powershift / Duramatch 1-Speed			
	1-2-4	Brake Type			Drum Brakes			
GENERAL	1-3	Drive			Diesel	LPG		
	1-4	Operator type			Seated			
GENERAL	1-5	Rated capacity/rated load	Q	t	2.5			
	1-6	Load centre distance	c	mm	600			
GENERAL	1-8	Load distance, centre of drive axle to fork	x	mm	495			
	1-9	Wheelbase	y	mm	1700			
WEIGHT	2-1	Service weight		kg	4292			
	2-2	Axle loading, laden front		kg	5900 / 921			
	2-3	Axle loading, unladen front		kg	1778 / 2514			
WHEELS	3-1	Tyres			Super Elastic			
	3-2	Tyre size, front			28 X 9 - 15			
	3-3	Tyre size, rear			6.5 X 10			
	3-5	Number of wheels, front/rear (X = driven)			2x / 2			
	3-6	Tread, front	b <sub>10</sub>	mm	959			
	3-7	Tread, rear	b <sub>11</sub>	mm	958			
DIMENSIONS	4-1	Tilt of mast / fork carriage forward / backward	$\alpha / \beta$	( <sup>o</sup> )	6 / 6			
	4-2	Height, mast lowered	h <sub>1</sub>	mm	2592			
	4-3	Free lift (1)	h <sub>2</sub>	mm	50			
	4-4	Lift (1)	h <sub>3</sub>	mm	3900			
	4-5	Height, mast extended (2)	h <sub>4</sub>	mm	4500			
	4-7	Height of overhead guard	h <sub>6</sub>	mm	2182			
	4-8	Seat height relating to SIP/stand height (3)	h <sub>7</sub>	mm	1167			
	4-12	Coupling height	h <sub>10</sub>	mm	452			
	4-19	Overall length	l <sub>1</sub>	mm	3714			
	4-20	Length to face of forks	l <sub>2</sub>	mm	2714			
	4-21	Overall width (single / wide / dual)	b <sub>1</sub>	mm	1186 / 1353 / 1545			
	4-22	Fork dimensions DIN ISO 2331	s/e/l	mm	50 X 120 X 1000			
	4-23	Fork carriage ISO 2328, class/type A, B			II A			
	4-24	Fork carriage width (4)	b <sub>3</sub>	mm	1070			
	4-31	Ground clearance, laden, below mast	m <sub>1</sub>	mm	152			
	4-32	Ground clearance, centre of wheelbase	m <sub>2</sub>	mm	182			
	4-34-1	Aisle width for pallets 1000 x 1200 crossways	A <sub>st</sub>	mm	4027			
	4-34-2	Aisle width for pallets 800 x 1200 lengthways	A <sub>st</sub>	mm	4227			
	4-35	Turning radius	W <sub>a</sub>	mm	2333			
	4-36	Internal turning radius	b <sub>13</sub>	mm	660			
	4-41	90° intersecting aisle (with pallet W = 1200mm, L = 1000mm)			2089			
	4-42	Step height (from ground to running board)		mm	462			
	4-43	Step height (between intermediate steps between running board and floor)		mm	250			
	PERFORMANCE	5-1	Travel speed, laden/unladen		km/h	18.5 / 18.7		
5-1-1		Travel speed, laden/unladen, backwards		km/h	18.8 / 19.0			
5-2		Lift speed, laden/unladen (5)		m/s	0.60 / 0.65	0.58 / 0.65	0.60 / 0.65	
5-3		Lowering speed, laden/unladen		m/s	0.58 / 0.50	0.58 / 0.49	0.58 / 0.5	
5-5		Drawbar pull, laden (6)		N	19314	20021	16920	
5-7		Gradeability, laden/unladen (7)		%	30 / 25	31 / 25	26 / 25	
5-9		Acceleration time, laden/unladen (to 15m)		s	5.2 / 4.7	5.11 / 4.52	5.1 / 4.5	
5-10		Service brake			Hydraulic			
COMBUSTION ENGINE		7-1	Engine manufacturer / type			Yanmar / 4TNV86CT	Yanmar 4TNE94L	Yanmar / 4TN88G/GN
		7-2	Engine power according to ISO 1585		Kw	44	42.4	42
	7-3	Rated speed		min-1	2500	2300	2500	
	7-3-1	Torque at 1 / min		(N-m/min)	202 / 1675	200 / 1700	174 / 1690	
	7-4	Number of cylinders/displacement		(-) / (cm <sup>3</sup> )	4 / 2091	4 / 3319	4 / 2190	
	7-5	Fuel consumption according to VDI 2198 (CDP/VDP)		ℓ/h or kg/h	2.8 / 2.6	3.79 / 3.41	2.8 / 2.6	
	7-5-1	Fuel consumption according to VDI EN16796 (CDP/VDP)		ℓ/h or kg/h	2.3 / 2.2	3.37 / 3.04	2.5 / 2.3	
	7-6	Turnover output (Power / ECO)		(1 / h)	92 / 83	NA	96 / 85	
ADDITIONAL DATA	8-1	Type of drive unit			Automatic			
	10-1	Operating pressure for attachments		bar	180			
	10-2	Oil volume for attachments (8)		l/min	60			
	10-3	Hydraulic oil tank, capacity		l	34.2	40.6	40.6	
	10-4	Fuel tank, capacity		l	39.9	39.9	-	
	10-7	Sound pressure level at the driver's seat (9)		dB (A)	79	82	77	
	10-7-1	Guaranteed sound power 2001 / 14 / EC		dB (A)	101	NA	101	
	10-8	Towing coupling type			Pin			

# H3.0A DIESEL/LPG COREMATCH/INTELMATCH/DURAMATCH SPECIFICATIONS

	Code	Description	HYSTER			
			H3.0A			
GENERAL	1-1	Manufacturer	HYSTER			
	1-2	Model designation	H3.0A			
	1-2-1	Engine	Yanmar 2.1L	Yanmar 3.3L	Yanmar 2.2L	
	1-2-2	CE compliance / Emission standards	Stage V	Non-Certified	Non-Certified & Stage V	
	1-2-3	Transmission	Electronic Powershift / Duramatch™ 1-Speed			
	1-2-4	Brake Type	Drum Brakes			
	1-3	Drive	Diesel	LPG		
	1-4	Operator type	Seated			
	1-5	Rated capacity/rated load	Q	t	3	
	1-6	Load centre distance	c	mm	500	
WEIGHT	1-8	Load distance, centre of drive axle to fork	x	mm	495	
	1-9	Wheelbase	y	mm	1700	
	2-1	Service weight		kg	4642	
WHEELS	2-2	Axle loading laden, front/rear		kg	6635 / 1007	
	2-3	Axle loading unladen, front/rear		kg	1880 / 2762	
	3-1	Tyres, front/rear			Super Elastic	
	3-2	Tyre size, front			28 X 9 - 15	
	3-3	Tyre size, rear			6.5 X 10	
	3-5	Number of wheels, front/rear (X = driven)			2x / 2	
	3-6	Tread, front	b <sub>10</sub>	mm	959	
DIMENSIONS	3-7	Tread, rear	b <sub>11</sub>	mm	958	
	4-1	Tilt of mast / fork carriage forward / backward	α / β	(°)	6 / 6	
	4-2	Height, mast lowered	h <sub>1</sub>	mm	2692	
	4-3	Free lift (1)	h <sub>2</sub>	mm	50	
	4-4	Lift (1)	h <sub>3</sub>	mm	3880	
	4-5	Height, mast extended (2)	h <sub>4</sub>	mm	4552	
	4-7	Height of overhead guard	h <sub>6</sub>	mm	2182	
	4-8	Seat height relating to SIP/stand height (3)	h <sub>7</sub>	mm	1167	
	4-12	Coupling height	h <sub>10</sub>	mm	462	
	4-19	Overall length	l <sub>1</sub>	mm	3746	
	4-20	Length to face of forks	l <sub>2</sub>	mm	2746	
	4-21	Overall width (single / wide / dual)	b <sub>1</sub>	mm	1186 / 1353 / 1545	
	4-22	Fork dimensions DIN ISO 2331	s/e/l	mm	50 X 120 X 1000	
	4-23	Fork carriage ISO 2328, class/type A, B			III A	
	4-24	Fork carriage width (4)	b <sub>3</sub>	mm	1070	
	4-31	Ground clearance, laden, below mast	m <sub>1</sub>	mm	152	
	4-32	Ground clearance, centre of wheelbase	m <sub>2</sub>	mm	182	
	4-34-1	Aisle width for pallets 1000 × 1200 crossways	A <sub>st</sub>	mm	4069	
	4-34-2	Aisle width for pallets 800 × 1200 lengthways	A <sub>st</sub>	mm	4269	
	4-35	Turning radius	W <sub>a</sub>	mm	2374	
	4-36	Internal turning radius	b <sub>13</sub>	mm	660	
	4-41	90° intersecting aisle (with pallet W = 1200mm, L = 1000mm)			2110	
	4-42	Step height (from ground to running board)		mm	462	
4-43	Step height (between intermediate steps between running board and floor)		mm	250		
PERFORMANCE	5-1	Travel speed, laden/unladen		km/h	18.4 / 18.6	
	5-1-1	Travel speed, laden/unladen, backwards		km/h	18.7 / 18.9	
	5-2	Lift speed, laden/unladen (5)		m/s	0.56 / 0.61	
	5-3	Lowering speed, laden/unladen		m/s	0.58 / 0.53	
	5-5	Drawbar pull, laden (6)		N	19160	
	5-7	Gradeability, laden/unladen (7)		%	26 / 24	
	5-9	Acceleration time, laden/unladen (to 15m)		s	5.3 / 4.7	
	5-10	Service brake			Hydraulic	
	COMBUSTION ENGINE	7-1	Engine manufacturer / type	Yanmar / 4TNV86CHT	Yanmar / 4TNE98	Yanmar / 4TN88G/GN
		7-2	Engine power according to ISO 1585		Kw	44
7-3		Rated speed		min-1	2500	
7-3-1		Torque at 1 / min		(N-m/min)	202 / 1675	
7-4		Number of cylinders/displacement		(-) / (cm³)	4 / 3053	
7-5		Fuel consumption according to VDI 2198 (CDP/DP)		ℓ/h or kg/h	3.2 / 2.9	
7-5-1		Fuel consumption according to VDI EN16796 (CDP/NDP)		ℓ/h or kg/h	2.6 / 2.4	
7-6		Turnover output (Power / ECO)		(1 / h)	90 / 82	
ADDITIONAL DATA	8-1	Type of drive unit			Automatic	
	10-1	Operating pressure for attachments		bar	180	
	10-2	Oil volume for attachments (8)		l/min	60	
	10-3	Hydraulic oil tank, capacity		l	34.2	
	10-4	Fuel tank, capacity		l	39.9	
	10-7	Sound pressure level at the driver's seat (9)		dB (A)	79	
	10-7-1	Guaranteed sound power 2001 / 14 / EC		dB (A)	101	
	10-8	Towing coupling type			Pin	

# H3.5A DIESEL/LPG COREMATCH/INTELMATCH/DURAMATCH SPECIFICATIONS

	Code	Description	HYSTER			
			H3.5A			
GENERAL	1-1	Manufacturer	HYSTER			
	1-2	Model designation	H3.5A			
	1-2-1	Engine	Yanmar 2.1L	Yanmar 3.3L	Yanmar 2.2L	
	1-2-2	CE compliance / Emission standards	Stage V	Non-Certified	Non-Certified & Stage V	
	1-2-3	Transmission	Electronic Powershift / Duramatch™ 1-Speed			
	1-2-4	Brake Type	Drum Brakes			
	1-3	Drive	Diesel	LPG		
	1-4	Operator type	Seated			
	1-5	Rated capacity/rated load	Q	t	3.5	
	1-6	Load centre distance	c	mm	500	
WEIGHT	1-8	Load distance, centre of drive axle to fork	x	mm	495	
	1-9	Wheelbase	y	mm	1700	
	2-1	Service weight		kg	4910	
WHEELS	2-2	Axle loading laden, front/rear		kg	7230 / 1180	
	2-3	Axle loading unladen, front/rear		kg	1683 / 3227	
	3-1	Tyres, front/rear	Super Elastic			
	3-2	Tyre size, front	28 X 9 - 15			
	3-3	Tyre size, rear	6.5 X 10			
	3-5	Number of wheels, front/rear (X = driven)	2x / 2			
	3-6	Tread, front	b <sub>10</sub>	mm	959	
DIMENSIONS	3-7	Tread, rear	b <sub>11</sub>	mm	958	
	4-1	Tilt of mast / fork carriage forward / backward	α / β	(°)	6 / 6	
	4-2	Height, mast lowered	h <sub>1</sub>	mm	2692	
	4-3	Free lift (1)	h <sub>2</sub>	mm	50	
	4-4	Lift (1)	h <sub>3</sub>	mm	3880	
	4-5	Height, mast extended (2)	h <sub>4</sub>	mm	4552	
	4-7	Height of overhead guard	h <sub>6</sub>	mm	2182	
	4-8	Seat height relating to SIP/stand height (3)	h <sub>7</sub>	mm	1167	
	4-12	Coupling height	h <sub>10</sub>	mm	462	
	4-19	Overall length	l <sub>1</sub>	mm	3813	
	4-20	Length to face of forks	l <sub>2</sub>	mm	2813	
	4-21	Overall width (single / wide / dual)	b <sub>1</sub>	mm	1186 / 1353 / 1545	
	4-22	Fork dimensions DIN ISO 2331	s/e/l	mm	50 X 120 X 1000	
	4-23	Fork carriage ISO 2328, class/type A, B			III A	
	4-24	Fork carriage width (4)	b <sub>3</sub>	mm	1070	
	4-31	Ground clearance, laden, below mast	m <sub>1</sub>	mm	152	
	4-32	Ground clearance, centre of wheelbase	m <sub>2</sub>	mm	182	
	4-34-1	Aisle width for pallets 1000 x 1200 crossways	A <sub>st</sub>	mm	4144	
	4-34-2	Aisle width for pallets 800 x 1200 lengthways	A <sub>st</sub>	mm	4344	
	4-35	Turning radius	W <sub>a</sub>	mm	2449	
	4-36	Internal turning radius	b <sub>13</sub>	mm	660	
	4-41	90° intersecting aisle (with pallet W = 1200mm, L = 1000mm)			2149	
	4-42	Step height (from ground to running board)		mm	462	
4-43	Step height (between intermediate steps between running board and floor)		mm	250		
PERFORMANCE	5-1	Travel speed, laden/unladen		km/h	18.4 / 18.6	
	5-1-1	Travel speed, laden/unladen, backwards		km/h	18.7 / 18.9	
	5-2	Lift speed, laden/unladen (5)		m/s	0.56 / 0.61	
	5-3	Lowering speed, laden/unladen		m/s	0.58 / 0.50	
	5-5	Drawbar pull, laden (6)		N	19021	
	5-7	Gradeability, laden/unladen (7)		%	24 / 20	
	5-9	Acceleration time, laden/unladen (to 15m)		s	5.5 / 4.8	
	5-10	Service brake			Hydraulic	
	COMBUSTION ENGINE	7-1	Engine manufacturer / type	Yanmar / 4TNV86CHT	Yanmar / 4TNE98	Yanmar / 4TN88G/GN
		7-2	Engine power according to ISO 1585		Kw	44
7-3		Rated speed		min-1	2500	
7-3-1		Torque at 1 / min		(N-m/min)	202 / 1675	
7-4		Number of cylinders/displacement		(-) / (cm³)	4 / 3053	
7-5		Fuel consumption according to VDI 2198 (CDP/DP)		ℓ/h or kg/h	3.5 / 3.2	
7-5-1		Fuel consumption according to VDI EN16796 (CDP/NDP)		ℓ/h or kg/h	2.9 / 2.6	
7-6		Turnover output (Power / ECO)		(1 / h)	89 / 81	
ADDITIONAL DATA	8-1	Type of drive unit	Automatic			
	10-1	Operating pressure for attachments		bar	180	
	10-2	Oil volume for attachments (8)		l/min	60	
	10-3	Hydraulic oil tank, capacity		l	34.2	
	10-4	Fuel tank, capacity		l	39.9	
	10-7	Sound pressure level at the driver's seat (9)		dB (A)	79	
	10-7-1	Guaranteed sound power 2001 / 14 / EC		dB (A)	101	
	10-8	Towing coupling type			Pin	

# MAST AND CAPACITY INFORMATION WITH PRIMEMATCH

## NOTES

- (1) = Top of forks.
- (2) = Without load backrest.
- (3) = Full suspension seat to manufacturers SIP.
- (4) = Add 32mm with load backrest.
- (5) = Constant displacement hydraulic pump (CDP).
- (6) = At 1.6km/h.
- (7) = At 4.8km/h.
- (8) = Variable.
- (9) = LPAZ, measured according to the test cycles and based on the weighting values contained in EN12053.

Spec sheet truck based on:- 3290mm (H2.0-2.5 A) / 3105mm (H3.0-3.5 A) TOF 2 stage LFL Mast with standard carriage, 1000 mm forks with manual levers. Including optional Noise Reduction Package.

**CERTIFICATION:** Hyster lift trucks meet the design and construction requirements of B56.1-1969, per OSHA Section 1910.178(a)(2), and also comply with the B56.1 revision in effect at time of manufacture. Certification of compliance with the applicable ANSI standards appears on the lift truck. Performance specifications are for a truck equipped as described under Standard Equipment on this technical guide. Performance specifications are affected by the condition of the vehicle and how it is equipped, as well as by the nature, condition of the operating area, proper service and maintenance of the vehicle. If these specifications are critical, the proposed application should be discussed with your dealer.

## H2.0A RATED CAPACITY @ 500MM LOAD CENTRE

	Maximum Fork Lift (mm)	Lowered Height (mm)	Extended Height without LBR (mm)	Extended Height with 1220 LBR (mm)	Free Lift Height without LBR (mm)	Back tilt (°)	Capacities (kg) @ 500mm Load Centre			
							Pneumatic Shaped Solid Tyres		Pneumatic Tyres	
							Without sideshift (kg)	With sideshift (kg)	Without sideshift (kg)	With sideshift (kg)
2-STAGE LIMITED FREE LIFT	3000	2010	3575	3990	160	10	2000	2000	2000	2000
	3300	2160	3875	4290	160	10	2000	2000	2000	2000
	3500	2260	4075	4490	160	10	2000	2000	2000	2000
	3700	2360	4275	4690	160	6	2000	2000	2000	2000
	4000	2560	4575	4990	160	6	2000	2000	2000	2000
	4500	2810	5075	5490	160	6	1910	1900	1900	1840
	5000	3060	5575	5990	160	6	1810	1790	1680 / 1800	1640 / 1790
2-STAGE FULL FREE LIFT	5500	3360	6075	6490	160	6	1690	1650	1330 / 1690	1280 / 1650
	6000	3610	6575	6990	160	6	1390 / 1570	1360 / 1540	1080 / 1560	1040 / 1520
3-STAGE FULL FREE LIFT	3000	2010	3590	3990	1020	10	2000	2000	2000	2000
	3300	2160	3890	4290	1170	10	2000	2000	2000	2000
	3500	2260	4090	4490	1270	10	2000	2000	2000	2000
3-STAGE FULL FREE LIFT	4350	2010	4867	5340	1020	6	1960	1860	1920 / 1960	1860
	4500	2060	5017	5490	1070	6	1930	1830	1860 / 1930	1800 / 1830
	4800	2160	5317	5790	1170	6	1860	1760	1750 / 1860	1690 / 1760
	5000	2260	5517	5990	1270	6	1820	1720	1610 / 1810	1540 / 1710
	5500	2425	6017	6490	1430	6	1590 / 1700	1540 / 1610	1270 / 1690	1220 / 1600
	6000	2610	6517	6990	1620	6	1330 / 1570	1280 / 1480	1060 / 1560	990 / 1470
	6500	2825	7017	7490	1835	6	1110 / 1430	1050 / 1350	840 / 1410	780 / 1340

~ (Single/Dual tread) Other mast heights available

## H2.0A RATED CAPACITY @ 600MM LOAD CENTRE

	Maximum Fork Lift (mm)	Lowered Height (mm)	Extended Height without LBR (mm)	Extended Height with 1220 LBR (mm)	Free Lift Height without LBR (mm)	Back tilt (°)	Capacities (kg) @ 600mm Load Centre			
							Pneumatic Shaped Solid Tyres		Pneumatic Tyres	
							Without sideshift (kg)	With sideshift (kg)	Without sideshift (kg)	With sideshift (kg)
2-STAGE LIMITED FREE LIFT	3000	2010	3575	3990	160	10	1800	1800	1800	1800
	3300	2160	3875	4290	160	10	1800	1800	1800	1800
	3500	2260	4075	4490	160	10	1800	1800	1800	1800
	3700	2360	4275	4690	160	6	1800	1800	1800	1800
	4000	2560	4575	4990	160	6	1800	1800	1800	1800
	4500	2810	5075	5490	160	6	1710	1710	1710	1710
	5000	3060	5575	5990	160	6	1620	1620	1620	1590
2-STAGE FULL FREE LIFT	5500	3360	6075	6490	160	6	1520	1510	1300 / 1520	1240 / 1500
	6000	3610	6575	6990	160	6	1370 / 1420	1330 / 1400	1060 / 1400	1030 / 1390
3-STAGE FULL FREE LIFT	3000	2010	3590	3990	1020	10	1800	1800	1800	1800
	3300	2160	3890	4290	1170	10	1800	1800	1800	1800
	3500	2260	4090	4490	1270	10	1800	1800	1800	1800
3-STAGE FULL FREE LIFT	4350	2010	4867	5340	1020	6	1780	1690	1780	1690
	4500	2060	5017	5490	1070	6	1750	1660	1750	1660
	4800	2160	5317	5790	1170	6	1690	1610	1690	1600
	5000	2260	5517	5990	1270	6	1650	1560	1590 / 1640	1540 / 1560
	5500	2425	6017	6490	1430	6	1540	1460	1280 / 1540	1220 / 1460
	6000	2610	6517	6990	1620	6	1340 / 1420	1290 / 1350	1060 / 1410	1000 / 1340
	6500	2825	7017	7490	1835	6	1110 / 1290	1060 / 1230	840 / 1280	780 / 1210

~ (Single/Dual tread) Other mast heights available

# MAST AND CAPACITY INFORMATION WITH PRIMEMATCH

## H2.5A RATED CAPACITY @ 500MM LOAD CENTRE

	Maximum Fork Lift (mm)	Lowered Height (mm)	Extended Height without LBR (mm)	Extended Height with 1220 LBR (mm)	Free Lift Height without LBR (mm)	Back tilt (°)	Capacities (kg) @ 500mm Load Centre			
							Pneumatic Shaped Solid Tyres		Pneumatic Tyres	
							Without sidseshift (kg)	With sidseshift (kg)	Without sidseshift (kg)	With sidseshift (kg)
2-STAGE LIMITED FREE LIFT	3000	2010	3575	3990	160	10	2500	2500	2500	2500
	3300	2160	3875	4290	160	10	2500	2500	2500	2500
	3500	2260	4075	4490	160	10	2500	2500	2500	2500
	3700	2360	4275	4690	160	6	2500	2500	2500	2500
	4000	2560	4575	4990	160	6	2500	2500	2500	2500
	4500	2810	5075	5490	160	6	2400	2400	2100 / 2390	2040 / 2390
	5000	3060	5575	5990	160	6	2290	2290	1880 / 2280	1820 / 2280
	5500	3360	6075	6490	160	6	2040 / 2160	1990 / 2160	1520 / 2160	1470 / 2160
6000	3610	6575	6990	160	6	1750 / 2030	1710 / 2030	1260 / 2020	1220 / 2020	
2-STAGE FULL FREE LIFT	3000	2010	3590	3990	1020	10	2500	2500	2500	2500
	3300	2160	3890	4290	1170	10	2500	2500	2500	2500
	3500	2260	4090	4490	1270	10	2500	2500	2500	2500
3-STAGE FULL FREE LIFT	4350	2010	4867	5340	1020	6	2400	2280	2090 / 2400	2030 / 2280
	4500	2060	5017	5490	1070	6	2370	2250	2030 / 2360	1970 / 2250
	4800	2160	5317	5790	1170	6	2300	2180	1910 / 2290	1850 / 2180
	5000	2260	5517	5990	1270	6	2240	2130	1780 / 2240	1710 / 2130
	5500	2425	6017	6490	1430	6	1890 / 2120	1830 / 2010	1440 / 2110	1380 / 2010
	6000	2610	6517	6990	1620	6	1630 / 1980	1580 / 1880	1220 / 1970	1150 / 1870
	6500	2825	7017	7490	1835	6	1360 / 1820	1310 / 1730	980 / 1810	920 / 1720

~ (Single/Dual tread) Other mast heights available

## H2.5A RATED CAPACITY @ 600MM LOAD CENTRE

	Maximum Fork Lift (mm)	Lowered Height (mm)	Extended Height without LBR (mm)	Extended Height with 1220 LBR (mm)	Free Lift Height without LBR (mm)	Back tilt (°)	Capacities (kg) @ 600mm Load Centre			
							Pneumatic Shaped Solid Tyres		Pneumatic Tyres	
							Without sidseshift (kg)	With sidseshift (kg)	Without sidseshift (kg)	With sidseshift (kg)
2-STAGE LIMITED FREE LIFT	3000	2010	3575	3990	160	10	2300	2300	2300	2300
	3300	2160	3875	4290	160	10	2300	2300	2300	2300
	3500	2260	4075	4490	160	10	2300	2300	2300	2300
	3700	2360	4275	4690	160	6	2300	2300	2300	2300
	4000	2560	4575	4990	160	6	2300	2300	2300	2300
	4500	2810	5075	5490	160	6	2200	2200	2030 / 2200	1970 / 2200
	5000	3060	5575	5990	160	6	2100	2100	1820 / 2100	1770 / 2100
	5500	3360	6075	6490	160	6	1990	1940	1470 / 1980	1430 / 1980
6000	3610	6575	6990	160	6	1720 / 1870	1680 / 1870	1240 / 1860	1200 / 1860	
2-STAGE FULL FREE LIFT	3000	2010	3590	3990	1020	10	2300	2300	2300	2300
	3300	2160	3890	4290	1170	10	2300	2300	2300	2300
	3500	2260	4090	4490	1270	10	2300	2300	2300	2300
3-STAGE FULL FREE LIFT	4350	2010	4867	5340	1020	6	2180	2080	2070 / 2180	2010 / 2080
	4500	2060	5017	5490	1070	6	2150	2050	2010 / 2150	1950 / 2050
	4800	2160	5317	5790	1170	6	2080	1990	1890 / 2080	1830 / 1980
	5000	2260	5517	5990	1270	6	2040	1940	1750 / 2030	1690 / 1940
	5500	2425	6017	6490	1430	6	1890 / 1920	1830	1440 / 1920	1380 / 1830
	6000	2610	6517	6990	1620	6	1640 / 1790	1590 / 1710	1210 / 1780	1150 / 1700
	6500	2825	7017	7490	1835	6	1390 / 1660	1330 / 1580	990 / 1640	930 / 1570

~ (Single/Dual tread) Other mast heights available

# MAST AND CAPACITY INFORMATION WITH PRIMEMATCH

## H3.0A RATED CAPACITY @ 500MM LOAD CENTRE

	Maximum Fork Lift (mm)	Lowered Height (mm)	Extended Height without LBR (mm)	Extended Height with 1220 LBR (mm)	Free Lift Height without LBR (mm)	Back tilt (°)	Capacities (kg) @ 500mm Load Centre			
							Pneumatic Shaped Solid Tyres		Pneumatic Tyres	
							Without sidershift (kg)	With sidershift (kg)	Without sidershift (kg)	With sidershift (kg)
2-STAGE LIMITED FREE LIFT	3000	2075	3640	4100	165	10	3000	3000	3000	3000
	3300	2225	3940	4400	165	10	3000	3000	3000	3000
	3500	2325	4140	4600	165	10	3000	3000	3000	3000
	3700	2425	4340	4800	165	6	3000	3000	3000	3000
	4000	2625	4640	5100	165	6	3000	3000	3000	3000
	4500	2875	5140	5600	165	6	2890	2890	2780 / 2890	2750 / 2890
	5000	3125	5640	6100	165	6	2780	2780	2470 / 2770	2440 / 2770
	5500	3425	6140	6600	165	6	2430 / 2650	2400 / 2650	2030 / 2640	2000 / 2640
6000	3675	6640	7100	165	6	1970 / 2410	1930 / 2370	1590 / 2410	1550 / 2370	
2-STAGE FULL FREE LIFT	3000	2075	3650	4100	975	10	3000	3000	3000	3000
	3300	2225	3950	4400	1125	10	3000	3000	3000	3000
	3500	2325	4150	4600	1225	10	3000	3000	3000	3000
3-STAGE FULL FREE LIFT	4350	2075	4950	5450	975	6	2910	2690	2880 / 2910	2690
	4500	2125	5100	5600	1025	6	2830	2620	2680 / 2830	2620
	4800	2225	5400	5900	1125	6	2760	2550	2610 / 2760	2550
	5000	2325	5600	6100	1225	6	2670 / 2710	2510	2330 / 2710	2270 / 2500
	5500	2490	6100	6600	1380	6	2250 / 2580	2200 / 2380	1930 / 2570	1870 / 2370
	6000	2675	6600	7100	1575	6	1770 / 2430	1730 / 2240	1440 / 2410	1400 / 2230
	6500	2890	7100	7600	1790	6	1430 / 2270	1390 / 2100	1110 / 2240	1060 / 2080

~ (Single/Dual tread) Other mast heights available

## H3.0A RATED CAPACITY @ 600MM LOAD CENTRE

	Maximum Fork Lift (mm)	Lowered Height (mm)	Extended Height without LBR (mm)	Extended Height with 1220 LBR (mm)	Free Lift Height without LBR (mm)	Back tilt (°)	Capacities (kg) @ 600mm Load Centre			
							Pneumatic Shaped Solid Tyres		Pneumatic Tyres	
							Without sidershift (kg)	With sidershift (kg)	Without sidershift (kg)	With sidershift (kg)
2-STAGE LIMITED FREE LIFT	3000	2075	3640	4100	165	10	2940	2860	2940	2860
	3300	2225	3940	4400	165	10	2940	2850	2940	2850
	3500	2325	4140	4600	165	10	2930	2850	2930	2850
	3700	2425	4340	4800	165	6	2930	2840	2930	2840
	4000	2625	4640	5100	165	6	2910	2820	2910	2820
	4500	2875	5140	5600	165	6	2800	2720	2670	2630
	5000	3125	5640	6100	165	6	2680	2600	2390	2350
	5500	3425	6140	6600	165	6	2360 / 2540	2320 / 2460	1960	1930
6000	3675	6640	7100	165	6	1910 / 2390	1880 / 2320	1540	1520	
2-STAGE FULL FREE LIFT	3000	2075	3650	4100	975	10	2930	2840	2920	2840
	3300	2225	3950	4400	1125	10	2930	2840	2920	2840
	3500	2325	4150	4600	1225	10	2920	2840	2920	2840
3-STAGE FULL FREE LIFT	4350	2075	4950	5450	975	6	2640	2460	2640	2460
	4500	2125	5100	5600	1025	6	2570	2390	2570	2390
	4800	2225	5400	5900	1125	6	2510	2330	2510	2330
	5000	2325	5600	6100	1225	6	2460	2290	2320 / 2460	2260 / 2290
	5500	2490	6100	6600	1380	6	2240 / 2340	2180	1920 / 2330	1870 / 2170
	6000	2675	6600	7100	1575	6	1780 / 2210	1730 / 2050	1450 / 2190	1400 / 2040
	6500	2890	7100	7600	1790	6	1450 / 2070	1400 / 1920	1120 / 2050	1070 / 1900

~ (Single/Dual tread) Other mast heights available

# MAST AND CAPACITY INFORMATION WITH PRIMEMATCH

## H3.5A RATED CAPACITY @ 500MM LOAD CENTRE

	Maximum Fork Lift (mm)	Lowered Height (mm)	Extended Height without LBR (mm)	Extended Height with 1220 LBR (mm)	Free Lift Height without LBR (mm)	Back tilt (°)	Capacities (kg) @ 500mm Load Centre			
							Pneumatic Shaped Solid Tyres		Pneumatic Tyres	
							Without sidershift (kg)	With sidershift (kg)	Without sidershift (kg)	With sidershift (kg)
2-STAGE LIMITED FREE LIFT	3000	2150	3700	4100	170	10	3500	3500	3500	3500
	3300	2300	4000	4400	170	10	3500	3500	3500	3500
	3500	2400	4200	4600	170	10	3500	3500	3500	3500
	3700	2500	4400	4800	170	6	3500	3500	3500	3500
	4000	2700	4700	5100	170	6	3500	3500	3360 / 3500	3300 / 3500
	4500	2950	5200	5600	170	6	3390	3390	3020 / 3380	2960 / 3380
	5000	3200	5700	6100	170	6	3050 / 3260	3000 / 3260	2540 / 3260	2490 / 3260
	5500	3500	6200	6600	170	6	2540 / 3130	2500 / 3130	2060 / 3120	2020 / 3120
6000	3750	6700	7100	170	6	2120 / 2980	2080 / 2980	1670 / 2970	1640 / 2930	
2-STAGE FULL FREE LIFT	3000	2150	3680	4100	1050	10	3500	3500	3500	3500
	3300	2300	3980	4400	1200	10	3500	3500	3500	3500
	3500	2400	4180	4600	1300	10	3500	3500	3500	3500
3-STAGE FULL FREE LIFT	4350	2150	4990	5450	1050	6	3350	3260	3060 / 3350	3020 / 3260
	4500	2200	5140	5600	1100	6	3310	3220	2860 / 3310	2830 / 3220
	4800	2300	5440	5900	1200	6	3090 / 3240	3060 / 3150	2640 / 3230	2600 / 3140
	5000	2400	5640	6100	1300	6	2910 / 3180	2870 / 3090	2470 / 3180	2430 / 3090
	5500	2565	6140	6600	1455	6	2400 / 3040	2380 / 2960	1980 / 3030	1960 / 2950
	6000	2750	6640	7100	1650	6	1990 / 2880	1960 / 2800	1580 / 2750	1550 / 2720
	6500	2965	7100	7600	1830	6	1600 / 2670	1560 / 2630	1180 / 2360	1140 / 2320

~ (Single/Dual tread) Other mast heights available

## H3.5A RATED CAPACITY @ 600MM LOAD CENTRE

	Maximum Fork Lift (mm)	Lowered Height (mm)	Extended Height without LBR (mm)	Extended Height with 1220 LBR (mm)	Free Lift Height without LBR (mm)	Back tilt (°)	Capacities (kg) @ 600mm Load Centre			
							Pneumatic Shaped Solid Tyres		Pneumatic Tyres	
							Without sidershift (kg)	With sidershift (kg)	Without sidershift (kg)	With sidershift (kg)
2-STAGE LIMITED FREE LIFT	3000	2150	3700	4100	170	10	3490	3390	3490	3390
	3300	2300	4000	4400	170	10	3480	3380	3480	3380
	3500	2400	4200	4600	170	10	3470	3380	3470	3380
	3700	2500	4400	4800	170	6	3470	3370	3330 / 3470	3260 / 3370
	4000	2700	4700	5100	170	6	3450	3350	3140 / 3450	3070 / 3350
	4500	2950	5200	5600	170	6	3330	3240	2840 / 3330	2790 / 3240
	5000	3200	5700	6100	170	6	2880 / 3200	2830 / 3110	2390 / 3170	2340 / 3090
	5500	3500	6200	6600	170	6	2400 / 3050	2350 / 2960	1950 / 2990	1900 / 2920
6000	3750	6700	7100	170	6	2000 / 2890	1960 / 2810	1590 / 2820	1550 / 2770	
2-STAGE FULL FREE LIFT	3000	2150	3680	4100	1050	10	3470	3380	3470	3380
	3300	2300	3980	4400	1200	10	3470	3370	3470	3370
	3500	2400	4180	4600	1300	10	3460	3360	3440	3360
3-STAGE FULL FREE LIFT	4350	2150	4990	5450	1050	6	3050	2970	2990 / 3050	2950 / 2970
	4500	2200	5140	5600	1100	6	3010	2940	2800 / 3010	2760 / 2930
	4800	2300	5440	5900	1200	6	2950	2870	2580 / 2940	2550 / 2870
	5000	2400	5640	6100	1300	6	2840 / 2890	2810 / 2820	2410 / 2890	2370 / 2820
	5500	2565	6140	6600	1455	6	2360 / 2770	2330 / 2700	1940 / 2760	1910 / 2690
	6000	2750	6640	7100	1650	6	1950 / 2620	1920 / 2550	1550 / 2610	1520 / 2540
	6500	2965	7100	7600	1830	6	1570 / 2470	1540 / 2410	1150 / 2320	1130 / 2290

~ (Single/Dual tread) Other mast heights available

# MAST AND CAPACITY INFORMATION WITH COREMATCH/INTELMATCH/DURAMATCH

## H2.0A RATED CAPACITY @ 500MM LOAD CENTRE

	Maximum Fork Lift (mm)	Lowered Height (mm)	Extended Height without LBR (mm)	Extended Height with 1220 LBR (mm)	Free Lift Height without LBR (mm)	Back tilt (°)	Capacities (kg) @ 500mm Load Centre			
							Pneumatic Shaped Solid Tyres		Pneumatic Radial Tyres	
							Without sidseshift (kg)	With sidseshift (kg)	Without sidseshift (kg)	With sidseshift (kg)
2-STAGE LIMITED FREE LIFT	2960	2020	3570	4180	50	6	2000	2000	2000	2000
	3260	2170	3870	4480	50	6	2000	2000	2000	2000
	3560	2320	4170	4780	50	6	2000	2000	2000	2000
	3900	2570	4510	5120	50	6	2000	2000	2000	2000
	4200	2720	4810	5420	50	6	2000	2000	2000	1990
	4500	2870	5110	5720	50	6	1980	1980	1980 / 1980 / -	1940
	4800	3020	5410	6020	50	6	1920	1910 / 1910 / 1920	1900 / 1910 / -	1890
	5000	3220	5610	6220	50	6	1870 / 1870 / 1880	1860 / 1860 / 1870	1760 / 1870 / -	1760 / 1850 / -
	5500	3470	6110	6720	50	6	1760 / 1760 / 1770	1740 / 1740 / 1750	1440 / 1750 / -	1440 / 1730 / -
	6100	3879	6710	7320	50	6	1610 / 1610 / 1630	1580 / 1580 / 1590	1100 / 1600 / -	1100 / 1570 / -
2-STAGE FULL FREE LIFT	2990	2020	3597	4210	1373	6	2000	2000	2000	2000
	3340	2170	3947	4560	1523	6	2000	2000	2000	2000
	3440	2220	4047	4660	1573	6	2000	2000	2000	2000
	3540	2270	4147	4760	1623	6	2000	2000	2000	2000
	3740	2370	4347	4960	1723	6	2000	2000	2000	2000
	4060	2570	4667	5280	1923	6	2000	2000	2000	2000
	4560	2820	5167	5780	2173	6	1960	1960	1960	1930
	4960	3020	5567	6180	2373	6	1880	1870 / 1870 / 1880	1830 / 1870 / -	1830 / 1870 / -
	5560	3370	6167	6780	2723	6	1740 / 1740 / 1750	1720 / 1720 / 1730	1450 / 1730 / -	1450 / 1710 / -
	4100	2020	4699	5320	1381	6	2000	2000	2000	1990
3-STAGE FULL FREE LIFT	4400	2020	4999	5620	1381	6	2000	2000	1850 / 2000 / -	1850 / 1950 / -
	4650	2070	5249	5870	1431	6	1950	1950	1680 / 1940 / -	1680 / 1910 / -
	4950	2170	5549	6170	1531	6	1880	1880	1520 / 1800 / -	1510 / 1870 / -
	5250	2320	5849	6470	1681	6	1820 / 1820 / 1830	1820 / 1820 / 1830	1350 / 1720 / -	1350 / 1720 / -
	5550	2420	6149	6770	1781	6	1750 / 1750 / 1760	1750 / 1750 / 1760	1210 / 1560 / -	1200 / 1560 / -
	6150	2670	6749	7370	2031	6	1500 / 1600 / 1610	1500 / 1590 / 1600	950 / 1300 / -	930 / 1280 / -
	6450	2820	7049	7670	2181	6	1360 / 1520 / 1530	1360 / 1500 / 1520	830 / 1170 / -	820 / 1160 / -
	6900	3020	7497	7815	2540	6	1180 / 1390 / 1410	1170 / 1360 / 1380	690 / 1000 / -	670 / 990 / -

~ (Single/Wide/Dual tread) Other mast heights available

## H2.0A RATED CAPACITY @ 600MM LOAD CENTRE

	Maximum Fork Lift (mm)	Lowered Height (mm)	Extended Height without LBR (mm)	Extended Height with 1220 LBR (mm)	Free Lift Height without LBR (mm)	Back tilt (°)	Capacities (kg) @ 600mm Load Centre			
							Pneumatic Shaped Solid Tyres		Pneumatic Radial Tyres	
							Without sidseshift (kg)	With sidseshift (kg)	Without sidseshift (kg)	With sidseshift (kg)
2-STAGE LIMITED FREE LIFT	2960	2020	3570	4180	50	6	1910	1850	1910	1850
	3260	2170	3870	4480	50	6	1900	1850	1900	1850
	3560	2320	4170	4780	50	6	1900	1840	1900	1840
	3900	2570	4510	5120	50	6	1890	1830	1890	1830
	4200	2720	4810	5420	50	6	1880	1820	1880	1820
	4500	2870	5110	5720	50	6	1860	1800	1840	1790
	4800	3020	5410	6020	50	6	1790	1740	1790	1740
	5000	3220	5610	6220	50	6	1750	1690	1740	1690
	5500	3470	6110	6720	50	6	1630	1580	1460 / 1630 / -	1460 / 1580 / -
	6100	3879	6710	7320	50	6	1480	1430	1120 / 1470 / -	1110 / 1420 / -
2-STAGE FULL FREE LIFT	2990	2020	3597	4210	1373	6	1910	1850	1910	1850
	3340	2170	3947	4560	1523	6	1900	1840	1900	1840
	3440	2220	4047	4660	1573	6	1900	1840	1900	1840
	3540	2270	4147	4760	1623	6	1900	1840	1900	1840
	3740	2370	4347	4960	1723	6	1890	1840	1890	1840
	4060	2570	4667	5280	1923	6	1890	1830	1890	1830
	4560	2820	5167	5780	2173	6	1840	1780	1830	1780
	4960	3020	5567	6180	2373	6	1750	1700	1750	1700
	5560	3370	6167	6780	2723	6	1610	1560	1470 / 1600 / -	1460 / 1550 / -
	4100	2020	4699	5320	1381	6	1900	1840	1880	1830
3-STAGE FULL FREE LIFT	4400	2020	4999	5620	1381	6	1900	1840	1850	1800
	4650	2070	5249	5870	1431	6	1850	1790	1690 / 1820 / -	1690 / 1770 / -
	4950	2170	5549	6170	1531	6	1780 / 1780 / 1790	1730	1520 / 1780 / -	1520 / 1730 / -
	5250	2320	5849	6470	1681	6	1710 / 1710 / 1720	1660 / 1660 / 1670	1370 / 1710 / -	1360 / 1660 / -
	5550	2420	6149	6770	1781	6	1640 / 1640 / 1650	1590 / 1590 / 1600	1220 / 1590 / -	1220 / 1580 / -
	6150	2670	6749	7370	2031	6	1490 / 1490 / 1500	1440 / 1440 / 1450	960 / 1310 / -	950 / 1310 / -
	6450	2820	7049	7670	2181	6	1390 / 1410 / 1420	1360 / 1360 / 1380	850 / 1190 / -	840 / 1180 / -
	6900	3020	7497	7815	2540	6	1200 / 1280 / 1300	1200 / 1240 / 1260	690 / 1020 / -	680 / 1010 / -

~ (Single/Wide/Dual tread) Other mast heights available

# MAST AND CAPACITY INFORMATION WITH COREMATCH/INTELMATCH/DURAMATCH

## H2.5A RATED CAPACITY @ 500MM LOAD CENTRE

	Maximum Fork Lift (mm)	Lowered Height (mm)	Extended Height without LBR (mm)	Extended Height with 1220 LBR (mm)	Free Lift Height without LBR (mm)	Back tilt (°)	Capacities (kg) @ 500mm Load Centre			
							Pneumatic Shaped Solid Tyres		Pneumatic Radial Tyres	
							Without sideshift (kg)	With sideshift (kg)	Without sideshift (kg)	With sideshift (kg)
2-STAGE LIMITED FREE LIFT	2960	2020	3570	4180	50	6	2500	2500	2500	2500
	3260	2170	3870	4480	50	6	2500	2500	2500	2500
	3560	2320	4170	4780	50	6	2500	2500	2500	2500
	3900	2570	4510	5120	50	6	2500	2500	2500	2500
	4200	2720	4810	5420	50	6	2500	2500	2500	2500
	4500	2870	5110	5720	50	6	2470	2470	2280 / 2470 / -	2280 / 2460 / -
	4800	3020	5410	6020	50	6	2410	2410	2020 / 2410 / -	2020 / 2410 / -
	5000	3220	5610	6220	50	6	2360	2360	1850 / 2360 / -	1850 / 2360 / -
	5500	3470	6110	6720	50	6	2240	2240	1460 / 2130 / -	1460 / 2130 / -
6100	3879	6710	7320	50	6	1930	1900	1070 / 1690 / -	1070 / 1690 / -	
2-STAGE FULL FREE LIFT	2990	2020	3597	4210	1373	6	2500	2500	2500	2500
	3340	2170	3947	4560	1523	6	2500	2500	2500	2500
	3440	2220	4047	4660	1573	6	2500	2500	2500	2500
	3540	2270	4147	4760	1623	6	2500	2500	2500	2500
	3740	2370	4347	4960	1723	6	2500	2500	2500	2500
	4060	2570	4667	5280	1923	6	2500	2500	2500	2500
	4560	2820	5167	5780	2173	6	2450	2450	2270 / 2450 / -	2270 / 2450 / -
	4960	3020	5567	6180	2373	6	2360	2360	1930 / 2360 / -	1930 / 2360 / -
	5560	3370	6167	6780	2723	6	2220	2220	1480 / 2130 / -	1480 / 2130 / -
3-STAGE FULL FREE LIFT	4100	2020	4699	5320	1381	6	2500	2440	2240 / 2500 / -	2240 / 2440 / -
	4400	2020	4999	5620	1381	6	2500	2440	1990 / 2490 / -	1990 / 2440 / -
	4650	2070	5249	5870	1431	6	2440	2380	1800 / 2280 / -	1800 / 2280 / -
	4950	2170	5549	6170	1531	6	2380	2310	1590 / 2060 / -	1590 / 2060 / -
	5250	2320	5849	6470	1681	6	2190 / 2300 / 2310	2200 / 2230 / 2240	1410 / 1870 / -	1410 / 1870 / -
	5550	2420	6149	6770	1781	6	1990 / 2220 / 2230	2000 / 2150 / 2160	1240 / 1680 / -	1240 / 1680 / -
	6150	2670	6749	7370	2031	6	1630 / 1990 / 2060	1640 / 1980 / 1990	930 / 1350 / -	930 / 1350 / -
	6450	2820	7049	7670	2181	6	1470 / 1830 / 1940	1480 / 1840 / 1900	810 / 1210 / -	800 / 1200 / -
6900	3020	7497	7815	2540	6	1240 / 1600 / 1610	1240 / 1580 / 1580	640 / 1020 / -	620 / 1000 / -	

~ (Single/Wide/Dual tread) Other mast heights available

## H2.5A RATED CAPACITY @ 600MM LOAD CENTRE

	Maximum Fork Lift (mm)	Lowered height (mm)	Extended Height without LBR (mm)	Extended Height with 1220 LBR (mm)	Free Lift Height without LBR (mm)	Back tilt (°)	Capacities (kg) @ 600mm Load Centre			
							Pneumatic Shaped Solid Tyres		Pneumatic Radial Tyres	
							Without sideshift (kg)	With sideshift (kg)	Without sideshift (kg)	With sideshift (kg)
2-STAGE LIMITED FREE LIFT	2960	2020	3570	4180	50	6	2390	2320	2390	2320
	3260	2170	3870	4480	50	6	2390	2320	2390	2320
	3560	2320	4170	4780	50	6	2380	2310	2380	2310
	3900	2570	4510	5120	50	6	2370	2310	2370	2310
	4200	2720	4810	5420	50	6	2370	2300	2370	2300
	4500	2870	5110	5720	50	6	2340	2270	2280 / 2340 / -	2270
	4800	3020	5410	6020	50	6	2270	2210	2020 / 2270 / -	2020 / 2200 / -
	5000	3220	5610	6220	50	6	2220	2150	1860 / 2220 / -	1860 / 2150 / -
	5500	3470	6110	6720	50	6	2100	2040	1490 / 2090 / -	1480 / 2030 / -
6100	3879	6710	7320	50	6	1930	1870	1090 / 1720 / -	1080 / 1720 / -	
2-STAGE FULL FREE LIFT	2990	2020	3597	4210	1373	6	2390	2320	2390	2320
	3340	2170	3947	4560	1523	6	2390	2320	2390	2320
	3440	2220	4047	4660	1573	6	2390	2310	2390	2310
	3540	2270	4147	4760	1623	6	2380	2310	2380	2310
	3740	2370	4347	4960	1723	6	2380	2310	2380	2310
	4060	2570	4667	5280	1923	6	2370	2300	2370	2300
	4560	2820	5167	5780	2173	6	2320	2250	2270 / 2320 / -	2250
	4960	3020	5567	6180	2373	6	2230	2160	1940 / 2220 / -	1940 / 2160 / -
	5560	3370	6167	6780	2723	6	2070	2010	1500 / 2070 / -	1500 / 2010 / -
3-STAGE FULL FREE LIFT	4100	2020	4699	5320	1381	6	2280	2210	2230 / 2280 / -	2210
	4400	2020	4999	5620	1381	6	2280	2210	1990 / 2280 / -	1980 / 2210 / -
	4650	2070	5249	5870	1431	6	2230	2160	1810 / 2230 / -	1800 / 2160 / -
	4950	2170	5549	6170	1531	6	2160	2100	1600 / 2080 / -	1600 / 2080 / -
	5250	2320	5849	6470	1681	6	2090	2030	1410 / 1880 / -	1410 / 1880 / -
	5550	2420	6149	6770	1781	6	2090	1960	1250 / 1700 / -	1250 / 1700 / -
	6150	2670	6749	7370	2031	6	1660 / 1850 / 1860	1670 / 1800 / 1810	950 / 1380 / -	950 / 1380 / -
	6450	2820	7049	7670	2181	6	1510 / 1770 / 1780	1500 / 1710 / 1730	820 / 1230 / -	820 / 1230 / -
6900	3020	7497	7815	2540	6	1270 / 1610 / 1610	1260 / 1580 / 1580	660 / 1040 / -	640 / 1030 / -	

~ (Single/Wide/Dual tread) Other mast heights available

# MAST AND CAPACITY INFORMATION WITH COREMATCH/INTELMATCH/DURAMATCH

## H2.5A6 RATED CAPACITY @ 500MM LOAD CENTRE

	Maximum Fork Lift (mm)	Lowered height (mm)	Extended Height without LBR (mm)	Extended Height with 1220 LBR (mm)	Free Lift Height without LBR (mm)	Back tilt (°)	Capacities (kg) @ 500mm Load Centre			
							Pneumatic Shaped Solid Tyres		Pneumatic Radial Tyres	
							Without sideshift (kg)	With sideshift (kg)	Without sideshift (kg)	With sideshift (kg)
2-STAGE LIMITED FREE LIFT	2960	2020	3570	4180	50	6	2500	2500	2500	2500
	3260	2170	3870	4480	50	6	2500	2500	2500	2500
	3560	2320	4170	4780	50	6	2500	2500	2500	2500
	3900	2570	4510	5120	50	6	2500	2500	2500	2500
	4200	2720	4810	5420	50	6	2500	2500	2500	2500
	4500	2870	5110	5720	50	6	2500	2500	2500	2500
	4800	3020	5410	6020	50	6	2500	2500	2500	2500
	5000	3220	5610	6220	50	6	2500	2500	2430	2430
	5500	3470	6110	6720	50	6	2450	2440	2000 / 2450 / -	2000 / 2440 / -
	6100	3879	6710	7320	50	6	1930	1900	1530 / 1930 / -	1530 / 1900 / -
2-STAGE FULL FREE LIFT	2990	2020	3597	4210	1373	6	2500	2500	2500	2500
	3340	2170	3947	4560	1523	6	2500	2500	2500	2500
	3440	2220	4047	4660	1573	6	2500	2500	2500	2500
	3540	2270	4147	4760	1623	6	2500	2500	2500	2500
	3740	2370	4347	4960	1723	6	2500	2500	2500	2500
	4060	2570	4667	5280	1923	6	2500	2500	2500	2500
	4560	2820	5167	5780	2173	6	2500	2500	2500	2500
	4960	3020	5567	6180	2373	6	2500	2500	2500	2500
	5560	3370	6167	6780	2723	6	2430	2430	2000 / 2420 / -	2000 / 2420 / -
	6100	3879	6710	7320	2973	6	1930	1900	1530 / 1930 / -	1530 / 1900 / -
3-STAGE FULL FREE LIFT	4100	2020	4699	5320	1381	6	2500	2500	2500	2500
	4400	2020	4999	5620	1381	6	2500	2500	2500	2500
	4650	2070	5249	5870	1431	6	2500	2500	2280 / 2500 / -	2280 / 2500 / -
	4950	2170	5549	6170	1531	6	2500	2500	2050 / 2500 / -	2050 / 2500 / -
	5250	2320	5849	6470	1681	6	2300 / 2500 / 2500	2300 / 2500 / 2500	1840 / 2480 / -	1840 / 2480 / -
	5550	2420	6149	6770	1781	6	2070 / 2440 / 2450	2070 / 2440 / 2450	1630 / 2260 / -	1630 / 2260 / -
	6150	2670	6749	7370	2031	6	1670 / 2190 / 2190	1670 / 2160 / 2160	1280 / 1900 / -	1270 / 1900 / -
	6450	2820	7049	7670	2181	6	1490 / 1940 / 1940	1490 / 1910 / 1910	1130 / 1730 / -	1120 / 1730 / -
	6900	3020	7497	7815	2540	6	1240 / 1610 / 1610	1230 / 1580 / 1580	930 / 1490 / -	920 / 1480 / -

~ (Single/Wide/Dual tread) Other mast heights available

## H2.5A6 RATED CAPACITY @ 600MM LOAD CENTRE

	Maximum Fork Lift (mm)	Lowered height (mm)	Extended Height without LBR (mm)	Extended Height with 1220 LBR (mm)	Free Lift Height without LBR (mm)	Back tilt (°)	Capacities (kg) @ 600mm Load Centre			
							Pneumatic Shaped Solid Tyres		Pneumatic Radial Tyres	
							Without sideshift (kg)	With sideshift (kg)	Without sideshift (kg)	With sideshift (kg)
2-STAGE LIMITED FREE LIFT	2960	2020	3570	4180	50	6	2500	2500	2500	2500
	3260	2170	3870	4480	50	6	2500	2500	2500	2500
	3560	2320	4170	4780	50	6	2500	2500	2500	2500
	3900	2570	4510	5120	50	6	2500	2500	2500	2490
	4200	2720	4810	5420	50	6	2500	2500	2500	2480
	4500	2870	5110	5720	50	6	2500	2460	2500	2460
	4800	3020	5410	6020	50	6	2460	2390	2460	2390
	5000	3220	5610	6220	50	6	2410	2340	2410	2340
	5500	3470	6110	6720	50	6	2290	2230	2020 / 2290 / -	2020 / 2220 / -
	6100	3879	6710	7320	50	6	1930	1900	1560 / 1930 / -	1560 / 1900 / -
2-STAGE FULL FREE LIFT	2990	2020	3597	4210	1373	6	2500	2500	2500	2500
	3340	2170	3947	4560	1523	6	2500	2500	2500	2500
	3440	2220	4047	4660	1573	6	2500	2500	2500	2500
	3540	2270	4147	4760	1623	6	2500	2500	2500	2500
	3740	2370	4347	4960	1723	6	2500	2500	2500	2490
	4060	2570	4667	5280	1923	6	2500	2500	2500	2480
	4560	2820	5167	5780	2173	6	2500	2440	2500	2440
	4960	3020	5567	6180	2373	6	2420	2350	2420	2350
	5560	3370	6167	6780	2723	6	2270	2210	2030 / 2270 / -	2030 / 2200 / -
	6100	3879	6710	7320	2973	6	1930	1900	1530 / 1930 / -	1530 / 1900 / -
3-STAGE FULL FREE LIFT	4100	2020	4699	5320	1381	6	2500	2480	2500	2480
	4400	2020	4999	5620	1381	6	2500	2480	2490	2480
	4650	2070	5249	5870	1431	6	2500	2430	2290 / 2500 / -	2290 / 2430 / -
	4950	2170	5549	6170	1531	6	2430	2360	2060 / 2430 / -	2060 / 2360 / -
	5250	2320	5849	6470	1681	6	2330 / 2360 / 2360	2290	1850 / 2360 / -	1850 / 2290 / -
	5550	2420	6149	6770	1781	6	2110 / 2290 / 2290	2110 / 2220 / 2220	1650 / 2280 / -	1650 / 2220 / -
	6150	2670	6749	7370	2031	6	1700 / 2120 / 2130	1700 / 2060 / 2070	1300 / 1930 / -	1290 / 1920 / -
	6450	2820	7049	7670	2181	6	1520 / 1940 / 1940	1520 / 1910 / 1910	1150 / 1760 / -	1140 / 1760 / -
	6900	3020	7497	7815	2540	6	1270 / 1610 / 1610	1260 / 1580 / 1580	950 / 1520 / -	930 / 1510 / -

~ (Single/Wide/Dual tread) Other mast heights available

# MAST AND CAPACITY INFORMATION WITH COREMATCH/INTELMATCH/DURAMATCH

## H3.0A RATED CAPACITY @ 500MM LOAD CENTRE

	Maximum Fork Lift (mm)	Lowered Height (mm)	Extended Height without LBR (mm)	Extended Height with 1220 LBR (mm)	Free Lift Height without LBR (mm)	Back tilt (°)	Capacities (kg) @ 500mm Load Centre			
							Pneumatic Shaped Solid Tyres		Pneumatic Radial Tyres	
							Without sidseshift (kg)	With sidseshift (kg)	Without sidseshift (kg)	With sidseshift (kg)
2-STAGE LIMITED FREE LIFT	2980	2145	3662	4198	50	6	3000	3000	3000	3000
	3280	2295	3962	4498	50	6	3000	3000	3000	3000
	3380	2345	4062	4598	50	6	3000	3000	3000	3000
	3580	2445	4262	4798	50	6	3000	3000	3000	3000
	3880	2695	4562	5098	50	6	3000	3000	3000	3000
	4180	2845	4862	5398	50	6	3000	3000	3000	3000
	4480	2995	5162	5698	50	6	2930	2930	2930	2930
	4780	3245	5462	5998	50	6	2870	2870	2630 / 2860 / -	2620 / 2860 / -
	5480	3595	6162	6698	50	6	2690	2690	1970 / 2690 / -	1950 / 2680 / -
5880	3895	6562	7098	50	6	2300 / 2580 / 2590	2300 / 2570 / 2580	1610 / 2570 / -	1600 / 2560 / -	
2-STAGE FULL FREE LIFT	3000	2092	3684	4224	1362	6	3000	3000	3000	3000
	3200	2192	3884	4424	1462	6	3000	3000	3000	3000
	3500	2342	4184	4724	1612	6	3000	3000	3000	3000
	3700	2442	4384	4924	1712	6	3000	3000	3000	3000
	4000	2642	4684	5224	1912	6	3000	3000	3000	3000
	4500	2892	5184	5724	2162	6	2930	2930	2930	2930
	5000	3192	5684	6224	2462	6	2820	2820	2450 / 2810 / -	2450 / 2810 / -
	5400	3392	6084	6624	2662	6	2720	2720	2080 / 2710 / -	2070 / 2710 / -
3-STAGE FULL FREE LIFT	4020	2045	4690	5238	1320	6	3000	3000	2950	2950
	4320	2095	4990	5538	1370	6	2960	2960	2630 / 2960 / -	2630 / 2960 / -
	4620	2195	5290	5838	1470	6	2900	2900	2360 / 2900 / -	2350 / 2900 / -
	4920	2345	5590	6138	1620	6	2700 / 2830 / 2830	2700 / 2830 / 2830	2100 / 2830 / -	2090 / 2830 / -
	5520	2595	6190	6738	1870	6	2150 / 2680 / 2690	2150 / 2680 / 2690	1630 / 2370 / -	1630 / 2370 / -
	6120	2845	6790	7338	2120	6	1690 / 2360 / 2520	1680 / 2360 / 2500	1230 / 1950 / -	1210 / 1940 / -
	6570	3045	7240	7788	2320	6	1380 / 2050 / 2390	1370 / 2050 / 2360	990 / 1670 / -	960 / 1660 / -
	7020	3195	7690	8238	2470	6	1110 / 1760 / 2240	1100 / 1760 / 2210	770 / 1410 / -	740 / 1400 / -

~ (Single/Wide/Dual tread) Other mast heights available

## H3.0A RATED CAPACITY @ 600MM LOAD CENTRE

	Maximum Fork Lift (mm)	Lowered Height (mm)	Extended Height without LBR (mm)	Extended Height with 1220 LBR (mm)	Free Lift Height without LBR (mm)	Back tilt (°)	Capacities (kg) @ 600mm Load Centre			
							Pneumatic Shaped Solid Tyres		Pneumatic Radial Tyres	
							Without sidseshift (kg)	With sidseshift (kg)	Without sidseshift (kg)	With sidseshift (kg)
2-STAGE LIMITED FREE LIFT	2980	2145	3662	4198	50	6	2880	2790	2880	2790
	3280	2295	3962	4498	50	6	2870	2780	2870	2780
	3380	2345	4062	4598	50	6	2870	2780	2870	2780
	3580	2445	4262	4798	50	6	2870	2770	2870	2770
	3880	2695	4562	5098	50	6	2860	2760	2860	2760
	4180	2845	4862	5398	50	6	2850	2760	2850	2760
	4480	2995	5162	5698	50	6	2780	2690	2780	2690
	4780	3245	5462	5998	50	6	2710	2620	2640 / 2710 / -	2620
	5480	3595	6162	6698	50	6	2530	2450	1980 / 2530 / -	1970 / 2440 / -
5880	3895	6562	7098	50	6	2360 / 2420 / 2430	2340	1650 / 2410 -	1630 / 2330 / -	
2-STAGE FULL FREE LIFT	3000	2092	3684	4224	1362	6	2880	2780	2880	2780
	3200	2192	3884	4424	1462	6	2870	2780	2870	2780
	3500	2342	4184	4724	1612	6	2870	2770	2870	2770
	3700	2442	4384	4924	1712	6	2860	2770	2860	2770
	4000	2642	4684	5224	1912	6	2850	2760	2850	2760
	4500	2892	5184	5724	2162	6	2780	2690	2780	2690
	5000	3192	5684	6224	2462	6	2660	2570	2470 / 2660 / -	2460 / 2570 / -
	5400	3392	6084	6624	2662	6	2560	2480	2100 / 2550 / -	2090 / 2470 / -
3-STAGE FULL FREE LIFT	4020	2045	4690	5238	1320	6	2850	2760	2850	2760
	4320	2095	4990	5538	1370	6	2820	2730	2630 / 2820 / -	2610 / 2720 / -
	4620	2195	5290	5838	1470	6	2750	2660	2350 / 2750 / -	2350 / 2660 / -
	4920	2345	5590	6138	1620	6	2680	2590	2100 / 2670 / -	2100 / 2590 / -
	5520	2595	6190	6738	1870	6	2180 / 2520 / 2530	2190 / 2440 / 2440	1650 / 2390 / -	1640 / 2390 / -
	6120	2845	6790	7338	2120	6	1720 / 2350 / 2360	1720 / 2270 / 2280	1250 / 1980 / -	1230 / 1970 / -
	6570	3045	7240	7788	2320	6	1410 / 2090 / 2220	1410 / 2090 / 2150	1010 / 1700 / -	990 / 1700 / -
	7020	3195	7690	8238	2470	6	1140 / 1800 / 2080	1130 / 1800 / 2010	790 / 1450 / -	760 / 1430 / -

~ (Single/Wide/Dual tread) Other mast heights available

# MAST AND CAPACITY INFORMATION WITH COREMATCH/INTELMATCH/DURAMATCH

## H3.5A RATED CAPACITY @ 500MM LOAD CENTRE

Type	Maximum Fork Lift (mm)	Lowered Height (mm)	Extended Height without LBR (mm)	Extended Height with 1220 LBR (mm)	Free Lift Height without LBR (mm)	Back tilt (°)	Capacities (kg) @ 500mm Load Centre			
							Pneumatic Shaped Solid Tyres		Pneumatic Radial Tyres	
							Without sidseshift (kg)	With sidseshift (kg)	Without sidseshift (kg)	With sidseshift (kg)
2-STAGE LIMITED FREE LIFT	2980	2145	3662	4198	50	6	3500	3500	3500	3500
	3280	2295	3962	4498	50	6	3500	3500	3500	3500
	3380	2345	4062	4598	50	6	3500	3500	3500	3500
	3580	2445	4262	4798	50	6	3500	3500	3500	3500
	3880	2695	4562	5098	50	6	3500	3500	3500	3500
	4180	2845	4862	5398	50	6	3500	3500	3440	3440
	4480	2995	5162	5698	50	6	3430	3430	3050 / 3430 / -	3040 / 3430 / -
	4780	3245	5462	5998	50	6	3360	3360	2670 / 3350 / -	2660 / 3350 / -
	5480	3595	6162	6698	50	6	2800 / 3170 / 3180	2800 / 3170 / 3180	1890 / 3170 / -	1870 / 3160 / -
5880	3895	6562	7098	50	6	2310 / 3060 / 3070	2310 / 3040 / 3050	1470 / 2740 / -	1460 / 2740 / -	
2-STAGE FULL FREE LIFT	3000	2092	3684	4224	1362	6	3500	3500	3500	3500
	3200	2192	3884	4424	1462	6	3500	3500	3500	3500
	3500	2342	4184	4724	1612	6	3500	3500	3500	3500
	3700	2442	4384	4924	1712	6	3500	3500	3500	3500
	4000	2642	4684	5224	1912	6	3500	3500	3500	3500
	4500	2892	5184	5724	2162	6	3430	3430	3070 / 3430 / -	3070 / 3430 / -
	5000	3192	5684	6224	2462	6	3310	3310	2460 / 3300 / -	2460 / 3300 / -
5400	3392	6084	6624	2662	6	2960 / 3200 / 3210	2960 / 3200 / 3210	2020 / 3190 / -	2020 / 3190 / -	
3-STAGE FULL FREE LIFT	4020	2045	4690	5238	1320	6	3500	3500	3090 / 3500 / -	3080 / 3500 / -
	4320	2095	4990	5538	1370	6	3460	3460	2720 / 3460 / -	2720 / 3460 / -
	4620	2195	5290	5838	1470	6	3190 / 3390 / 3400	3190 / 3390 / 3400	2400 / 3340 / -	2390 / 3340 / -
	4920	2345	5590	6138	1620	6	2840 / 3320 / 3320	2840 / 3320 / 3320	2100 / 3030 / -	2100 / 3030 / -
	5520	2595	6190	6738	1870	6	2190 / 3030 / 3170	2190 / 3030 / 3170	1550 / 2450 / -	1550 / 2450 / -
	6120	2845	6790	7338	2120	6	1630 / 2470 / 2990	1630 / 2470 / 2990	1120 / 1960 / -	1100 / 1960 / -
	6570	3045	7240	7788	2320	6	1280 / 2090 / 2850	1270 / 2090 / 2850	850 / 1630 / -	820 / 1620 / -
	7020	3195	7690	8238	2470	6	980 / 1760 / 2620	960 / 1760 / 2620	620 / 1340 / -	590 / 1330 / -

~ (Single/Wide/Dual tread) Other mast heights available

## H3.5A RATED CAPACITY @ 600MM LOAD CENTRE

Type	Maximum Fork Lift (mm)	Lowered Height (mm)	Extended Height without LBR (mm)	Extended Height with 1220 LBR (mm)	Free Lift Height without LBR (mm)	Back tilt (°)	Capacities (kg) @ 600mm Load Centre			
							Pneumatic Shaped Solid Tyres		Pneumatic Radial Tyres	
							Without sidseshift (kg)	With sidseshift (kg)	Without sidseshift (kg)	With sidseshift (kg)
2-STAGE LIMITED FREE LIFT	2980	2145	3662	4198	50	6	3350	3240	3350	3240
	3280	2295	3962	4498	50	6	3340	3240	3340	3240
	3380	2345	4062	4598	50	6	3340	3230	3340	3230
	3580	2445	4262	4798	50	6	3340	3230	3340	3230
	3880	2695	4562	5098	50	6	3320	3220	3320	3220
	4180	2845	4862	5398	50	6	3320	3210	3320	3210
	4480	2995	5162	5698	50	6	3250	3140	3030 / 3250 / -	3020 / 3140 / -
	4780	3245	5462	5998	50	6	3170	3070	2680 / 3170 / -	2670 / 3070 / -
	5480	3595	6162	6698	50	6	2850 / 2980 / 2990	2850 / 2980 / 2990	1920 / 2980 / -	1900 / 2880 / -
5880	3895	6562	7098	50	6	2370 / 2860 / 2870	2370 / 2770 / 2780	1510 / 2780 / -	1500 / 2760 / -	
2-STAGE FULL FREE LIFT	3000	2092	3684	4224	1362	6	3340	3240	3340	3240
	3200	2192	3884	4424	1462	6	3340	3240	3340	3240
	3500	2342	4184	4724	1612	6	3330	3230	3330	3230
	3700	2442	4384	4924	1712	6	3330	3230	3330	3230
	4000	2642	4684	5224	1912	6	3320	3220	3320	3220
	4500	2892	5184	5724	2162	6	3310	3150	3050 / 3250 / -	3040 / 3140 / -
	5000	3192	5684	6224	2462	6	3120	3020	2470 / 3110 / -	2470 / 3020 / -
5400	3392	6084	6624	2662	6	3010	2920	2050 / 3000 / -	2050 / 2910 / -	
3-STAGE FULL FREE LIFT	4020	2045	4690	5238	1320	6	3320	3210	3050 / 3320 / -	3040 / 3210 / -
	4320	2095	4990	5538	1370	6	3280	3180	2710 / 3280 / -	2700 / 3180 / -
	4620	2195	5290	5838	1470	6	3200 / 3210 / 3210	3110	2400 / 3210 / -	2390 / 3110 / -
	4920	2345	5590	6138	1620	6	2850 / 3130 / 3140	2850 / 3040 / 3040	2110 / 3030 / -	2100 / 3030 / -
	5520	2595	6190	6738	1870	6	2230 / 2970 / 2970	2230 / 2880 / 2880	1580 / 2480 / -	1570 / 2480 / -
	6120	2845	6790	7338	2120	6	1680 / 2520 / 2800	1680 / 2520 / 2710	1140 / 2000 / -	1120 / 1990 / -
	6570	3045	7240	7788	2320	6	1320 / 2140 / 2650	1310 / 2140 / 2560	870 / 1670 / -	850 / 1670 / -
	7020	3195	7690	8238	2470	6	1010 / 1810 / 2500	1000 / 1810 / 2420	640 / 1380 / -	610 / 1360 / -

~ (Single/Wide/Dual tread) Other mast heights available

# AVAILABLE OPTIONS

PERFORMANCE
Yanmar 2.2L LPG Non-Certified
Yanmar 2.2L Dual Fuel Non-Certified
Yanmar 3.0L Diesel Non-Certified
Yanmar 3.3L Diesel Non-Certified
Yanmar 2.1L DPF (37 kW) Diesel
Yanmar 2.1L DPF with CAC (44 kW) Diesel
Yanmar 2.2L LPG Stage V
Mechanical Powershift Transmission
Electrical Powershift Transmission
Duramatch™ Transmission
Drum Brakes
Oil immersed brakes
Standard cooling (-20c to 40c)
Heavy duty cooling (-20c to >40c)
High Air Intake
Heavy duty air intake and pre-cleaner options
Internal Air Intake
Swing Out and Drop Down LPG tank bracket
LPG tank bracket interlock
Integrated Fuel Level Sensor
Engine driven cooling system
On-demand cooling system
Low Exhaust
Overhead Exhaust
System monitoring package
Premium monitoring package
Powertrain Protection with engine shutdown
Radiator Screen
Exhaust wraps
Empty seat engine shutdown
Belly screen
High capacity starter battery
Tie downs High output alternator
High output alternator
DRIVE
Single pedal inch brake
Dual brake pedal
Tyres - Super Elastic
Tyres - Super Elastic - Non Marking
Tyres - Pneumatic Radial
Tyres - Pneumatic
Wide tread tyres
Dual tread tyres
Steer Column with Tilt and Telescope
Steering Column Mounted Directional Control
Steering Wheel with Spinner Knob
Steer Column with Infinitely Adjustable Tilt
On Demand Power Steering
On Demand Power Steering with Synchronous Steering
LIFT
2 Stage Limited Free Lift Mast – Class II/III
2 Stage Full Free Lift Mast – Class II/III
3 Stage Full Free Lift Mast – Class II/III
3° Forward / 6° Back Mast Tilt
6° Forward / 6° Back Mast Tilt
6° Forward / 10° Back Mast Tilt
10° Forward / 6° Back Mast Tilt
Standard Displacement Hydraulic Pump

On Demand Hydraulic Pump (VDP)
HANDLING
Hook Type Standard Carriage - 1070mm
Hook Type Standard Carriage - 1220mm
Hook Type Integral Sideshift Carriage - 1070mm
Hook Type Integral Sideshift Carriage - 1220mm
Hook Type Integral Sideshifting Fork Positioner - 1070mm
Hook Type Integral Sideshifting Fork Positioner - 1220mm
Type Standard Taper Forks 1000mm
Type Standard Taper Forks 1100mm
Hook Type Standard Taper Forks 1200mm
Without Load backrest
1220mm High Load Backrest
915mm High Load Backrest
915mm High Load Backrest Drop Centre
1524mm High Load Backrest
Tilt Cylinder Boots
Hydraulic Accumulator
Manual Lever Hydraulic Control
Mini Lever Hydraulic Control
Joystick Hydraulic Control
High temperature hydraulic fluid
Clamping function
Return to set tilt function
2 Function (0 Auxiliary) Hydraulic Valve
3 Function (1 Auxiliary) Hydraulic Valve
4 Function (2 Auxiliary) Hydraulic Valve
Fork Laser Positioning System
Load Weight Display
Attachment extension tubes and quick disconnects
VISIBILITY
Top wiper
Spot light activation continuous / directional
Dual Side View Mirrors
Panoramic Mirror
LED Work lights
High Performance LED Work lights
Rear reflector
LED Rear light package Brake/Tail/Backup
LED Rear light package Brake/Tail/Backup/Turn
LED Rear light package Brake/Tail/Backup/Turn/Hazards
Switch Activated Strobe Light
Audible Reverse Alarm
Forward and Reverse Alarm
LED Mast Mounted lights
Blue LED Pedestrian Awareness Spotlights
Red LED Pedestrian Awareness Perimeter Lines
Rear View Camera System Integrated in 178mm Colour Display
Rear View Camera System with Rear-Mounted Display
Automatic (Ambient Light Level) Work Light Control
ERGONOMICS
Rectangular guard
Operator fan
Starter battery dongle
Engine block heater
Plastic Rain top
Figure 8 Tube Over Head Guard
Grid Style Overhead Guard

ERGONOMICS (continued)
Clear View Overhead Guard
Cabin Options (Partial, PVC, Steel Doors)
High Specification Cabin
Rear Drive Handle with Horn Button
Console Tray
LCD Dash Display
Full Colour Touchscreen Display
Full Suspension Vinyl Seat
Full Suspension Cloth Seat
Full Suspension Vinyl Seat - Value
Air Ride Full Suspension Vinyl Seat
Air Ride Full Suspension Cloth Seat
Full suspension seat - Low profile
Sun Shades (top and / or front)
Air Conditioning
Accessory Mounting Post and options
12v Aux supply
12v Supply with twin USB charging sockets
Heated front screen
OPERATION
Traction speed limiters
Seat belt Hi-Vis interlocking
Key Switch Start
Keyless with Operator password start
Engine driven cooling
Travel speed Alarm
Battery disconnect
Front Mud Guards
Drive axle string cutter
Standard Seat Belt
HI VIS Red Seat Belt
Telemetry Prepared
Dynamic Stability System
Speed Reduction in Corners
Seat Side Direction Control
Foot Direction Control
Hyster Tracker™ Wireless Monitoring
Hyster Tracker™ Wireless Access
Hyster Tracker™ Wireless Verification
APPEARANCE
Hyster yellow paint base truck
Special paint base truck
SUPPLEMENTAL
12 Month / 2000 hour Limited Warranty
36 Month / 6000 hours Limited
Powertrain Warranty


**PRELIMINARY**  
Option availability varies by region





**HYSTER EUROPE**  
Centennial House, Building 4.5, Frimley Business Park,  
Frimley, Surrey, GU16 7SG, United Kingdom

Visit us online at [www.hyster.com](http://www.hyster.com) or call us at **+44 (0) 1276 538500**.

Hyster-Yale Materials Handling, Inc. trading as Hyster Europe.  
Registered Address: Centennial House, Building 4.5, Frimley Business Park, Frimley, Surrey GU16 7SG, United Kingdom.  
Registered in England and Wales. Company Registration Number: 02636775.  
©2026 Hyster-Yale Materials Handling, Inc. all rights reserved. Hyster and  are trademarks of Hyster-Yale Group, Inc.  
Hyster products are subject to change without notice. Trucks may be shown with optional equipment.



Safety: This truck conforms to the current EU requirements