




**STRONG PARTNERS.
TOUGH TRUCKS.™**

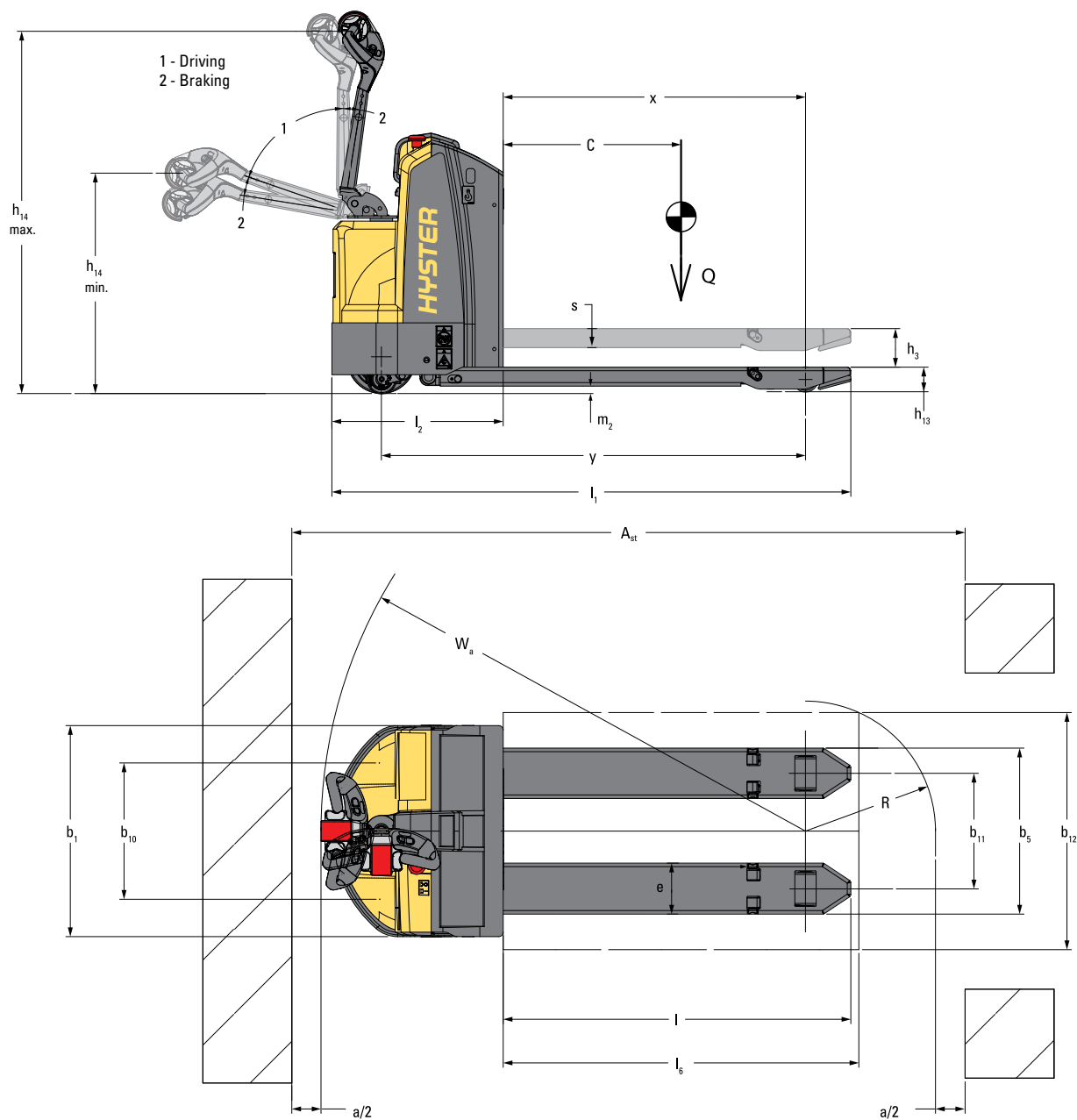


P1.6-2.2 SERIES TECHNICAL GUIDE



WWW.HYSTER.COM

> TRUCK DIMENSIONS



$$A_{st} = W_a + R + a$$

$$A_{st} = W_a + \sqrt{(l_6 - x)^2 + (b_{12} / 2)^2} + a$$

(see lines 4.34.1 & 4.34.2)

$$a = 200 \text{ mm}$$

GENERAL	1-1	Manufacturer			HYSTER	HYSTER	HYSTER	HYSTER
	1-2	Model designation			P1.6	P1.8	P2.0	P2.2
	1-3	Drive			Battery	Battery	Battery	Battery
	1-4	Operator type			Pedestrian	Pedestrian	Pedestrian	Pedestrian
	1-5	Rated capacity/rated load	Q ₁	t	1.6	1.8	2.0	2.2
	1-6	Load centre distance (2)	c	mm	600	600	600	600
	1-8	Load distance, centre of drive axle to fork (2)	x	mm	955	955	955	955
	1-9	Wheelbase (2)	y	mm	1368	1368	1440	1440
WEIGHT	2-1	Service weight (2) (1)		kg	545	545	632	632
	2-2	Axle loading with load, front / rear (2)		kg	841 1304	893 1452	983 1649	1032 1800
	2-3	Axle loading without load, front / rear (2)		kg	425 120	425 120	489 143	489 143
WHEELS	3-1	Tyre type			Polyurethane	Polyurethane	Polyurethane	Polyurethane
	3-2	Tyre size, front	ø	mm x mm	250 x 75	250 x 75	250 x 75	250 x 75
	3-3	Tyre size, rear	ø	mm x mm	85 x 110	85 x 110	85 x 110	85 x 110
	3-4	Additional wheels (dimensions)	ø	mm x mm	100 x 40	100 x 40	100 x 40	100 x 40
	3-5	Wheels, number front / rear (x = driven wheels)			1x+2 2	1x+2 2	1x+2 2	1x+2 2
	3-6	Tread, front	b ₁₀	mm	461	461	461	461
	3-7	Tread, rear	b ₁₁	mm	390	390	390	390
	4-4	Lift	h ₃	mm	130	130	130	130
	4-9	Height drawbar in driving position min./max.	h ₁₄	mm	744 1221	744 1221	744 1221	744 1221
	4-15	Height, lowered	h ₁₃	mm	85	85	85	85
	4-19	Overall length (2)	l ₁	mm	1734	1734	1806	1806
	4-20	Length to face of forks (2)	l ₂	mm	578	578	650	650
	4-21	Overall width	b ₁ /b ₂	mm	712	712	712	712
	4-22	Fork dimensions (2)	s/e/l	mm	64 172 1156	64 172 1156	64 172 1156	64 172 1156
	4-25	Distance between fork-arms	b ₅	mm	560	560	560	560
	4-32	Ground clearance, centre of wheelbase	m ₂	mm	21	21	21	21
	4-33	Load dimension b 12 x 16 crossways		mm	-	-	-	-
	4-34-1	Aisle width for pallets 1000 x 1200 crossways (2)	Ast	mm	2337	2337	2409	2409
	4-34-2	Aisle width for pallets 800mm x 1200mm lengthwise (2)	Ast	mm	2204	2204	2276	2276
	4-35	Turning radius (2)	W _a	mm	1535	1535	1607	1607
PERFORMANCE	5-1	Travel speed with / without load		km/h	6 6	6 6	6 6	6 6
	5-1-1	Travel speed with / without load, backwards		km/h	6 6	6 6	6 6	6 6
	5-2	Lifting speed with / without load		m/s	0.04 0.05	0.04 0.05	0.04 0.05	0.04 0.05
	5-3	Lowering speed with / without load		m/s	0.09 0.04	0.09 0.04	0.09 0.04	0.09 0.04
	5-7	Gradeability - 1.6 km/h, with / without load		%	5.5 15.0	5.0 15.0	4.5 15	4.0 15.0
	5-8	Max. gradeability - 1.6 km/h, with / without load		%	10.0 20.0	9.0 20.0	8.0 20.0	7.5 20.0
	5-10	Service brake			Electromagnetic	Electromagnetic	Electromagnetic	Electromagnetic
ELECTRIC ENGINE	6-1	Drive motor, S2 60 min rating		kW	1.25	1.25	1.25	1.25
	6-2	Lift motor S3 15% rating		kW	1.2	1.2	1.2	1.2
	6-3	Battery according to DIN 43531/35/36 A,B,C, no			B	B	B	B
	6-4	Battery voltage/nominal capacity K5 (2)		V/Ah	24 250 (3)	24 250 (3)	24 375 (4)	24 375 (5)
	6-5	Battery weight (2) (1)		kg	212	212	288	288
	6-6	Energy consumption according to VDI cycle		kWh/h	0.384	0.384	0.384	0.384
	8-1	Type of drive unit			AC-Controller	AC-Controller	AC-Controller	AC-Controller
	10-7	Sound pressure level at the driver's position		dB (A)	< 70	< 70	< 70	< 70

NOTES:

Specifications are affected by the condition of the vehicle and how it is equipped, as well as the nature and condition of the operating area. Inform your dealer of the nature and condition of the intended operating area when purchasing your Hyster Truck.

- (1) These values may vary of +/- 5%
- (2) See "Batteries table"
- (3) Available batteries 150Ah, 210Ah and 50Ah, 56Ah, 100Ah, 112Ah, 168Ah Li-Ion
- (4) Available batteries 150Ah, 210Ah, 250Ah, 315Ah and 50Ah, 56Ah, 100Ah, 112Ah, 168Ah Li-Ion
- (5) Available batteries 210Ah, 250Ah, 315Ah

FORKS:

P1.6-P1.8-P2.0-P2.2: 64 x 172 x 1 156 mm long

FORK SPACING:

Inside to inside: 216 mm (P1.6-P1.8-P2.0-P2.2)

Outside to outside: 560 mm

Other fork lengths and widths are optional

EQUIPMENT & WEIGHT: Weights (line 2.1) are based on the following specifications:
Complete truck with 172 mm wide forks, Polyurethane driver and load wheels.

NOTICE:

Care must be exercised when handling elevated loads. Operators must be trained and must read, understand and follow the instructions contained in the Operating Manual.

All values are nominal values and they are subject to tolerances. For further information, please contact the manufacturer.

Hyster products are subject to change without notice.

Lift trucks illustrated may feature optional equipment. Values may vary with alternative configurations.

Specification data is based on VDI 2198.

CE **Safety:** This truck conforms to the current EU requirements.

BATTERY INFORMATION

Battery Compartment 375 / 315 Ah (b5 = 520mm - 560mm - 670mm)

1-6	Load centre distance	c mm	400	500	600	700	800	
1-8	Load distance, centre of drive axle to fork	x mm	599	805	955	1199	1399	
1-9	Wheelbase	y mm	1084	1290	1440	1684	1884	
2-1	Service weight (1)	kg	612	623	632	646	657	
2-2	Axle loading, laden (3)	kg	Front	809	944	983	1106	1166
			Rear	1803	1679	1649	1540	1491
2-3	Axle loading, laden	kg	Front	441	471	489	513	529
			Rear	171	152	143	133	128
4-19	Overall length (pedestrian)	l ₁ mm	1450	1656	1806	2050	2250	
4-20	Length to face of forks (pedestrian)	l ₂ mm	650	650	650	650	650	
4-22	Fork length	s/e/l mm	800	1006	1156	1400	1600	
4-34-1	Aisle width for pallets 1000mm x 1200mm wide (pedestrian)	A ₉₀ mm	2173	2288	2409	2683	2972	
4-34-2	Aisle width for pallets 800mm x 1200mm long (pedestrian)	A ₉₀ mm	2173	2219	2276	2451	2698	
4-35	Turning radius (pedestrian)	W ₉₀ mm	1251	1457	1607	1851	2051	
6-3	Battery according to DIN 43531/35/36 A,B,C, no		B					
6-4	Battery voltage / capacity at 5 hours rate (2)	V/Ah	24			375 - 315		
6-5	Battery weight (1)	kg	288					

Battery Compartment 250 / 210 Ah (b5 = 520mm - 560mm - 670mm)

1-6	Load centre distance	c mm	400	500	600	700	800	400	500	600	700	800
1-8	Load distance, centre of drive axle to fork	x mm	599	805	955	1199	1399	599	805	955	1199	1399
1-9	Wheelbase	y mm	1012	1218	1368	1612	1812	1012	1218	1368	1612	1812
2-1	Service weight (1)	kg	525	536	545	559	570	499 (5)	510 (5)	519 (5)	533 (5)	544 (5)
2-2	Axle loading, laden (3)	kg	776	910	945	1066	1123	768	771	774	909	945
			1749	1626	1600	1493	1447	1731	1739	1745	1624	1599
2-3	Axle loading, laden	kg	382	409	425	447	461	363	371	378	407	424
			143	127	120	112	109	136	139	141	126	120
4-19	Overall length (pedestrian)	l ₁ mm	1378	1584	1734	1978	2178	1378	1584	1734	1978	2178
4-20	Length to face of forks (pedestrian)	l ₂ mm	578	578	578	578	578	578	578	578	578	578
4-22	Fork length	s/e/l mm	800	1006	1156	1400	1600	800	1006	1156	1400	1600
4-34-1	Aisle width for pallets 1000mm x 1200mm wide (pedestrian)	A ₉₀ mm	2101	2216	2337	2611	2900	2101	2216	2337	2611	2900
4-34-2	Aisle width for pallets 800mm x 1200mm long (pedestrian)	A ₉₀ mm	2101	2147	2204	2379	2626	2101	2147	2204	2379	2626
4-35	Turning radius (pedestrian)	W ₉₀ mm	1179	1385	1535	1779	1979	1179	1385	1535	1779	1979
6-3	Battery according to DIN 43531/35/36 A,B,C, no		B					B				
6-4	Battery voltage / capacity at 5 hours rate (2)	V/Ah	24			250 - 210			24		250 (4)	
6-5	Battery weight (1)	kg	212					180				

Battery Compartment 150 Ah (b5 = 520mm - 560mm - 670mm)

1-6	Load centre distance	c mm	400	500	600	700	800	400	500	600	700	800	
1-8	Load distance, centre of drive axle to fork	x mm	599	805	955	1199	1399	599	805	955	1199	1399	
1-9	Wheelbase	y mm	950	1156	1306	1550	1750	950	1156	1306	1550	1750	
2-1	Service weight (1)	kg	449	460	469	483	494	430	441	450	464	475	
2-2	Axle loading, laden (3)	kg	Front	748	881	912	1032	1086	729	862	893	1013	1067
			Rear	1701	1579	1557	1451	1408	1701	1579	1557	1451	1408
2-3	Axle loading, laden	kg	Front	328	352	367	387	400	314	337	352	371	384
			Rear	1316	1522	1672	1916	2116	1316	1522	1672	1916	2116
4-19	Overall length (pedestrian)	l ₁ mm	516	516	516	516	516	516	516	516	516	516	
4-20	Length to face of forks (pedestrian)	l ₂ mm	800	1006	1156	1400	1600	800	1006	1156	1400	1600	
4-22	Fork length	s/e/l mm	2039	2154	2275	2549	2838	2039	2154	2275	2549	2838	
4-34-1	Aisle width for pallets 1000mm x 1200mm wide (pedestrian)	A ₉₀ mm	2039	2085	2142	2317	2564	2039	2085	2142	2317	2564	
4-34-2	Aisle width for pallets 800mm x 1200mm long (pedestrian)	A ₉₀ mm	1117	1323	1473	1717	1917	1117	1323	1473	1717	1917	
4-35	Turning radius (pedestrian)	W ₉₀ mm	1179	1385	1535	1779	1979	1179	1385	1535	1779	1979	
6-3	Battery according to DIN 43531/35/36 A,B,C, no		No					No					
6-4	Battery voltage / capacity at 5 hours rate (2)	V/Ah	24			150			24		150 (4)		
6-5	Battery weight (1)	kg	212					180					

Battery Compartment 112/56 Ah (b5 = 520mm - 560mm - 670mm)

1-6	Load centre distance	c mm	400	500	600	700	800	400	500	600	700	800	
1-8	Load distance, centre of drive axle to fork	x mm	599	805	955	1199	1399	599	805	955	1199	1399	
1-9	Wheelbase	y mm	950	1156	1306	1550	1750	950	1156	1306	1550	1750	
2-1	Service weight (1)	kg	345	356	365	379	390	358	369	378	392	403	
2-2	Axle loading, laden (3)	kg	Front	650	790	826	953	1013	660	800	836	964	1024
			Rear	1695	1566	1539	1426	1377	1698	1569	1542	1428	1379
2-3	Axle loading, laden	kg	Front	238	265	282	307	324	247	275	293	317	335
			Rear	107	91	83	72	66	111	94	85	75	68
4-19	Overall length (pedestrian)	l ₁ mm	1316	1522	1672	1916	2116	1316	1522	1672	1916	2116	
4-20	Length to face of forks (pedestrian)	l ₂ mm	516	516	516	516	516	516	516	516	516	516	
4-22	Fork length	s/e/l mm	800	1006	1156	1400	1600	800	1006	1156	1400	1600	
4-34-1	Aisle width for pallets 1000mm x 1200mm wide (pedestrian)	A ₉₀ mm	2039	2154	2275	2549	2838	2039	2154	2275	2549	2838	
4-34-2	Aisle width for pallets 800mm x 1200mm long (pedestrian)	A ₉₀ mm	2039	2085	2142	2317	2564	2039	2085	2142	2317	2564	
4-35	Turning radius (pedestrian)	W ₉₀ mm	1117	1323	1473	1717	1917	1117	1323	1473	1717	1917	
6-3	Battery according to DIN 43531/35/36 A,B,C, no		No					No					
6-4	Battery voltage / capacity at 5 hours rate (2)	V/Ah	24		56 (2)			24		112 (2)			
6-5	Battery weight (1)	kg	40					53					

BATTERY INFORMATION



Battery Compartment 168/50 Ah (b5 = 520mm - 560mm - 670mm)

1-6	Load centre distance	c mm	400	500	600	700	800	400	500	600	700	800	400	500	600	700	800	
1-8	Load distance, centre of drive axle to fork	x mm	599	805	955	1199	1399	599	805	955	1199	1399	599	805	955	1199	1399	
1-9	Wheelbase	y mm	950	1156	1306	1550	1750	950	1156	1306	1550	1750	950	1156	1306	1550	1750	
2-1	Service weight (1)	kg	371	382	391	405	416	349	360	369	383	394	410	421	430	444	455	
2-2	Axle loading, laden (3)	kg	Front	669	810	847	975	1035	651	791	827	955	1015	694	838	875	1005	1066
			Rear	1702	1572	1544	1430	1381	1698	1569	1542	1428	1379	1716	1583	1555	1439	1389
2-3	Axle loading, laden	kg	Front	256	285	303	328	346	238	266	284	308	326	281	312	332	359	377
			Rear	115	97	88	77	70	111	94	85	75	68	129	109	98	85	78
4-19	Overall length (pedestrian)	l ₁ mm	1316	1522	1672	1916	2116	1316	1522	1672	1916	2116	1316	1522	1672	1916	2116	
4-20	Length to face of forks (pedestrian)	l ₂ mm	516	516	516	516	516	516	516	516	516	516	516	516	516	516	516	
4-22	Fork length	s/e/l mm	800	1006	1156	1400	1600	800	1006	1156	1400	1600	800	1006	1156	1400	1600	
4-34-1	Aisle width for pallets 1000mm x 1200mm wide (pedestrian)	A ₉₀ mm	2039	2154	2275	2549	2838	2039	2154	2275	2549	2838	2039	2154	2275	2549	2838	
4-34-2	Aisle width for pallets 800mm x 1200mm long (pedestrian)	A ₉₀ mm	2039	2085	2142	2317	2564	2039	2085	2142	2317	2564	2039	2085	2142	2317	2564	
4-35	Turning radius (pedestrian)	W ₉₀ mm	1117	1323	1473	1717	1917	1117	1323	1473	1717	1917	1117	1323	1473	1717	1917	
6-3	Battery according to DIN 43531/35/36 A,B,C, no		No					No					No					
6-4	Battery voltage / capacity at 5 hours rate (2)	V/Ah	24		168 (2)			24		50 (2)			24		100 (2)			
6-5	Battery weight (1)	kg	66				44				105							

(1) These values may vary of +/- 5%

(2) Li-Ion battery

(3) Axle loading with LOAD = 2000Kg

(4) Polypropylene case version

(5) Includes ballast 6 kg

STANDARD AND OPTIONAL EQUIPMENT



ERGONOMICS	P1.6	P1.8	P2.0	P2.2
Key Switch Start	STD	STD	STD	STD
Keyless Start with Operator Password	X	X	X	X
Rocker Switch Directional Control	STD	STD	STD	STD
Tiller Control	STD	STD	STD	STD
Precision Control Tiller Head (SPED)	X	X	X	X
On or Off Lift/Lowering on Tillerhead	STD	STD	STD	STD
Lift Cut Out by Sensor	X	X	X	X
Entry Skids	X	X	X	X
Intelligent Lift	X	X	X	X
Intelligent Slow Down	X	X	X	X
CONSTRUCTION	P1.6	P1.8	P2.0	P2.2
B5=560mm Frame	STD	STD	STD	STD
B5=670mm Frame	X	X	X	X
B5=520mm Frame	X	X	X	X
Standard Construction	STD	STD	STD	STD
Cold Store Construction (-30° C)	X	X	X	X
Corrosion Protection (SPED)	X	X	X	X
Bumper Modification (SPED)	X	X	X	X
Noise Reduction (SPED)	X	X	X	X
Antistatic Strap	X	X	X	X
Lifting Eyes (SPED)	X	X	X	X
LIFT	P1.6	P1.8	P2.0	P2.2
1524mm High Load Backrest	X	X	X	X
1800mm High Load Backrest	X	X	X	X
1520mm High Load Backrest (SPED)	X	X	X	X
1730/1310mm High Moveable Load Backrest (SPED)	X	X	X	X
1156 x 560 X=955mm Welded Type Standard Tapered Forks	STD	STD	STD	STD
800 x 520 X=599mm Welded Type Standard Tapered Forks	X	X	X	X
800 x 560 X=599mm Welded Type Standard Tapered Forks	X	X	X	X
800 x 670 X=599mm Welded Type Standard Tapered Forks	X	X	X	X
1006 x 520 X=805mm Welded Type Standard Tapered Forks	X	X	X	X
1006 x 560 X=805mm Welded Type Standard Tapered Forks	X	X	X	X
1006 x 670 X=805mm Welded Type Standard Tapered Forks	X	X	X	X
1156 x 520 X=955mm Welded Type Standard Tapered Forks	X	X	X	X
1156 x 670 X=955mm Welded Type Standard Tapered Forks	X	X	X	X
1400 x 520 X=1199mm Welded Type Standard Tapered Forks	X	X	X	X
1400 x 560 X=1199mm Welded Type Standard Tapered Forks	X	X	X	X
1400 x 670 X=1199mm Welded Type Standard Tapered Forks	X	X	X	X
1600 x 520 X=1399mm Welded Type Standard Tapered Forks	X	X	X	X
1600 x 560 X=1399mm Welded Type Standard Tapered Forks	X	X	X	X
1600 x 670 X=1399mm Welded Type Standard Tapered Forks	X	X	X	X
560 x 1800 (x = 1599 mm) Forks (SPED)	X	X	X	X
670 x 1800 (x = 1599 mm) Forks (SPED)	X	X	X	X
560 x 2000 (x = 1799 mm) Forks (SPED)	X	X	X	X
560 x 2350 (x = 2149 mm) Forks (SPED)	X	X	X	X
980 x 560 (x = 779 mm) Forks (SPED)	X	X	X	X
980 x 670 (x = 779 mm) Forks (SPED)	X	X	X	X
OPERATION	P1.6	P1.8	P2.0	P2.2
Audible Forward Alarm (Forks Trailing)	X	X	X	X
Audible Reverse Alarm (Forks Leading)	X	X	X	X
Audible Forward and Reverse Alarm	X	X	X	X
Hyster Tracker wireless asset management system	X	X	X	X
Hyster Tracker wireless asset management - Access / Verification	X	X	X	X
Hyster Tracker wireless asset management Monitoring	X	X	X	X
250 x 75mm Polyurethane Drive Wheel	STD	STD	STD	STD
250 x 75mm Tophane Drive Wheel	X	X	X	X
250 x 75mm NDIIthane Drive Wheel	X	X	X	X
85 x 110mm Single Polyurethane Load Wheels	STD	STD	STD	STD
85 x 90mm Tandem Polyurethane Load Wheels	X	X	X	X
BATTERIES	P1.6	P1.8	P2.0	P2.2
Hyster Standard Type Battery	X	X	X	X
Hyster Battery with Aquamatic and Air Mix	X	X	X	X
Hyster Battery with Aquamatic	X	X	X	X
Lithium Ion Type Battery	X	X	X	X
Side Battery Extraction		X	X	X
Vertical Battery Extraction	STD	STD	STD	STD
Twin Battery Change Station	X	X	X	X
650 x 150mm x 560mm Battery Compartment (for 150Ah Battery)	STD	STD	X	-
624 x 284 x 627mm Battery Compartment (for 315/375 Ah DIN Battery)	X	X	X	X
624 x 212 x 627mm Battery Compartment (for 210/250 Ah DIN Battery)	X	X	STD	STD
24V 150AH Battery (BS)	X	X	X	X
24V 200AH Battery (MBS)	X	X	X	X
24V 210AH Hyster Battery (DIN)	X	X	X	X
24V 250AH Hyster Battery (DIN)	X	X	X	X
24V 315AH Hyster Battery (DIN)	X	X	X	X
24V 375AH Hyster Battery (DIN)	X	X	X	X
24V 50AH Li-Ion Battery	X	X	X	-
24V 100AH Li-Ion Battery	X	X	X	-
Conventional Battery Charge Truck Arrangement	X	X	X	X
On Board Charger with Schuko plug	X	X	X	X
On Board Charger with UK plug	X	X	X	X
Battery Cable Extension (1500mm)	X	X	X	X
50Hz Single Phase 8 Hour Charger	X	X	X	X
50Hz Single Phase 12 Hour Charger	X	X	X	X
50Hz Three Phase 8 Hour Charger	X	X	X	X
50Hz Three Phase 12 Hour Charger	X	X	X	X
High Frequency Single Phase 8 Hour Charger	X	X	X	X
High Frequency Single Phase 8 Hour Charger with Air Pump	X	X	X	X
High Frequency Single Phase 12 Hour Charger	X	X	X	X
High Frequency Single Phase 12 Hour Charger with Air Pump	X	X	X	X
Single Phase 24/60 Li-Ion Charger	X	X	X	
Single Phase 24/100 Li-Ion Charger	X	X	X	
Gravity Feed Water Reservoir	X	X	X	X
APPEARANCE	P1.6	P1.8	P2.0	P2.2
Hyster paint base truck	STD	STD	STD	STD
Special paint base truck	X	X	X	X
SUPPLEMENTAL	P1.6	P1.8	P2.0	P2.2
24 Months / 4000 Hours Manufacturer's Warranty	STD	STD	STD	STD
36 Months / 6,000 Hours Extended Warranty	X	X	X	X

> PRODUCT FEATURES

DEPENDABILITY

- By designing the frame of the truck to better engage and support the pallet, Hyster increased the stability of the truck with a load. Hyster has integrated drive unit mounting, linkage mounting, and hydraulic cylinder mounting, improving durability and reliability for the life of the truck.
- The P1.6-2.2 combines a heavy duty steel drive frame with a highly engineered drive unit casting, making this one of the heaviest drive unit frames in the industry.
- Optimally placed as the backbone of the truck, the two create the strongest drive end in its category. The heavy duty casting replaces fabricated components for increased strength and durability, and concentrates all of the forces of the truck to an intelligent, highly engineered component.
- The cover of the P1.6-2.2 is comprised of a highly durable, engineered thermoplastic elastomer. It is flexible, resistant to chipping, and gives full protection of components.
- The charger is enclosed within the drive frame, protected from the harsh elements.
- The motor remains stationary during steering, protecting power cables from wear and strain.
- Enclosed, vertical mounted AC drive motor is easily accessed and is protected from splashes and debris.

PRODUCTIVITY

- Hyster Intelligent Lift™ enables the operator to start transporting the pallet before the unit is at full lift. The P1.6-2.2 equipped with this option will automatically lift the pallet to maximum fork height without having to continually hold the lift button. As a result of the simultaneous action of lifting and traveling, Hyster Intelligent Lift™ can reduce cycle times by up to 17%, increasing productivity.
- The Turtle function can be engaged at any position in the run zone. When the handle is in the run zone, and the turtle functionality is selected, the P1.6-2.2 latches into turtle mode which slows the speed and acceleration of the truck, giving the operator greater confidence in congested applications. When the tiller head is in the upper brake zone the operator can press and hold the turtle button to manoeuvre the truck, minimising truck profile, improving manoeuvrability inside lorry.

- P1.6-2.2 has shortened fork tip length and a low-profile bumper to provide a tight right angle turn for easier right angle stacking, equal aisle placement, and improved manoeuvrability within a lorry.
- Fork tips feature a tapered fork nose and blunt ends to allow for repositioning of pallets and enhances pallet entry. The design is ideally suited for pinwheeling applications which allows the customer to put 10% more pallets on each truck, reducing per pallet transportation costs.
- P1.6-2.2 truck features optional Hyster Intelligent Slow Down™ technology to ensure that every load remains stable. This exclusive feature recognizes when the truck is turning and intelligently reduces the truck's speed, assisting the operator through the corner. This enables the operator to manoeuvre through the warehouse with confidence, giving the P1.6-2.2 best-in-class stability.
- Reinforced frame with increased torsional stiffness and heavy duty torsion bar and linkage, together to reduce torsional twisting, making the P1.6-2.2 one of the most stable pallet trucks in the industry

ERGONOMICS

- Mid-mounted, shortened tiller head, vertically mounted drive motor assembly and our intelligently designed ergonomics make the P1.6-2.2 pallet trucks easier and more comfortable to operate.
- Our P1.6-2.2 truck has the largest run zone in the industry, enabling the truck to be operated comfortably by a wide variety of operators.
- The Turtle Function allows the truck to function with the handle in full upright position as well as in the run position for manoeuvring in tight spaces.
- The P1.6-2.2 allows the operator to see the forks, place them, and enter and exit a pallet whether it is empty or loaded. Superior visibility saves your time and increase productivity throughout your operation.
- The tiller has a light hold down effort. Little exertion is needed by the operator to move the handle to the run zone and easily maintain its position there.
- The mid-mounted tiller head placement has been designed to balance the constraints of steer effort, visibility and manoeuvrability.
- Large turntable bearing and standard rubber tyre reduce the force required to turn the steer tyre.

COST OF OWNERSHIP

- Heavy duty torsion bar ensures a more uniform loading of pins and linkage rods reducing wear and tear, increasing durability and reliability, and extending life.
- The linkage rod is comprised of a uniform square bar with welded ends for maximum strength and low maintenance.
- Bushings are the thickest bronze bushings available and provide the most contact area, resulting in improved distribution of force and increased service life. The proven "X" groove design allows for full spread of lubrication throughout bushing, minimising wear.
- Steel drive frame enhances stability and durability, decreasing service costs and damage to loads.
- For applications where even more stability is needed, casters have been reinforced with heavy duty casting. Coil springs have been replaced with poly block which is more durable and resistant to corrosion, reducing cost and service requirements.
- Large, maintenance-free turntable steer bearings distribute and handle driving and steering forces better than small taper bearings, lowering cost of ownership.
- AC traction motor is maintenance-free and external speed sensor is easy to access, reducing cost of maintenance.

SERVICEABILITY

- The easy-to remove cover, provides convenient access to main components. Lube fittings at all major linkage points are highly accessible to ensure easy maintenance and long service life. Flag pins throughout the linkage system enable pins and bushings to be easily serviced.
- With optional on-board charger P1.6-2.2 pallet truck features a unique charge port, conveniently mounted to the front of the truck for easy access.
- The P1.6-2.2 incorporates an AC transistorized traction controller
- AC technology means no brushes to service, no wear items.
 - Requires no periodic maintenance.
 - Eliminates scheduled downtime and the cost for parts and service.
 - Eliminates the service requirements created by brush wear and dust

STRONG PARTNERS. TOUGH TRUCKS.™

FOR DEMANDING OPERATIONS, EVERYWHERE.

Hyster supplies a complete range of warehouse equipment, IC and electric counterbalanced trucks, container handlers and reach stackers. Hyster is committed to being much more than a lift truck supplier.

Our aim is to offer a complete partnership capable of responding to the full spectrum of material handling issues: Whether you need professional consultancy on your fleet management, fully qualified service support, or reliable parts supply, you can depend on Hyster.

Our network of highly trained dealers provides expert, responsive local support. They can offer cost-effective finance packages and introduce effectively managed maintenance programmes to ensure that you get the best possible value. Our business is dealing with your material handling needs so you can focus on the success of your business today and in the future.



HYSTER EUROPE

Centennial House, Frimley Business Park, Frimley, Surrey, GU16 7SG, England.

Tel: +44 (0) 1276 538500



www.hyster.eu



infoeurope@hyster.com



[/HysterEurope](https://www.facebook.com/HysterEurope)



[@HysterEurope](https://twitter.com/HysterEurope)




[/HysterEurope](https://www.youtube.com/HysterEurope)



HYSTER-YALE UK LIMITED trading as Hyster Europe. Registered Address: Centennial House, Building 4.5, Frimley Business Park, Frimley, Surrey GU16 7SG, United Kingdom.

Registered in England and Wales. Company Registration Number: 02636775.

©2019 HYSTER-YALE UK LIMITED, all rights reserved. HYSTER, , and STRONG PARTNERS. TOUGH TRUCKS. are trademarks of HYSTER-YALE Group, Inc.

NDIIThane, RedThane and Dynaroll are a trademarks of Wicke GmbH + Co. KG. Lexan is a trademark of Sabic Global Technologies B.V.

Hyster products are subject to change without notice. Forklift trucks illustrated may feature optional equipment.