



**STRONG PARTNERS.
TOUGH TRUCKS.™**



FOUR-WHEEL ELECTRIC COUNTERBALANCED LIFT TRUCKS

E1.6-2.0XN

1 600-2 000 KG



E1.6XN, E1.8XN, E2.0XN

DISTINGUISHING MARKS	1.1	Manufacturer (abbreviation)	
	1.2	Manufacturer's type designation	
	1.3	Drive: electric (battery or mains), diesel, petrol, fuel gas	
	1.4	Operator type: hand, pedestrian, standing, seated, order-picker	
	1.5	Rated capacity/rated load	Q (kg)
	1.6	Load centre distance	c (mm)
	1.8	Load distance, centre of drive axle to fork	x (mm)
	1.9	Wheelbase	y (mm)

WEIGHTS	2.1	Service weight (max. battery)	kg
	2.2	Axle loading, laden front/rear (max. battery)	kg
	2.3	Axle loading, unladen front/rear (max. battery)	kg

TYRES / CHASSIS	3.1	Tyres: L = pneumatic, V = cushion, SE = Pneumatic Shape Solid	
	3.2	Tyre size, front	
	3.3	Tyre size, rear	
	3.5	Wheels, number front/rear (x = driven wheels)	
	3.6	Tread, front (standard/wide tread)	b ₁₀ (mm)
	3.7	Tread, rear	b ₁₁ (mm)

DIMENSIONS	4.1	Tilt of mast/fork carriage forward/backward	α / β (°)
	4.2	Height, mast lowered	h ₁ (mm)
	4.3	Free lift ↑	h ₂ (mm)
	4.4	Lift ↑	h ₃ (mm)
	4.5	Height, mast extended ■	h ₄ (mm)
	4.7	Height of overhead guard (cabin) ↗	h ₆ (mm)
	4.8	Seat height relating to SIP/stand height ●	h ₇ (mm)
	4.12	Coupling height	h ₁₀ (mm)
	4.19	Overall length	l ₁ (mm)
	4.20	Length to face of forks	l ₂ (mm)
	4.21	Overall width	b ₁ /b ₂ (mm)
	4.22	Fork dimensions ISO 2331	s/e/l (mm)
	4.23	Fork carriage ISO 2328, class/type A, B	
	4.24	Fork carriage width ●	b ₃ (mm)
	4.31	Ground clearance, laden, below mast	m ₁ (mm)
	4.32	Ground clearance, centre of wheelbase	m ₂ (mm)
4.34.1	Aisle width for pallets 1000 × 1200 crossways ◆	Ast (mm)	
4.34.2	Aisle width for pallets 800 × 1200 lengthways ◆	Ast (mm)	
4.35	Turning radius	Wa (mm)	
4.36	Internal turning radius	b ₁₃ (mm)	

PERFORMANCE DATA	5.1	Travel speed, laden / unladen △	km/h
	5.2	Lift speed, laden / unladen	m/sec
	5.3	Lowering speed, laden / unladen	m/sec
	5.5	Drawbar pull, laden / unladen, **	N
	5.6	Maximum drawbar pull laden / unladen, ***	N
	5.7	Gradeability laden / unladen, **** †	%
	5.8	Maximum gradeability laden / unladen †	%
	5.9	Acceleration time, laden / unladen △	sec
	5.10	Service brake	

ELECTRIC ENGINE	6.1	Drive motor rating S2 60 min	kW
	6.2	Lift motor rating at S3 15%	kW
	6.3	Battery according to DIN 43531/35/36 A, B, C, no	
	6.4	Battery voltage / nominal capacity at 5 hr rate	V/ah
	6.5	Battery weight (+/- 5%)	kg
	6.6	Energy consumption according to VDI cycle	kWh/h

ADDITIONAL DATA	8.1	Type of drive unit	
	10.1	Operating pressure for attachments	bar
	10.2	Oil volume for attachments ◇	l/min
	10.7	Sound pressure level at the driver's seat ⊕	dB(A)
	10.8	Towing coupling, type DIN	

HYSTER		HYSTER		HYSTER	
E1.6XN		E1.8XN		E2.0XN	
Electric (battery)		Electric (battery)		Electric (battery)	
Seat		Seat		Seat	
1600		1800		2000	
500		500		500	
360		360		360	
1220		1220		1220	

3414		3532		3719	
4233	782	4547	786	4881	838
1506	1908	1479	2053	1473	2246

V		V		V	
18 x 6 x 12.125		18 x 6 x 12.125		18 x 7 x 12.125	
15 x 5 x 11.25		15 x 5 x 11.25		15 x 5 x 11.25	
2X	2	2X	2	2X	2
788	939	788	939	808	906
822		822		817	

5		5		5		5		5	
2180		2180		2180		2180		2180	
100		100		100		100		100	
3390		3390		3390		3390		3390	
4006		4006		4006		4006		4006	
2250		2250		2250		2250		2250	
1161		1161		1161		1161		1161	
232		232		232		232		232	
2908		2929		2968		2968		2968	
1908		1929		1968		1968		1968	
945		1091		945		1091		986	
40	80	1000	40	80	1000	40	100	1000	
2A		2A		2A		2A		2A	
907		907		907		907		907	
87		87		87		87		87	
92		92		92		92		92	
3216		3226		3261		3261		3261	
3404		3417		3452		3452		3452	
1644		1657		1692		1692		1692	
417		447		447		447		447	

18.4		18.4		18.4		18.4		18.4	
0.53		0.72		0.49		0.72		0.47	
0.51		0.47		0.51		0.47		0.51	
3156		2862		3088		2804		3023	
12964		12422		12709		12178		12459	
5.8		7.4		5.6		7.4		5.4	
24.2		34.0		23.5		33.8		23.2	
4.8		4.4		4.9		4.4		5.0	
Hydraulic		Hydraulic		Hydraulic		Hydraulic		Hydraulic	

18.4		18.4		18.4	
15.9		15.9		15.9	
no		no		no	
48	690	48	690	48	690
943	1132	943	1132	943	1132
4.50		4.93		5.35	

AC Electronic		AC Electronic		AC Electronic	
180		180		180	
20-40		20-40		20-40	
68		68		68	
Pin		Pin		Pin	

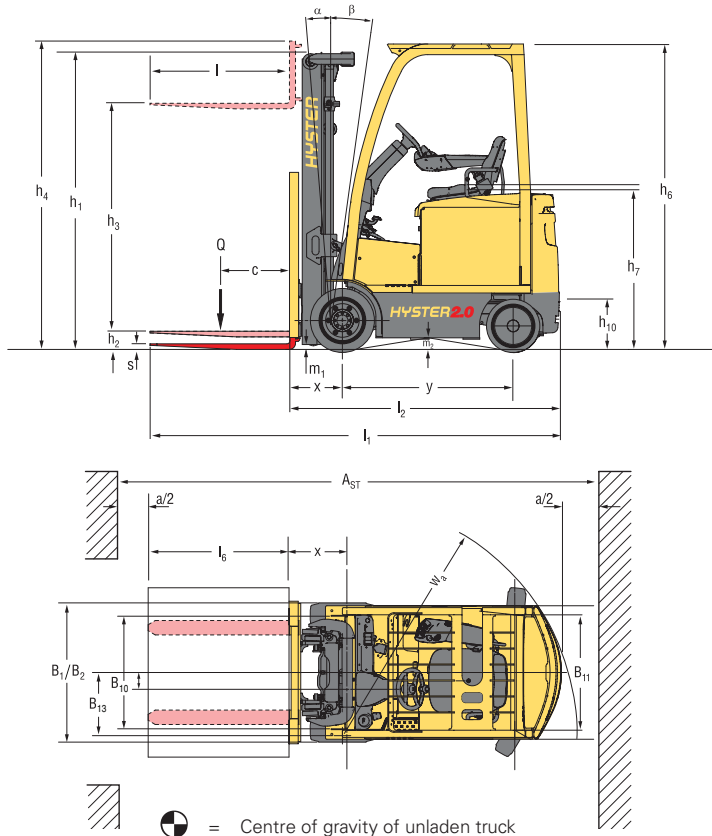
Specification data is based on VDI 2198

60 minute rating *5 minute rating ****30 minute rating

EQUIPMENT & WEIGHT:

Weights (line 2.1) are based on the following specifications:
Complete truck with 3 390 mm Vista 2-stage limited free lift mast, 910 mm hook type carriage with load backrest and 1 000 mm forks, minilevers, overhead guard and cushion tyres.

TRUCK DIMENSIONS



- = Centre of gravity of unladen truck
- A_{ST} = $W a + x + l_6 + a$ (see lines 4.34.1 & 4.34.2)
- a = Minimum operating clearance
(VDI standard = 200 mm BITA recommendation = 300 mm)
- l_6 = Load length
- *Standard tread shown-see 3.6 for optional tread

NOTE:

Specifications are affected by the condition of the vehicle and how it is equipped, as well as the nature and condition of the operating area. If these specifications are critical, the proposed application should be discussed with your dealer.

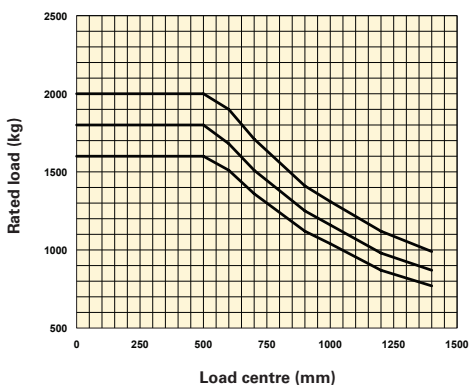
- † Bottom of forks
- Without load backrest
- + h_6 subject to +/- 5 mm tolerance.
- Full suspension seat specified.
- ◆ Stacking aisle width (line 4.34.1 & 4.34.2) is based on the VDI standard calculation as shown on illustration. The British Industrial Truck Association recommends the addition of 100 mm to the total clearance (dimension a) for extra operating margin at the rear of the truck.
- † Gradeability figures (lines 5.7 & 5.8) are provided for comparison of tractive performance, but are not intended to endorse the operation of the vehicle on the stated inclines. Follow instructions in the operating manual regarding operation on inclines.
- Add 43 mm with load backrest
- △ eLo performance setting
- ◇ Variable. Maximum flow set through dash display.
- ⊕ LPAZ, measured according to the test cycles and based on the weighting values contained in EN12053

TABLES KEY:

- ◆ Add 649 mm with load backrest extension
- Deduct 649 mm with load backrest extension
- Wide tread required

Dimensions (mm)	E1.6XN	E1.8XN	E2.0XN
d	673	703	725
f	616	616	618
k	438	438	438
n	1 046	1 046	1 046

RATED CAPACITIES



Load centre
Distance from front forks to centre of gravity of load.

Rated load
Based on vertical masts up to 4 000 mm to top of forks.

E2.0XN
E1.8XN
E1.6XN

NOTICE

Care must be exercised when handling elevated loads. When the carriage and/or load is elevated, truck stability is reduced. It is important that mast tilt in either direction be kept to a minimum when loads are elevated

Operators must be trained and adhere to the instructions contained in the Operating Manual.

Hyster products are subject to change without notice. Lift trucks illustrated may feature optional equipment.



This truck conforms to the current EU requirements.

MAST AND CAPACITY INFORMATION

Values shown are for standard equipment. When using non-standard equipment these values may change. Please contact your Hyster dealer for information

VISTA MASTS E1.6-2.0XN

	Maximum Fork Height (mm) (h ₂ + s)	Back Tilt	Overall Lowered Height (mm)	Overall Extended Height (mm)	Free lift (top of forks) (mm) (h ₂ + s)
Vista 2-Stage limited free lift	3 430	5	2 180	4 006 ★	140
	4 830	5	2 380	4 406 ★	140
	4 330	5	2 730	5 906 ★	140
Vista 2-Stage full free lift	3 415	5	2 180	4 012 ★	1 516 ○
Vista 3-Stage full free lift	4 900	5	2 130	5 474 ★	1 466 ○
	5 200	5	2 280	5 774 ★	1 616 ○
	5 500	5	2 380	6 074 ★	2 716 ○

E1.6-2.0XN - capacity chart in kg @ 500 mm load centres

	Maximum fork height (mm) ❖	Cushion Tyres					
		Without sideshift			With integral sideshift		
		E1.6XN	E1.8XN	E2.0XN	E1.6XN	E1.8XN	E2.0XN
Vista Plus 2-Stage limited free lift	3 430	1 600	1 800	2 000	1 600	1 790	2 000
	3 830	1 600	1 800	2 000	1 600	1 780	1 990
	4 330	1 600	1 760	1 950	1 560	1 690	1 920
Vista 2-Stage full free lift	3 415	1 600	1 800	2 000	1 600	1 790	1 980
Vista Plus 3-Stage full free lift	4 900	1 520 □	1 670 □	1 800 □	1 520 □	1 650 □	1 810 □
	5 200	1 400 □	1 460 □	1 560 □	1 410 □	1 470 □	1 570 □
	5 500	1 400 □	1 460 □	1 560 □	1 240 □	1 280 □	1 360 □

E1.6-2.0XN - capacity chart in kg @ 600 mm load centres

	Maximum fork height (mm) ❖	Cushion Tyres					
		Without sideshift			With integral sideshift		
		E1.6XN	E1.8XN	E2.0XN	E1.6XN	E1.8XN	E2.0XN
Vista Plus 2-Stage limited free lift	3 430	1 530	1 900	1 900	1 450	1 610	1 800
	3 830	1 520	1 890	1 890	1 440	1 600	1 790
	4 330	1 510	1 760	1 840	1 430	1 560	1 750
Vista 2-Stage full free lift	3 415	1 530	1 880	1 880	1 450	1 610	1 790
Vista Plus 3-Stage full free lift	4 900	1 440 □	1 570 □	1 780 □	1 360 □	1 480 □	1 680 □
	5 200	1 400 □	1 460 □	1 560 □	1 320 □	1 440 □	1 570 □
	5 500	1 240 □	1 280 □	1 360 □	1 240 □	1 280 □	1 360 □

NOTE: The rated capacities shown are for masts in a vertical position on trucks equipped with standard or sideshift carriage and nominal length forks. Masts above the maximum fork heights shown in the mast table are classified as high lift and, depending on the tyre/tread configuration may require reduced capacity, restricted back tilt or wide tread.



PRODUCT FEATURES

DEPENDABILITY

- New robust mast design provides excellent visibility and reliable, high performance lifting.
- Strong chassis construction and reliable, long-lasting components deliver excellent durability and stability, increasing driver confidence and enhancing productivity.
- AC motor technology on traction and hoist, with built in thermal management system, allows the truck to work reliably over long runs and in demanding work cycles, reducing downtime significantly.
- The electrical system features a CANbus communications network and Hall Effect sensors for increased reliability.
- IP65 protection of controls prevents ingress of water and dust particles, reducing the probability of truck downtime.

PRODUCTIVITY

- AC traction motor delivers smooth acceleration, fast travel speeds and rapid direction changes with excellent torque performance. This is combined with regenerative braking to deliver efficient load handling in the toughest of applications.
- Compact dimensions deliver tight turning circles and class leading manoeuvrability when space is restricted, such as when working in aisles or congested loading/unloading bays or for application such as block stacking 1000mm loads.
- Powerful 48 V battery, offering extended battery shift life and optional side battery removal, delivers superb traction and hoist performance, for fast, efficient, uninterrupted load handling and simple fast recharging keeps trucks on the move.
- Selectable performance settings (HiP – High Performance & eLo – Energy Efficient) enable the truck to be configured to the varying needs of the application, delivering the right balance of performance and energy efficiency.

ERGONOMICS

- The ergonomically designed operator compartment provides a comfortable and highly productive environment for the operator, offering generous foot space and easy on/off access.
- Low noise and whole body vibration combined with a full suspension seat - with 80 mm suspension travel and a range of adjustments - ensures the operator remains comfortable over long shifts.
- The fully adjustable tilt steering column - with telescopic and memory tilt options - allows the operator to get on and off the truck quickly and easily throughout the shift, ensuring maximum comfort and increased productivity.
- The mini-lever module armrest with built in hydraulic controls, integrated directional control, emergency off switch and horn, offers the ultimate in comfort and control. Alternatively, seat-side manual levers also deliver easy load handling.
- A 'heads-up' display keeps the driver's field of vision clear but provides him with 'at a glance' information on truck operating conditions or performance settings.
- A rear grab handle with integrated horn for frequent reverse travel and an automatic park brake also contribute to ease of operation and excellent driver comfort.

LOW COST OF OWNERSHIP

- Extended shift life reduces the need for battery recharging, saving time and money and increasing uptime.
- The Vehicle System Manager (VSM) allows adjustment of truck performance parameters and monitors key functions, leading to application matched performance and minimum downtime.
- Fast delivery of diagnostic information enables precise troubleshooting and easy maintenance planning and leads to lower operating costs.

SERVICEABILITY

- Standard 1 000 hour service interval.
- Service access is fast and unrestricted, with an easily removable two-piece floor plate providing access to brake fluid, hydraulic filter and valves, VSM, tilt cylinders and automatic park brake release.
- Battery is easily accessible thanks to the well designed hood, which opens to a wide angle with minimum effort.
- Access to diagnostic information via the display or plug-in point on the steering column allows service technicians to monitor truck operations and plan maintenance requirements.
- LED lights are designed to last the lifetime of the truck.

OPTIONS INCLUDE:

- Mini-levers with travel and hydraulic functions integrated into the armrest
- Steering column with telescopic adjustment and memory tilt.
- Return to Set Tilt
- Integral sideshift
- Interlock function for clamping attachments.
- Load weight indicator
- Impact sensor
- Mirrors
- Back up alarm
- Side battery removal
- Monotrol pedal
- Light kits
- Keyless start & operator password
- Programmable maintenance reminder
- Daily operator checklist
- System monitoring
- Drive-in racking overhead guard

STRONG PARTNERS. TOUGH TRUCKS.™

FOR DEMANDING OPERATIONS, EVERYWHERE.

Hyster supplies a complete range of warehouse equipment, IC and electric counterbalanced trucks, container handlers and reach stackers. Hyster is committed to being much more than a lift truck supplier.

Our aim is to offer a complete partnership capable of responding to the full spectrum of material handling issues: Whether you need professional consultancy on your fleet management, fully qualified service support, or reliable parts supply, you can depend on Hyster.

Our network of highly trained dealers provides expert, responsive local support. They can offer cost-effective finance packages and introduce effectively managed maintenance programmes to ensure that you get the best possible value. Our business is dealing with your material handling needs so you can focus on the success of your business today and in the future.



HYSTER EUROPE

Centennial House, Frimley Business Park, Frimley, Surrey, GU16 7SG, England.

Tel: +44 (0) 1276 538500



www.hyster.eu



infoeurope@hyster.com



[/HysterEurope](https://www.facebook.com/HysterEurope)




[@HysterEurope](https://twitter.com/HysterEurope)




[/HysterEurope](https://www.youtube.com/HysterEurope)



HYSTER-YALE UK LIMITED trading as Hyster Europe. Registered Address: Centennial House, Building 4.5, Frimley Business Park, Frimley, Surrey, GU16 7SG, United Kingdom. Registered in England and Wales. Company Registration Number: 02636775.

HYSTER,  and FORTENS are registered trademarks in the European Union and certain other jurisdictions.

MONOTROL® is a registered trademark, and DURAMATCH and  are trademarks in the United States and in certain other jurisdictions.

Hyster products are subject to change without notice. Lift trucks illustrated may feature optional equipment.