

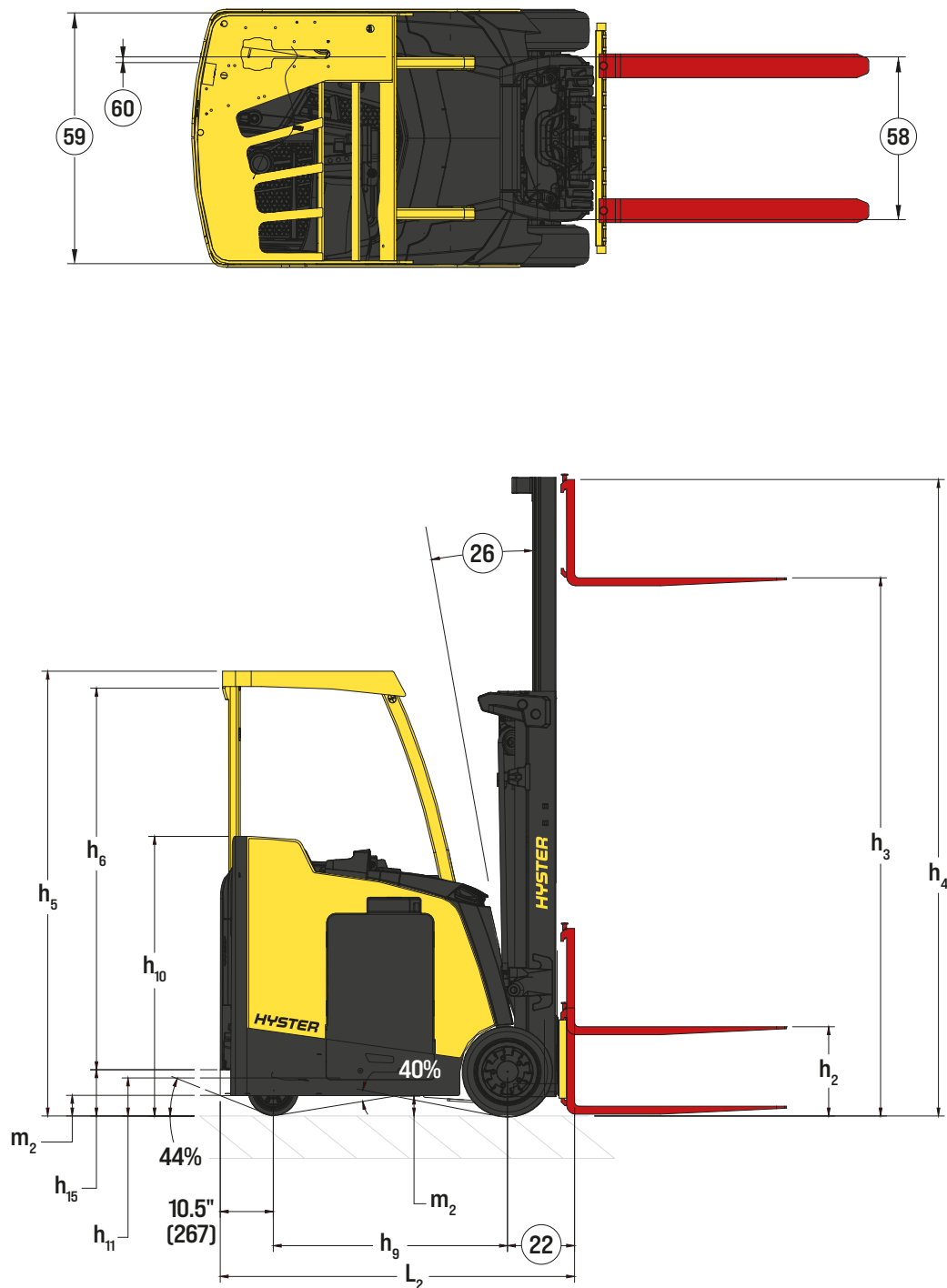
E30-40AD SERIES



**3-WHEEL STAND-UP
ELECTRIC FORKLIFT TRUCK**
Product Technical Guide



E30-40AD DIMENSIONS

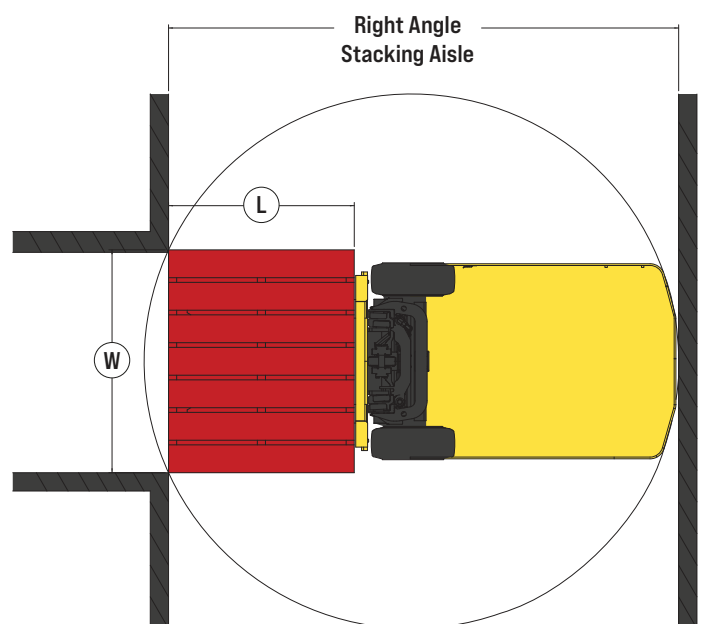
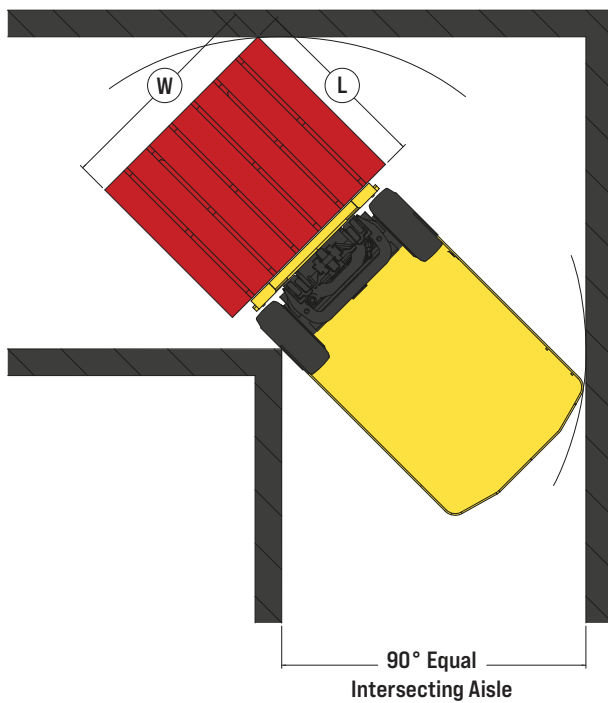
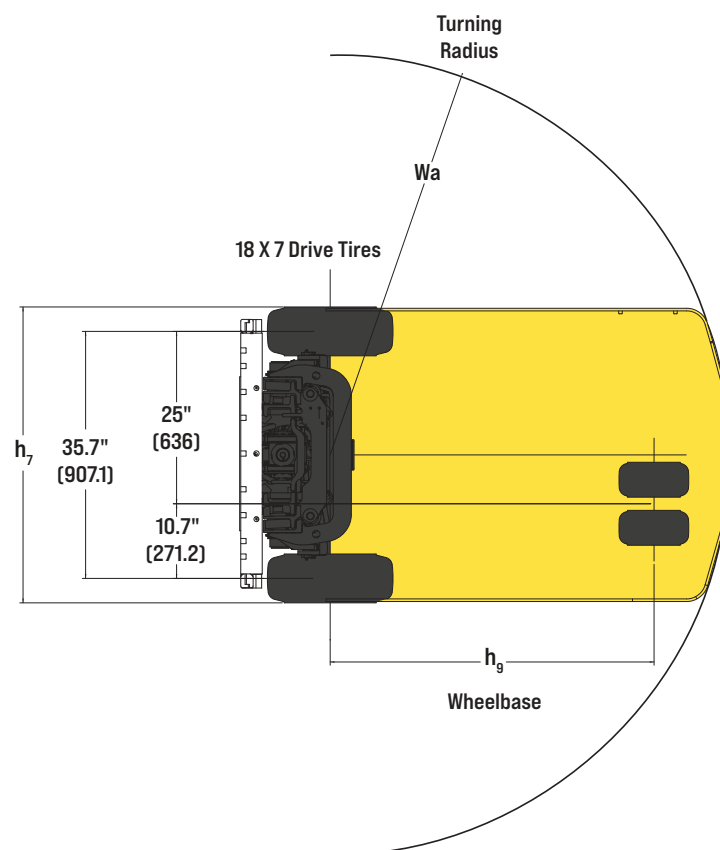


Circled dimensions correspond to the line numbers on the tabulated chart inside the technical guide.

Dimensions are in inches (millimeters).

* Measurement assumes zero compression of floor plate suspension spring, which varies depending on operator weight [typical 1/2" deflection could be assumed for increased operator height clearance].

E30-40AD DIMENSIONS



E30AD SPECIFICATIONS

GENERAL	1	Manufacturer		Hyster	
	2	Model designation		E30AD	E30AD
	3	Power: battery, diesel, LPG, electric mains		Battery	
	4	Operation: manual, pedestrian, stand, sit, seat		Stand	
	5	Load capacity/rated load (max battery)	lb	3000	
	6	Load center	in (mm)	24 (609)	
	7	Unladen weight (no battery)	lb (kg)	6800 (3084)	
	8	Axle loading, laden drive/steer (max battery)	lb (kg)	9742 / 2156 (4419 / 978)	
	9	Axle loading, unladen drive/steer (max battery)	lb (kg)	3731 / 5166 (1692 / 2343)	
TIRES	10	Tires: P=pneumatic, C=cushion, SC=super cushion, PSS=pneumatic shape solid		C	
	11	Tires size: drive	in	18×7×12-1/8	
	12	Tires size: steer	in	10×5×6-1/2	
	13	Number of wheels, front/rear (x = driven)		2x / 2	
DIMENSIONS	14	Overall collapsed height of mast, lowered (from ground)	h ₁	See Mast Table	
	15	Free lift (carriage travel)	h ₂	See Mast Table	
	16	Max lift height (MFH)	h ₃	See Mast Table	
	17	Height of mast (extended – highest point)	h ₄	See Mast Table	
	18	Overhead guard height – standard / optional	h ₅ in (mm)	88" (2237) / 83" (2108)	
	19	OHG inside clearance (floor to underside of OHG) standard OHG – Std / optional OHG – Opt	h ₆ in (mm)	Std 88" – 78.5" (1995) Opt 83" – 73.4" (1865)	
	20	Overall length (1067mm forks) without our with integral sideshift Δ	l ₁ in (mm)	105.7" (2686) w/o ISS 107" (2718) w/ISS	
	21	Length to face of forks (head length) without our with integral sideshift Δ	l ₂ in (mm)	63.7" (1619) w/o ISS 65" (1651) w/ISS	
	22	Load distance – LD	LD in (mm)	2-Stg: 13.3" (337.6), 14.6" (370) w/ISS	
	22a	Drive axle to face of forks, w/o ISS (Add 1.28" [32.4mm] for 2/3-stage masts w/ISS)	LD in (mm)	3-Stg: 13.3" (337.6), 14.6" (370) w/ISS	
	22b	(Add 1.09" [27.8mm] for 4-stage mast w/ISS)	LD in (mm)	4-Stg: 17.5" (445), 18.6" (473) w/ISS	
	23	Overall chassis width	h ₇ in (mm)	42.7" (1085)	
	24	Fork dimensions	in (mm)	1.5 × 4 × 42 [38 × 102 × 1067]	
	25	Fork adjustment range (outside measurement)	h ₈ in (mm)	8"– 33" [203 – 838]	
	26	Tilt range fwd/bkwd standard (optional)	Deg	5F / 5B [10F / 5B]	
	27	Wheelbase	h ₉ in (mm)	40 [1014]	
	28	Ground clearance, laden, below mast	m ₁ in (mm)	3.5 [90]	
	29	Ground clearance at center of wheelbase	m ₂ in (mm)	4 [102]	
	30	Grade clearance	%	44% (38% worn tire)	
	31	Gradeability (operating grade)	%	15%	
	32	RAS aisle width with pallets 48" long (parallel to forks), zero clearance (turning radius + load distance + load length) w/integral sideshift Δ	Ast in (mm)	113.9 (2893)	
	33	Equal aisle, 90° intersecting aisle* Δ	in (mm)	68.6 (1743)	
	34	Turning radius Δ	Wa in (mm)	51.3 (1304)	
	35	Ground to top of frame side panel (vert)	h ₁₀ in (mm)	55 [1396]	
	36	Ground to battery compartment floor (top of rollers)	h ₁₁ in (mm)	7.5 [190]	
	37	Battery compartment height (from top of rollers)	h ₁₂ in (mm)	31.1 [790]	
	38	Battery compartment width (across truck)	h ₁₃ in (mm)	38.9 [988]	
	39	Battery compartment length (fore/aft)	h ₁₄ in (mm)	14.25 [362]	
PERFORMANCE	40	Step height	h ₁₅ in (mm)	9.3 [237]	
	41	Ground to top of forks	h ₁₆ in (mm)	1.5 [40]	
	42	Max travel speed empty / laden (extended shift: OFF, forks trailing)	mph (km/h)	8.0 / 8.0 [12.9/12.9]	
	43	Max travel speed empty / laden (extended shift: OFF, forks fwd)	mph (km/h)	8.0 / 8.0 [12.9/12.9]	
	44	Lifting speed empty / laden	ft/min (m/s)	84/63 [0.43/0.32] – Std	
	44a	High performance – HP	ft/min (m/s)	118/77 [0.6/0.39] – HP	
	45	Lowering speed empty / laden	ft/min (m/s)	98 / 102 [0.5/0.52]	
MOTOR & BATTERY	46	Sound level (drive by)	(dB)	63	
	47	Hydraulic system operating pressure	psi (bar)	2600 [179]	
	48	Park brake type		Spring apply (electric release)	
	49	Service brake type		Foot – pedal (regen)	
	50	Drive motor, rating (60 min rating)	hp (kW)	6 (4.5)	
	51	Lifting motor, rating (5 min rating)	hp (kW)	17.7 (13.2) – 15min	
	52	Battery voltage	V	36V	
OTHER	53	Battery – type		Lead acid Thin plate pure lead ^Δ Lithium-ion ^Δ	
	54	Battery weight (min / max)	lb (kg)	1700-2100 (771-953)	
	55	Battery dimensions (W × H × L)	in	38.56"W × 13.4"L × 31"H	
	56	3rd function flow/pressure	gpm / psi	12.0 – 26.0 L/min [3.2-6.9 gal/min], 152 bar (2200 psi) – 206 bar (3000 psi)	
	57	4th function flow/pressure	gpm / psi	12.0 – 36.5 L/min [3.2-9.6 gal/min], 152 bar (2200 psi) – 206 bar (3000 psi)	
	58	Front leg width	in (mm)	27 (685)	
	59	Canopy width	in (mm)	41.6 [1056]	
	60	Rear leg offset**	in (mm)	1.25 [32]	

* Right angle stack and equal intersecting aisle dimensions provided with a 48" long and 40" wide pallet load, 2-stage LFL mast with Integral Sideshift Carriage, allowing zero clearance.

** Rear leg dimension does not include optional equipment such as work lights, visible alarms or Telemetry, which may reduce clearance.

Δ Optional with Hyster Power Collect

RL = rated load, NL = no load

Specifications, unless otherwise listed, are for a standard truck without optional equipment.

Δ External mounted operator sensing system egress option will increase length of truck by 1.9" (48mm)

RAS = Turn radius + load distance + load length + clearance

CERTIFICATION: Hyster® lift trucks meet the design and construction requirements of B56.1-1969, per OSHA Section 1910.178(a)(2), and also comply with the B56.1 revision in effect at time of manufacture. Certification of compliance with the applicable ANSI standards appears on the lift truck. Performance specifications are for a truck equipped as described under standard equipment on this technical guide. Performance specifications are affected by the condition of the vehicle and how it is equipped, as well as by the nature, condition of the operating area, proper service and maintenance of the vehicle. If these specifications are critical, the proposed application should be discussed with your dealer.

E30AD-E35AD SPECIFICATIONS

GENERAL	1	Manufacturer		Hyster	
	2	Model designation		E30AD	E35AD
	3	Power: battery, diesel, LPG, electric mains		Battery	
	4	Operation: manual, pedestrian, stand, sit, seat		Stand	
	5	Load capacity/rated load (max battery)	lb	3000	3500
	6	Load center	in (mm)	24 (609)	
	7	Unladen weight (no battery)	lb (kg)	6470 (2935)	
	8	Axle loading, laden drive/steer (max battery)	lb (kg)	10098 / 2064 (4580 / 936)	
	9	Axle loading, unladen drive/steer (max battery)	lb (kg)	4363 / 4800 (1979 / 2177)	
TIRES	10	Tires: P=pneumatic, C=cushion, SC=super cushion, PSS=pneumatic shape solid		C	
	11	Tire size: drive	in	18×7×12-1/8	
	12	Tire size: steer	in	10×5×6-1/2	
	13	Number of wheels, front/rear (x = driven)		2x / 2	
DIMENSIONS	14	Overall collapsed height of mast, lowered (from ground)	h ₁	See Mast Table	
	15	Free lift (carriage travel)	h ₂	See Mast Table	
	16	Max lift height (MFH)	h ₃	See Mast Table	
	17	Height of mast (extended – highest point)	h ₄	See Mast Table	
	18	Overhead guard height – standard / optional	h ₅	88" (2237) / 83" (2108)	
	19	OHG inside clearance (floor to underside of OHG) standard OHG – Std / Optional OHG – Opt	h ₆	Std 88" – 78.5" (1995) Opt 83" – 73.4" (1865)	
	20	Overall length (1067mm forks) without our with integral sideshift Δ	l ₁	109.8" (2788) w/o ISS 111.0" (2820) w/ISS	
	21	Length to face of forks (head length) without our with integral sideshift Δ	l ₂	67.8" (1721) w/o ISS 69.0" (1753) w/ISS	
	22	Load distance – LD	LD	2-Stg: 13.3" (337.6), 14.6" (370) w/ISS	
	22a	(Add 1.28" (32.4mm) for 2/3-stage masts w/ISS)	LD	3-Stg: 13.3" (337.6), 14.6" (370) w/ISS	
	22b	(Add 1.09" (27.8mm) for 4-stage mast w/ISS)	LD	4-Stg: 17.5" (445), 18.6" (473) w/ISS	
	23	Overall chassis width	h ₇	42.7" (1085)	
	24	Fork dimensions		1.5 × 4 × 42 (38 × 102 × 1067)	
	25	Fork adjustment range (outside measurement)	h ₈	8"- 33" (203 – 838)	
	26	Tilt range fwd/bkwd standard (optional)		5F / 5B (10F / 5B)	
	27	Wheelbase	h ₉	43.9 (1116)	
	28	Ground clearance, laden, below mast	m ₁	3.5 (90)	
	29	Ground clearance at center of wheelbase	m ₂	4 (102)	
	30	Grade clearance	%	41% (36% worn tire)	
	31	Gradeability (operating grade)	%	15%	
	32	RAS aisle width with pallets 48" long (parallel to forks), zero clearance (turning radius + load distance + load length) w/integral sideshift Δ	Ast	117.7 (2990)	
	33	Equal aisle, 90° intersecting aisle*Δ		69.6 (1768)	
	34	Turning radius Δ	Wa	55.1 (1399)	
	35	Ground to top of frame side panel (vert)	h ₁₀	55 (1396)	
	36	Ground to battery compartment floor (top of rollers)	h ₁₁	7.5 (190)	
	37	Battery compartment height (from top of rollers)	h ₁₂	31.1 (790)	
	38	Battery compartment width (across truck)	h ₁₃	38.9 (988)	
	39	Battery compartment length (fore/aft)	h ₁₄	18.3 (464)	
	40	Step height	h ₁₅	9.3 (237)	
	41	Ground to top of forks	h ₁₆	1.5 (40)	
PERFORMANCE	42	Max travel speed empty / laden (extended shift: OFF, forks trailing)	mph (km/h)	8.0 / 8.0 (12.9/12.9)	
	43	Max travel speed empty / laden (extended Shift: OFF, forks fwd)	mph (km/h)	8.0 / 8.0 (12.9/12.9)	
	44	Lifting speed empty / laden	ft/min (m/s)	84/63 (0.43/0.32) – Std	
	44a	High performance – HP	ft/min (m/s)	118/77 (0.6/0.39) – HP	
	45	Lowering speed empty / laden	ft/min (m/s)	98 / 102 (0.5/0.52)	
	46	Sound level (drive by)	(dB)	63	
	47	Hydraulic system operating pressure	psi (bar)	2600 (179)	
	48	Park brake type		Spring apply (electric release)	
	49	Service brake type		Foot – pedal (regen)	
MOTOR & BATTERY	50	Drive motor, rating (60 min rating)	hp (kW)	6 (4.5)	
	51	Lifting motor, rating (5 min rating)	hp (kW)	17.7 (13.2) – 15min	
	52	Battery voltage	V	36V	
	53	Battery – type		Lead acid Thin plate pure lead Lithium-ion	
	54	Battery weight (min / max)	lb (kg)	2300-2700 (1043-1225)	
OTHER	55	Battery dimensions (W × H × L)	in	38.56"W × 17.9"L × 31"H	
	56	3rd function flow/pressure	gpm / psi	12.0 – 26.0 L/min (3.2-6.9 gal/min), 152 bar (2200 psi) – 206 bar (3000 psi)	
	57	4th function flow/pressure	gpm / psi	12.0 – 36.5 L/min (3.2-9.6 gal/min), 152 bar (2200 psi) – 206 bar (3000 psi)	
	58	Front leg width	in (mm)	27 (685)	
	59	Canopy width	in (mm)	41.6 (1056)	
	60	Rear leg offset**	in (mm)	1.25 (32)	

* Right angle stack and equal intersecting aisle dimensions provided with a 48" long and 40" wide pallet load, 2-stage LFL mast with Integral Sideshift Carriage, allowing zero clearance.

** Rear leg dimension does not include optional equipment such as work lights, visible alarms or Telemetry, which may reduce clearance.

◇ Optional with Hyster Power Collect

RL = rated load, NL = no load

Specifications, unless otherwise listed, are for a standard truck without optional equipment.

Δ External mounted operator sensing system egress option will increase length of truck by 1.9" (48mm)

RAS = Turn radius + load distance + load length + clearance

CERTIFICATION: Hyster® lift trucks meet the design and construction requirements of B56.1-1969, per OSHA Section 1910.178(a)(2), and also comply with the B56.1 revision in effect at time of manufacture. Certification of compliance with the applicable ANSI standards appears on the lift truck. Performance specifications are for a truck equipped as described under standard equipment on this technical guide. Performance specifications are affected by the condition of the vehicle and how it is equipped, as well as by the nature, condition of the operating area, proper service and maintenance of the vehicle. If these specifications are critical, the proposed application should be discussed with your dealer.

E35AD-E40AD SPECIFICATIONS

GENERAL	1	Manufacturer		Hyster		
	2	Model designation		E40AD	E35AD	E40AD
	3	Power: battery, diesel, LPG, electric mains		Battery		
	4	Operation: manual, pedestrian, stand, sit, seat		Stand		
	5	Load capacity/Rated Load (max battery)	lb	4000	3500	4000
	6	Load center	in (mm)	24 (609)		
	7	Unladen weight (no battery)	lb (kg)	7040 (3193)	6780 (3075)	7040 (3193)
	8	Axle loading, laden drive/steer (max battery)	lb (kg)	11794 / 1940 (5350 / 880)	11156 / 2168 (5060 / 983)	11866 / 2218 (5382 / 1006)
	9	Axle loading, unladen drive/steer (max battery)	lb (kg)	4147 / 5588 (1881 / 2535)	4635 / 5189 (2102 / 2354)	4414 / 5671 (2002 / 2572)
TIRES	10	Tires: P=pneumatic, C=cushion, SC=super cushion, PSS=pneumatic shape solid		C		
	11	Tire size: drive	in	18×7×12-1/8		
	12	Tire size: steer	in	10×5×6-1/2		
DIMENSIONS	13	Number of wheels, front/rear (x = driven)		2x / 2		
	14	Overall collapsed height of mast, lowered (from ground)	h ₁	See Mast Table		
	15	Free lift (carriage travel)	h ₂	See Mast Table		
	16	Max lift height (MFH)	h ₃	See Mast Table		
	17	Height of mast (extended – highest point)	h ₄	See Mast Table		
	18	Overhead guard height – standard / optional	h ₅	88" (2237) / 83" (2108)		
	19	OHG inside clearance (floor to underside of OHG) standard OHG – Std / optional OHG – Opt	h ₆	Std 88" – 78.5" (1995) Opt 83" – 73.4" (1865)		
	20	Overall length (1067mm forks) without our with integral sideshift Δ	l ₁	in (mm)	112.2" (2851) w/o ISS 113.5" (2883) w/ISS	112.2" (2851) w/o ISS 113.5" (2883) w/ISS
	21	Length to face of forks (head length) without our with integral sideshift Δ	l ₂	in (mm)	70.2" (1784) w/o ISS 71.5" (1816) w/ISS	70.2" (1784) w/o ISS 71.5" (1816) w/ISS
	22	Load distance – LD	LD	in (mm)	2-Stg: 13.3" (337.6), 14.6" (370) w/ISS	
	22a	Drive axle to face of forks, w/o ISS	LD	in (mm)	3-Stg: 13.3" (337.6), 14.6" (370) w/ISS	
	22b	(Add 1.28" (32.4mm) for 2/3-stage masts w/ISS)	LD	in (mm)	4-Stg: 17.5" (445), 18.6" (473) w/ISS	
	23	(Add 1.09" (27.8mm) for 4-stage mast w/ISS)	LD	in (mm)	42.7" (1085)	
	24	Overall chassis width	h ₇	in (mm)	1.5 × 4 × 42 (38 × 102 × 1067)	
	25	Fork dimensions	h ₈	in (mm)	8" – 33" (203 – 838)	
	26	Fork adjustment range (outside measurement)	h ₈	in (mm)	5F / 5B (10F / 5B)	
	27	Tilt range fwd/bkwd standard (optional)	h ₈	Deg	46.4 (1179)	
	28	Wheelbase	h ₉	in (mm)	3.5 (90)	
	29	Ground clearance, laden, below mast	m ₁	in (mm)	4 (102)	
	30	Ground clearance at center of wheelbase	m ₂	in (mm)	41% (36% worn tire) 35.8% (34.6% worn tire) 35.8% (34.6% worn tire)	
	31	Grade clearance		%	15%	
	32	Gradeability (operating grade)		%	120 (3048)	
	33	RAS Aisle width with pallets 48" long (parallel to forks), zero clearance (turning radius + load distance + load length) w/integral sideshift Δ	Ast	in (mm)	70.4 (1788)	
	34	Equal aisle, 90° intersecting aisle*Δ		in (mm)	57.4 (1458)	
	35	Turning radius Δ	Wa	in (mm)	55 (1396)	
	36	Ground to top of frame side panel (vert)	h ₁₀	in (mm)	7.5 (190)	
	37	Ground to battery compartment floor (top of rollers)	h ₁₁	in (mm)	311 (790)	
	38	Battery compartment height (from top of rollers)	h ₁₂	in (mm)	38.9 (988)	
	39	Battery compartment width (across truck)	h ₁₃	in (mm)	20.8 (527) (w/ 3" spacer for 18" battery)	
	40	Battery compartment Length (fore/aft)	h ₁₄	in (mm)	20.8 (527)	
	41	Step height	h ₁₅	in (mm)	9.3 (237)	
	42	Ground to top of forks	h ₁₆	in (mm)	1.5 (40)	
PERFORMANCE	43	Max travel speed empty / laden (extended shift: OFF, forks trailing)		mph (km/h)	8.0 / 8.0 (12.9/12.9)	
	44	Max travel speed empty / laden (extended shift: OFF, forks fwd)		mph (km/h)	8.0 / 8.0 (12.9/12.9)	
	45	Lifting speed empty / laden	Standard – Std	ft/min (m/s)	84/63 (0.43/0.32) – Std	
	45a	High performance – HP		ft/min (m/s)	118/77 (0.6/0.39) – HP	
	46	Lowering speed empty / laden		ft/min (m/s)	98 / 102 (0.5/0.52)	
	47	Sound level		(dB)	63	
	48	Hydraulic system operating pressure		psi (bar)	2600 (179)	
	49	Park brake type			Spring apply (electric release)	
	50	Service brake type			Foot – pedal (regen)	
MOTOR & BATTERY	51	Drive motor, rating (60 min rating)	hp (kW)		6 (4.5)	
	52	Lifting motor, rating (5 min rating)	hp (kW)		17.7 (13.2) – 15min	
	53	Battery voltage	V		36V	
	54	Battery – type			Lead acid Thin plate pure lead◇ Lithium-ion◇	
	55	Battery weight (min / max)	lb (kg)		2300–2700 (1043–1225)	2500–3050 (1152–1383) 2695–3050 (1222–1383)
OTHER	56	Battery dimensions (W × H × L)	in		38.56"W x 17.9"L x 31"H	38.56"W x 20.4"L x 31"H
	57	3rd function flow/pressure	gpm / psi		12.0–26.0 L/min (3.2–6.9 gal/min), 152 bar (2200 psi) – 206 bar (3000 psi)	
	58	4th function flow/pressure	gpm / psi		12.0–36.5 L/min (3.2–9.6 gal/min), 152 bar (2200 psi) – 206 bar (3000 psi)	
	59	Front leg width	in (mm)		27 (685)	
	60	Canopy width	in (mm)		41.6 (1056)	
		Rear leg offset**	in (mm)		1.25 (32)	

* Right angle stack and equal intersecting aisle dimensions provided with a 48" long and 40" wide pallet load, 2-stage LFL mast with Integral Sideshift Carriage, allowing zero clearance.

** Rear leg dimension does not include optional equipment such as work lights, visible alarms or Telemetry, which may reduce clearance.

◇ Optional with Hyster Power Collect

RL = rated load, NL = no load

Specifications, unless otherwise listed, are for a standard truck without optional equipment.

Δ External mounted operator sensing system egress option will increase length of truck by 1.9" (48mm)

RAS = Turn radius + load distance + load length + clearance

CERTIFICATION: Hyster® lift trucks meet the design and construction requirements of B56.1-1969, per OSHA Section 1910.178(a)(2), and also comply with the B56.1 revision in effect at time of manufacture. Certification of compliance with the applicable ANSI standards appears on the lift truck. Performance specifications are for a truck equipped as described under standard equipment on this technical guide. Performance specifications are affected by the condition of the vehicle and how it is equipped, as well as by the nature, condition of the operating area, proper service and maintenance of the vehicle. If these specifications are critical, the proposed application should be discussed with your dealer.

BATTERY SPECIFICATIONS

E30-40AD BATTERY & COMPARTMENT SPECIFICATIONS												
TRUCK MODEL	COMPARTMENT DIMENSIONS			BATTERY DIMENSIONS - MAX			VOLTS	NO. OF CELLS	PLATES PER CELL	MAX CAPACITY	WEIGHT	
	WIDTH	LENGTH	HEIGHT	X	Y	Z				6 HR RATE	MIN	MAX
	IN (MM)			IN (MM)						AMP HR (KWH)	LB (KG)	
E30AD Standard 14.25" compartment	38.9 (988)	14.25 (362)	31.1 (790)	38.5 (978)	13.9 (352)	31 (787)	36	18	11	775 (27.1)	1700 (771)	2100 (953)
E30AD Standard 16.26" compartment	38.9 (988)	16.26 (413)	31.1 (790)	38.5 (978)	15.9 (403)	31 (787)	36	18	13	930 (32.5)	1980 (898)	2300 (1043)
E30AD Standard 18.3" compartment	38.9 (988)	18.3 (465)	31.1 (790)	38.5 (978)	17.9 (455)	31 (787)	36	18	15	1085 (37.9)	2300 (1043)	2700 (1225)
E35AD Standard 18.3" compartment	38.9 (988)	18.3 (465)	31.1 (790)	38.5 (978)	17.9 (455)	31 (787)	36	18	15	1085 (37.9)	2300 (1043)	2700 (1225)
E35AD Optional 20.8" compartment	38.9 (988)	20.8 (528)	31.1 (790)	38.5 (978)	20.4 (518)	31 (787)	36	18	17	1240 (43.3)	2500 (1152)	3050 (1383)
E40AD Standard 20.8" compartment	38.9 (988)	20.8 (528)	31.1 (790)	38.5 (978)	20.4 (518)	31 (787)	36	18	17	1240 (43.3)	2695 (1222)	3050 (1383)
E40AD *Optional 18.3" Compartment	38.9 (988)	18.3 (465)	31.1 (790)	38.5 (978)	17.9 (455)	31 (787)	36	18	15	1085 (37.9)	2300 (1043)	2700 (1225)

Battery compartment length is measured from front to rear.
Battery compartment width is measured across the truck.

Battery connector: 350 amp/36 volt.
Battery lead: Length 20" (508 mm) "B" position.
* 20.8" battery compartment with a 3.0" spacer to accommodate an 18" battery.

E30-40AD MAST DIMENSIONS

MAX FORK HEIGHT (T.O.F.)	OVERALL LOWERED HEIGHT	EXTENDED HEIGHT W/LBR	EXTENDED HEIGHT W/O LBR	FREE LIFT HEIGHT W/LBR	FREE LIFT HEIGHT W/O LBR
IN (MM)	IN (MM)	IN (MM)	IN (MM)	IN (MM)	IN (MM)
2-STAGE LIMITED FREE LIFT (LFL) MAST					
132 (3360)	86 (2186)	181 (4597)	152 (3855)	0 (0)	0 (0)
140 (3560)	90 (2286)	189 (4797)	160 (4055)	0 (0)	0 (0)
2-STAGE FULL FREE LIFT (LFL) MAST TRUCKERS MAST					
79 (2026)	61 (1536)	129 (3263)	100 (2521)	0 (0)	0 (0)
2-STAGE FULL FREE LIFT (FFL)					
133 (3390)	86 (2186)	183 (4627)	153 (3885)	39 (998)	68 (1730)
141 (3590)	90 (2286)	191 (4827)	161 (4085)	43 (1098)	72 (1830)
3-STAGE (FFL) MAST					
187 (4750)	82 (2086)	236 (5987)	207 (5245)	35 (898)	64 (1630)
192 (4900)	84 (2136)	242 (6137)	213 (5395)	37 (948)	66 (1680)
198 (5050)	88 (2236)	248 (6287)	219 (5545)	41 (1048)	70 (1780)
222 (5650)	98 (2486)	272 (6887)	242 (6145)	51 (1298)	79 (2030)
228 (5800)	100 (2536)	278 (7037)	248 (6295)	53 (1348)	81 (2080)
246 (6250)	108 (2736)	295 (7487)	266 (6745)	60 (1548)	89 (2280)
4-Stage (FFL) Mast					
240 (6098)*	84 (2136)*	289 (7335)*	260 (6593)*	39 (998)*	68 (1730)*
264 (6709)*	92 (2336)*	313 (7946)*	284 (7204)*	47 (1198)*	75 (1930)*
276 (7010)†	96 (2436)†	325 (8247)†	296 (7505)†	51 (1298)†	79 (2030)†
288 (7314)†	100 (2536)†	337 (8551)†	308 (7809)†	55 (1398)†	83 (2130)†

* Available on 3000 / 3500 / 4000 lb trucks with 18.3" or 20.8" battery compartment only
† Available on 3500 / 4000 lb trucks with 20.8" battery compartment only

FEATURES AND OPTIONS

PERFORMANCE	STD	OPT
AC transistor controlled hydraulics	x	
36-Volt (includes 350 amp gray battery connector)	x	
4 independent fully programmable performance modes - programmable traction speed and acceleration, lift and lower speeds	x	
Dynamic Stability System (DSS)		x
AC transistor controlled hydraulics - high performance lift		x
Return to set tilt		x
DRIVE	STD	OPT
Park brake (spring applied, electrically released)	x	
Drive tires - 18" x 7" x 12.1" - smooth rubber black (67 durometer) (E30-35AD)	x	
Drive tires - 18" x 7" x 12.1" - polyurethane (92 durometer) (E40AD)	x	
Steer tires - 10" x 5" x 6.5" - polyurethane - smooth (92 durometer)	x	
Various drive & steer tire types		x
LIFT	STD	OPT
2-stage - limited free lift mast	x	
38.5" (977mm) wide - class II - hook type carriage	x	
48" high load backrest extension	x	
Tilt (5° fwd, 5° back)	x	
2-stage - full free lift mast		x
3-stage - full free lift mast		x
4-stage - full free lift mast		x
Integral sideshift		x
Integral sideshifting fork positioner		x
36" high load backrest extension		x
Tilt (10° fwd, 5° back)		x
Reduced speed tilt		x
Tilt interlock		x
Hydraulic attachment extension tubes with and without quick disconnect fittings		x
Mast lift limit without override		x
Mast lift limit with override		x
Load weight display		x
Fork height display		x
Hydraulic accumulator (SPED)		x
Various load backrest heights (SPED)		x
HANDLING	STD	OPT
Forks: 1.5" x 4.0" (38 mm x 102 mm) 42" (1067 mm) class II, hook type - standard taper	x	
Multifunction control handle with simultaneous hydraulic functions (fully proportional)	x	
Various fork lengths and types (polished and full bottom taper)		x
ERGONOMICS	STD	OPT
Sidestance operator compartment with fixed armrest and multifunction control handle	x	
Steer system - hydraulic with fixed steer tiller position	x	
Hyster® Operator Sensing System	x	
Low profile anti-fatigue floormat	x	
Operator floor - fixed cushion	x	
Low step height	x	

Padded operator compartment	x	
Knee and hip pads	x	
Operator floor - fixed ultra cushion		x
Hyster intelligent ride floor system (full suspension floor)		x
Sidestance operator compartment with adjustable armrest and multifunction control handle		x
Operator overhead fan		x
Dual LED head lights (mast mounted or overheadguard mounted)		x
LED work lights (upward facing - height activated), mast-mounted		x
Rear LED worklight		x
Operator desktop LED light		x
OPERATION	STD	OPT
Standard construction	x	
UL classification 'E'	x	
Sidestance operator controls	x	
Key switch start	x	
Automotive steering	x	
Static strap	x	
Electronic horn	x	
Sealed battery rollers	x	
88" drive in rack overhead guard	x	
Power disconnect button	x	
2.8" touchscreen display	x	
83" drive in rack overhead guard		x
Keyless start		x
7" touchscreen display		x
Battery gate interlock		x
Washdown package for food		x
UL classification "EE"		x
SubZero freezer construction (operating temperatures -40°F to 120°F) with rubber floormat		x
Heated multifunction control handle		x
Rotary joystick		x
Audible back-up and motion alarms (various functions)		x
Visible amber strobe light - continuous activated (various functions)		x
Blue LED spotlight, front/rear and/or continuous/directionally activated		x
OPERATION	STD	OPT
Red line zone lights - left/right side and/or rear - continuous operation		x
Awareness lights - signature lights		x
Automatic light sensor		x
Fire extinguisher		x
RF terminal bracket		x
RF handheld scanner holder		x
Work accessories mount		x
Clip board		x
Dual USB charger port		x
12V aux power receptacle		x
12V power supply: key-activated		x
12V power supply: continuous power		x
Truck voltage pwr supply: key-activated		x
Truck voltage pwr supply: continuous power		x
Storage utility tray		x

FEATURES AND OPTIONS (CONTINUED)

OSS externally-mounted egress sensor		X
Less OHG ¹		X
Rear operator compartment door (SPED) ²		X
Hyster Tracker™ ³	X	
Hyster Reaction™		X
Pedestrian awareness camera (SPED)		X
ENERGY SYSTEM	STD	OPT
Lead acid	X	
Hyster Power Collect™		X
SUPPLEMENTAL	STD	OPT
12 month / unlimited hours full truck warranty	X	
36 month / 6,000 hour powertrain warranty	X	
Lifetime frame warranty	X	
Operating manual	X	
Parts manuals		X


(1) Requires dealer/customer verification confirming that the application meets ANSI/ITSDF B56.1 Section 4.5.1.4. A truck without an overhead guard cannot be used where there is risk of stacked loads falling on the driver. Contact Applications Engineering for additional details.
NOTE: Special Chassis mounted headlights, work light and strobe light options are available for trucks that are not fitted with an overhead guard.

(2) Doors are intended to protect the operator from objects that may enter the operator's compartment but they may also slow the operator's egress in emergency situations.
A review of the forklift's intended environment should be conducted before selecting a door as optional equipment.

(3) Level 1 Telemetry is standard on the units with 84 months Communication Fee included, Level 2 and Level 3 are optional, including additional Communication Timing Limits.



Hyster Company
P.O. Box 7006, Greenville, North Carolina 27835-7006

© 2025 Hyster-Yale Materials Handling, Inc., all rights reserved. Hyster and  are trademarks of Hyster-Yale Materials Handling, Inc. Hyster products are subject to change without notice. Trucks may be shown with optional equipment and/or features not available in all regions.