

[WWW.HYSTER.COM](http://WWW.HYSTER.COM)

**CUSHION TIRE**  
**3,000—4,000 LB**

**PRODUCT BROCHURE**

# **S30-40A**

---



# DISTINCTLY HYSTER®, BUILT FOR YOU.

Built on a scalable platform, the Hyster A Series can be easily configured to match your unique operational requirements. With a 3,000–4,000 lb capacity range and a heavy-duty, EPA-certified Yanmar 2.2L LPG engine, the Hyster S30-40A will raise the bar for what you expect from a lift truck in a wide range of applications and environments.



## DID YOU KNOW?

The scalable platform of the Hyster S30-40A allows each truck to be configured from the ground up to match a wide range of applications and environments.



### CONVENIENT ENTRY AND EXIT

A large step and grab handle, contoured hood and flip up armrests help make it easy for the operator to get in and out of the truck.



### SPACIOUS OPERATOR COMPARTMENT

Roomy operator compartment with ample floor space and a wide range of seat adjustment helps the operator to find a comfortable position, stretch their legs, and stay comfortable for long shifts.



### EXCELLENT VISIBILITY

A low dash and wide mast window provide excellent visibility through the mast, enhanced visibility of fork tips and load when picking at height, and excellent visibility when traveling forward.



### DYNAMIC STABILITY SYSTEM (DSS)

An innovative, maintenance-free system that promotes operating best practices by implementing truck performance limitations to help minimize forward and sideways tip-overs.<sup>1</sup>



### HEAVY-DUTY INDUSTRIAL YANMAR ENGINE

Utilizes a heavy-duty EPA-certified Yanmar 2.2L LPG engine designed with extended preventive maintenance service intervals for continuous, heavy use.

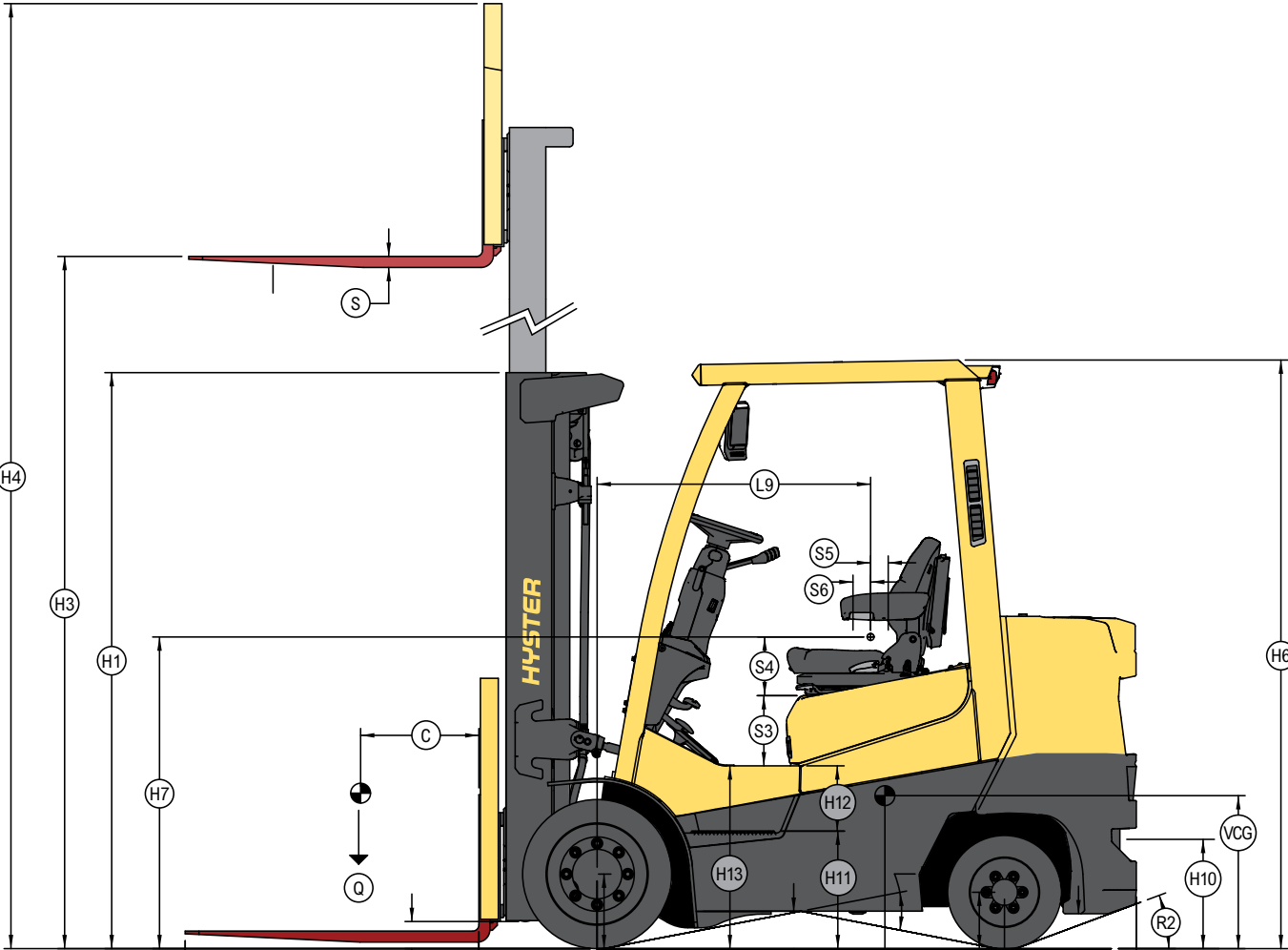


### DEPENDABLE HIGH PERFORMANCE TECHNOLOGY

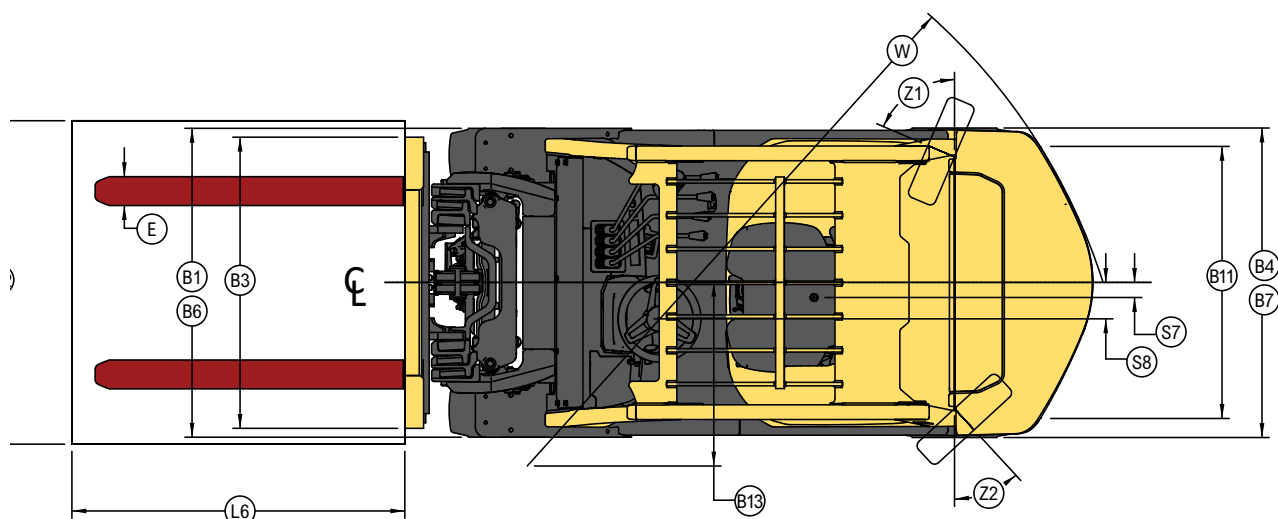
Engineered with a reliable, aluminum transmission and robust steer axle with tapered roller bearings to help minimize downtime and simplify service.

<sup>1</sup> While lift truck systems support safe operation and help minimize the potential for tip overs, proper operation of the lift truck and 100% full-time utilization of the truck's seat belt are the primary and best means of keeping the truck and operator upright and safe. Refer to the operator and service manuals for proper operation and maintenance.

# S30-40A



Circled dimensions correspond to the line numbers on the tabulated chart inside the spec sheet. Dimensions are in inches (millimeters).



### S30-35A, S40AS MAST DIMENSIONS

Maximum Lift Height (Top of Fork)	Overall Lowered Height	Overall Extended Height		Free Lift Height (Top of Fork)	
		without LBR	with 48-inch (1220mm) LBR	without LBR	with 48-inch (1220mm) LBR
in. (mm)	in. (mm)	in. (mm)	in. (mm)	in. (mm)	in. (mm)
2-STAGE LIMITED FREE LIFT (LFL) MAST					
79.8 (2025)	60.2 (1530)	103 (2610)	128 (3250)	3.5 (90)	
124 (3160)	81.9 (2080)	147.5 (3750)	172.5 (4380)		
2-STAGE FULL FREE LIFT (FFL) MAST					
117.5 (2990)	78.0 (1980)	140.5 (3570)	166 (4210)	53.5 (1360)	30 (760)
125.5 (3190)	81.9 (2080)	148.5 (3770)	174 (4410)	57.5 (1460)	33.5 (860)
3-STAGE FULL FREE LIFT (FFL) MAST					
175 (4450)	78.0 (1980)	198 (5030)	223.5 (5670)	53.5 (1360)	30 (760)
181 (4600)	79.9 (2030)	204 (5180)	229.5 (5820)	55.5 (1410)	31.5 (810)
187 (4750)	81.9 (2080)	210 (5330)	235 (5970)	57.5 (1460)	33.5 (860)
198.5 (5050)	87.8 (2230)	222 (5630)	247 (6270)	63.5 (1610)	39.5 (1010)
216.5 (5500)	93.7 (2380)	239.5 (6080)	265 (6720)	69 (1760)	45.5 (1160)



# S30-40A SPECIFICATIONS

GENERAL	1	Manufacturer name			Hyster Company			
	2	Model			S30A	S35A	S40AS	
	3	Engine			Yanmar 2.2L			
	4	Power type - LPG, diesel, dual fuel			LPG			
	5	Operator type			Seated			
	6	Rated capacity	Q	lbs. (kg)	3000 (1360)	3500 (1590)	4000 (1810)	
	7	Load center distance	C	in. (mm)	24.0 (610)			
	8	Length, center of drive wheel to face of forks	X	in. (mm)	15.5 (393)			
	9	Wheelbase	Y	in. (mm)	52.4 (1330)			
WEIGHT	10	Weight, Standard Truck NL		lbs. (kg)	6210 (2820)	6480 (2940)	6970 (3160)	
	11	Weight, Standard Truck RL		lbs. (kg)	9210 (4180)	9980 (4530)	10970 (4980)	
	12	Axle Loading Front/Rear NL		lbs. (kg)	2760/3450 (1250/1570)	2690/3785 (1220/1720)	2570/4400 (1170/1990)	
	13	Axle Loading Front/Rear RL		lbs. (kg)	8020/1190 (3640/540)	8830/1150 (4005/520)	9590/1380 (4350/630)	
TIRES	14	Tire type - cushion, solid, pneumatic			Cushion			
	15	Tire size, front			18 x 6 x 12.1	18 x 7 x 12.1		
	16	Tire size, rear			15 x 5 x 11.25			
DIMENSIONS	17	Wheels, number front/rear (x = driven wheels)			2 x/2			
	18	Mast tilt angles, forward/backward	α / β	degrees	6/5			
	19	Height, Mast Lowered	H1	in. (mm)	82.5 (2100)			
	20	Lift Height, Top of Fork (TOF)	H3	in. (mm)	124.4 (3160)			
	21	Free Lift Height, Limited Free Lift Mast (TOF)	21	in. (mm)	3.5 (90)			
	22	Height of Overhead Guard	H6	in. (mm)	81.8 (2078)			
	23	Step height	H11	in. (mm)	15.8 (401)			
	24	Tow pin height	H10	in. (mm)	11.9 (302)			
	25	Height of Counterweight	26	in. (mm)	44.2 (1120)			
	26	Length to face of forks	L2	in (mm)	83.8 (2128)	84.6 (2148)	86.7 (2201)	
	27	Rear Overhang (Steer Axle Center to Counterweight)	Z	in. (mm)	15.9 (405)	16.7 (425)	18.8 (478)	
	28	Departure angle	R2	degrees (%)	21.5 (39)			
	29	Overall width, standard tread	B1	in.(mm)	37.4 (950)			
	30	Overall width, wide tread	B6	in. (mm)	42.3 (1074)			
	31	Forks, thickness x width x length	S x E x L	in. (mm)	1.6 x 3.9 x 42 (40 x 100 x 1067)			
	32	Standard Carriage Width	B3	in. (mm)	35.7 (907)			
	33	Maximum fork spread, outside edge to edge	33	in. (mm)	30.4 (773)			
	34	Maximum fork spread, outside edge to edge w/ fork positioner	34	in. (mm)	30.8 (782)			
	35	Ground clearance below mast RL	M1	in. (mm)	3.2 (81)			
	36	Ground clearance, center of wheelbase NL	M2	in. (mm)	3.7 (93)			
	37	Breakover angle	R1	degrees (%)	19 (34)			
	38	Aisle width, right angle stack (add length of load and clearance)	AST	in. (mm)	87.5 (2222)	88.2 (2240)	90.0 (2286)	
	39	Equal Aisle, 90-Degree Intersecting Aisle	AW	in. (mm)	69.4 (1763)	71.4 (1815)	72.3 (1835)	
	40	Outside turning radius (OTR)	W	in. (mm)	72.1 (1832)	72.8 (1850)	74.6 (1896)	
	PERFORMANCE	41	Travel Speed RL/NL		mph (km/h)	11.0/10.8 (17.7/17.5)		
		42	Lift Speed, Standard 2-Stage LFL RL/NL		ft/min (m/s)	116/120 (0.59/0.61)		
		43	Lift Speed, Optional 2-Stage FFL RL/NL		ft/min (m/s)	118/118 (0.60/0.60)		
		44	Lift Speed, Optional 3-Stage FFL RL/NL		ft/min (m/s)	112/118 (0.57/0.60)		
		45	Lowering Speed, Standard 2-Stage LFL RL/NL		ft/min (m/s)	114/92.5 (0.58/0.47)		
		46	Lowering Speed, Optional 2-Stage FFL RL/NL		ft/min (m/s)	112/85.6 (0.57/0.44)		
		47	Lowering Speed, Optional 3-Stage FFL RL/NL		ft/min (m/s)	112/85.6 (0.57/0.44)		
48		Drawbar Pull @ 1mph (1.6kph) RL/NL		lbs. (kg)	3280/1690 (1490/770)	3270/1650 (1480/750)	3250/1560 (1470/710)	
49		Maximum Drawbar Pull RL/NL		lbs. (kg)	3940/1690 (1790/770)	3920/1650 (1780/750)	3910/1560 (1770/710)	
50		Gradeability @ 1mph (1.6kph) RL/NL		%	37	33	30	
POWERTRAIN	51	Engine manufacturer and model			Yanmar 2.2L			
	52	Power output @ RPM		hp (kW)	56 (42) @ 2530			
	53	Torque @ RPM		ft-lbs. (N-m)	128 (174) @ 1690			
	54	Number of cylinders/displacement		cc (ci)	4/2189 (134)			
	55	Battery type			Maintenance free			
	56	Volts/cold cranking amps		V/A	12/500			
	57	Transmission type, standard			Electronic powershift			
	58	Standard speeds, forward - reverse			1 - 1			
	59	Auxiliary hydraulic pressure relief for attachments		psi (MPa)	2610 (18)			
	60	Oil flow for attachments		gal/min (L/min)	10.6 (40)			
	61	Hydraulic Tank Capacity (Drain and Refill)		gal (L)	9.8 (37)			
	62	Fuel Tank Capacity (Gas & Diesel Powered Units Only)		gal (L)	9.4 (36)			

**NOTE:** Above specifications, unless otherwise listed, are for a standard truck without optional equipment. RL = Rated Load NL = No Load [1] Add 1.3 in. (34mm) when equipped with Integral Sideshifting Carriage. **CERTIFICATION:** Hyster lift trucks meet the design and construction requirements of B56.1-1969, per OSHA Section 1910.178(a)(2), and also comply with the B56.1 revision in effect at time of manufacture. Certification of compliance with the applicable ANSI standards appears on the lift truck. Performance specifications are affected by the condition of the vehicle and how it is equipped, as well as by the nature and condition of the operating area. Specifications are subject to change and the proposed application should be discussed with your authorized Hyster Company Dealer.


# S30-40A FEATURES AND OPTIONS

POWERTRAIN	STD	OPT
Engine - Yanmar 2.2L EPA-certified LPG	x	
Powershift transmission	x	
Duramatch™ transmission		x
Brakes - self energizing drum	x	
Key switch start	x	
Keyless start with operator password		x
High air intake	x	
High air intake with pre-cleaner		x
Heavy-duty high air intake with or without pre-cleaner		x
Swing-out LPG tank bracket	x	
Swing-out and drop down LPG tank bracket		x
LPG tank bracket interlock		x
Exhaust wraps		x
Single pedal inch brake	x	
Dual pedal inch brake		x
Diamond plate brake pedal pad		x
U.L. label - standard construction (type LP)	x	
U.L. label - safety construction (type LPS)		x
System monitoring	x	
Premium monitoring		x
Powertrain protection system with engine shutdown		x
"Empty seat" engine shutdown		x
Traction speed limiter pre-set to 8mph		x
Travel speed indicator		x
LIFT OPTIONS - FRONT END EQUIPMENT	STD	OPT
2-stage limited free lift mast	x	
2-stage full free lift mast		x
3-stage full free lift mast		x
36" wide hook type carriage	x	
36" wide hook type integral sideshift carriage		x
36" wide hook type integral sideshifting fork positioner carriage		x
Hook type standard taper forks	x	
Hook type polished & full bottom taper forks		x
48" high load backrest extension	x	
36" high load backrest extension		x
Mast tilt - 6° forward/5° back	x	
Mast tilt - 10° forward/5° back		x
Tilt cylinder boots		x
Hydraulic accumulator		x
Laser level line		x
LIFT OPTIONS - HYDRAULICS	STD	OPT
Mechanical lever hydraulic controls	x	
Mini-lever hydraulic controls		x
Hydraulic controls for use with clamping attachments		x
Hydraulic controls with return to set tilt		x
3 function (1 auxiliary) hydraulic control valve	x	
4 function (2 auxiliary) hydraulic control valve		x
Auxiliary function hose groups		x
Attachment extension tubes, with or without quick disconnects		x
High temperature hydraulic fluid		x
CHASSIS - WHEELS & TIRES	STD	OPT
Standard tread width	x	
Wide tread width		x
Smooth cushion tires	x	
Non-marking smooth cushion tires		x
Lugged cushion tires		x

CHASSIS	STD	OPT
Dynamic Stability System (DSS)	x	
Belly screen		x
Drive axle string cutters		x
Hyster Tracker™ wireless monitoring		x
Hyster Tracker™ wireless access		x
Hyster Tracker™ wireless verification		x
CHASSIS - OPERATOR COMPARTMENT	STD	OPT
83" rectangular tube operator compartment	x	
Grid style overhead guard	x	
Directional lever direction control	x	
MONOTROL® directional control pedal		x
Seat side directional control		x
Steering wheel with spinner knob	x	
Steering wheel without spinner knob		x
Tilt steering column - infinitely adjustable with 26 degree range	x	
Telescopic steering column		x
2.8" color touchscreen operator display	x	
5" color touchscreen operator display		x
Non-suspension vinyl seat	x	
Non-suspension cloth seat		x
Full suspension seat, vinyl or cloth		x
Low-profile full suspension vinyl seat		x
Seat belt - black - no-cinch with ELR (emergency locking retractor)	x	
Seat belt - high-visibility red - no-cinch with ELR		x
Seat belt - high-visibility red - no-cinch with ELR + start interlock		x
CHASSIS - OPERATOR COMPARTMENT ACCESSORIES	STD	OPT
Accessory mounting post		x
Swing-out accessory arm		x
Dual side view mirrors		x
Single panoramic mirror		x
Rear drive handle with horn button		x
12 volt auxiliary supply		x
12 volt power supply with 2 USB charging ports		x
Operator fan		x
Fire extinguisher		x
LIGHTS & ALARMS	STD	OPT
Halogen work lights		x
LED work lights		x
Reverse-activated rear work light		x
Key activated work light control		x
Automatic (ambient) work light control		x
LED brake/tail/backup tail light package, with or without turn signals		x
Visible alarm amber strobe - keyswitch activated		x
Blue LED pedestrian awareness spot light - front, rear or both		x
Red LED pedestrian awareness spot light - front, rear or both		x
Red pedestrian awareness perimeter lights - left and right		x
Red pedestrian awareness perimeter lights - left, right and rear		x
LED mast lights - 2 up, 2 down or 2 up and 2 down		x
Audible alarm - reverse direction activated - self-adjusting		x



Hyster Company  
P.O. Box 7006, Greenville, North Carolina 27835-7006

© 2025 Hyster-Yale Materials Handling, Inc., all rights reserved. Hyster and  are trademarks of Hyster-Yale Materials Handling, Inc. Hyster products are subject to change without notice. Trucks may be shown with optional equipment.