



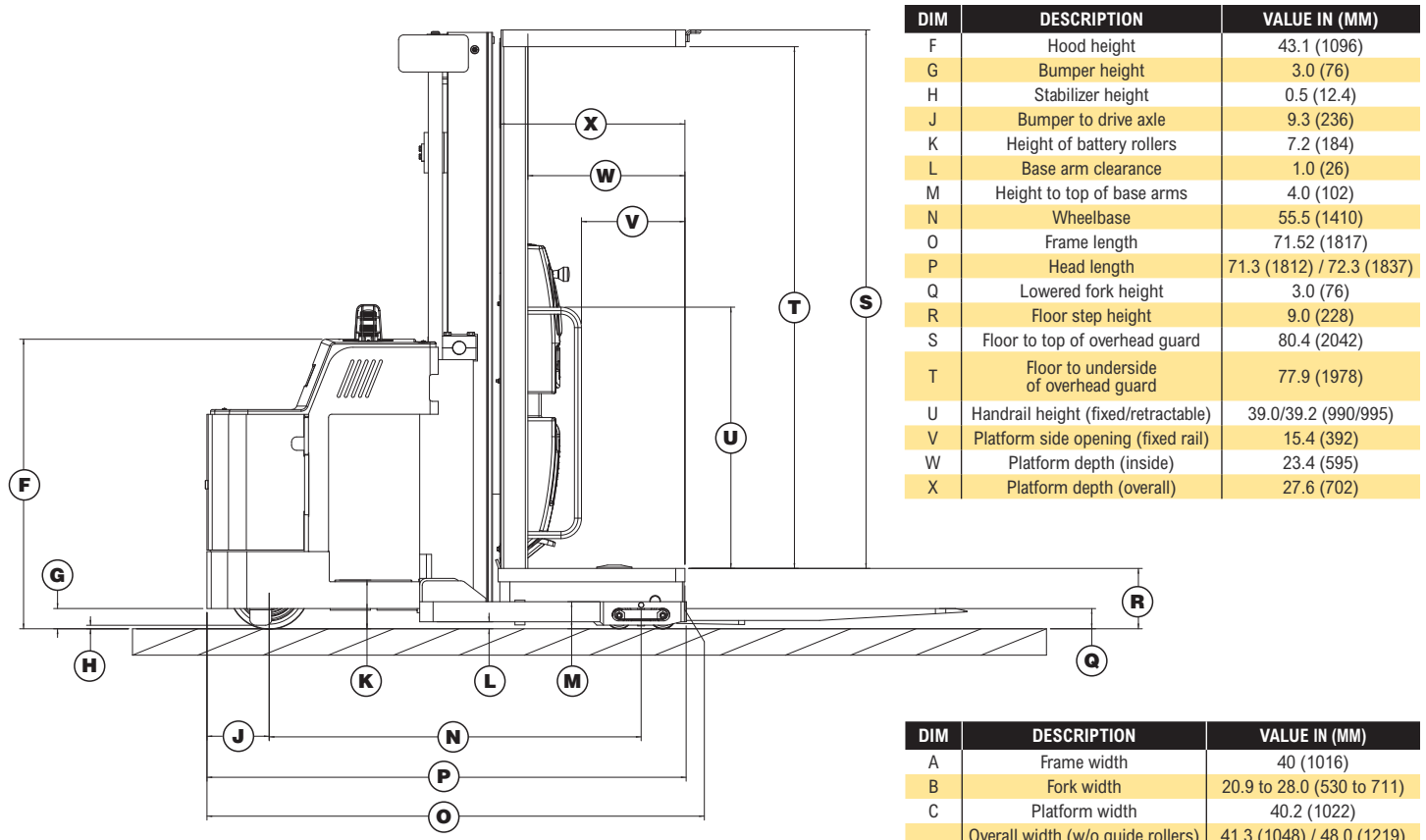
R30XMS3 SERIES

NARROW AISLE ORDER PICKER
PRODUCT TECHNICAL GUIDE



WWW.HYSTER.COM

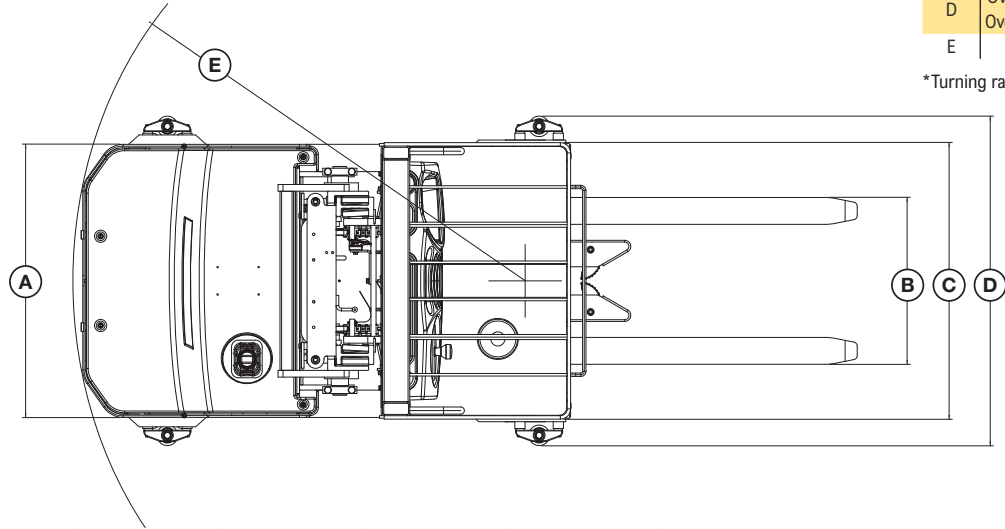
R30XMS3 DIMENSIONS



DIM	DESCRIPTION	VALUE IN (MM)
F	Hood height	43.1 (1096)
G	Bumper height	3.0 (76)
H	Stabilizer height	0.5 (12.4)
J	Bumper to drive axle	9.3 (236)
K	Height of battery rollers	7.2 (184)
L	Base arm clearance	1.0 (26)
M	Height to top of base arms	4.0 (102)
N	Wheelbase	55.5 (1410)
O	Frame length	71.52 (1817)
P	Head length	71.3 (1812) / 72.3 (1837)
Q	Lowered fork height	3.0 (76)
R	Floor step height	9.0 (228)
S	Floor to top of overhead guard	80.4 (2042)
T	Floor to underside of overhead guard	77.9 (1978)
U	Handrail height (fixed/retractable)	39.0/39.2 (990/995)
V	Platform side opening (fixed rail)	15.4 (392)
W	Platform depth (inside)	23.4 (595)
X	Platform depth (overall)	27.6 (702)

DIM	DESCRIPTION	VALUE IN (MM)
A	Frame width	40 (1016)
B	Fork width	20.9 to 28.0 (530 to 711)
C	Platform width	40.2 (1022)
D	Overall width (w/o guide rollers)	41.3 (1048) / 48.0 (1219)
D	Overall width (with guide rollers)	48.3 (1226) / 55.0 (1397)
E	Turning radius*	66.2 (1681)

*Turning radius is the same with or without guide rollers



MAST PERFORMANCE				
24V	Lifting speed		Lowering speed	
	Empty	Rated load	Empty	Rated load
2-stage	40 ft/min (0.203 m/s)	25 ft/min (0.127 m/s)	52 ft/min (0.264 m/s)	52 ft/min (0.264 m/s)
3-stage	42 ft/min (0.213 m/s)	26 ft/min (0.132 m/s)	60 ft/min (0.305 m/s)	58 ft/min (0.295 m/s)

NOTE: Performance specifications are for truck with standard equipment. Performance specifications are affected by the condition of the vehicle and how it is equipped as well as the nature and condition of the operating area. If these specifications are critical, the proposed application should be discussed with your dealer.

MAST DIMENSIONS			
	Max. fork height (TOF)	Overall lowered height	Overall extended height
	in (mm)	in (mm)	in (mm)
2-stage	135 (3429)	89 (2260)	222 (5638)
	147 (3735)	95 (2415)	234 (5943)
	165 (4190)	105 (2565)	252 (6400)
3-stage	195 (4953)	89 (2260)	282 (7162)
	213 (5410)	95 (2415)	300 (7620)
	228 (5790)*	101 (2565)	315 (8001)
	240 (6096)*	105 (2665)	327 (8306)

Lift heights over 240" (6096 mm) maximum fork height may require reduced capacity depending upon OEC dimensions.

* Capacity will be reduced with 228" and 240" masts and 41" outriggers. Refer to High Lift Sheets.

R30XMS3 SPECIFICATIONS

GENERAL					
1	Manufacturer				Hyster
2	Model designation				R30XMS3
3	Power/voltage				Electric/24 volts
4	Operation type				Stand-up
5	Rated capacity			lb (kg)	3000 (1361)
6	Load center			in (mm)	24 (609)
7	Tire type, front/rear			load/drive	Poly/Poly
8	Wheels (X=driven)			front/rear	4/(1x)
9	Mast – 2-stage/3-stage (TOF)			in (mm)	See mast chart
10	Operator clearance height			in (mm)	77.9 (1978)
11	Forks, width/thickness			in (mm)	4/1.75 (102/45)
12	Fork spread, inside to inside	minimum/maximum		in (mm)	13/20 (330/508)
13	Fork spread, outside to outside	minimum/maximum		in (mm)	21/28 (533/710)
14	Top of fork, mast lowered			in (mm)	3 (76)
15	Head length, length to face of operator deck	2-stage/3-stage		in (mm)	71.3/72.3 (1812/1837)
16	Base width 41" width across guide rollers			in (mm)	41.3/48.3 (1048/1226)
17	Base width 48" width across guide rollers			in (mm)	48/55 (1219/1397)
18	Height, standard 2-stage mast lowered			in (mm)	89 (2261)
19	Operator platform size	width/depth		in (mm)	40/27.5 (1016/698)
20	Turning radius, minimum outside			in (mm)	66.2 (1681)
21	Stacking aisle, zero clearance	2-stage/3-stage		in (mm)	120.6/121.7 (3063/3091)
22	Intersecting aisle, equal aisles 40" x 48" pallet	w/o guide rollers		in (mm)	69.92 (1780)
23	Stability, comply with ANSI?				YES
24	Travel speed ¹	NL/RL	mph (km/h)		6/6 (9.6/9.6)
25	Lift speed	NL/RL	ft/min		See performance chart
26	Lower speed	NL/RL	ft/min		See performance chart
27	Truck weight	Without battery	lb (kg)		4266 (1935)
28	Axle loading - drive	Static with max. wt. battery	lb (kg)		3283/2282 (1489/1035)
29	Axle loading - load wheels		lb (kg)		2183/6184 (990/2805)
30	Tire size, drive		in (mm)		12/5.5 (305/140)
31	Tire size, load wheel		in (mm)		4.0/3.0 (102/76)
32	Wheelbase		in (mm)		55.5 (1410)
33	Ground clearance	No load, lowest point	in (mm)		0.5 (14)
34	Ground clearance	No load, center wheelbase	in (mm)		1 (25.4)
35	Brakes, method of control	Service/parking			Foot
36	Brakes, method of control	Service/parking			Spring applied/electric released
37	Battery	Type			Lead acid Thin Plate Pure Lead ² Lithium-ion ²
38		Volts			24
39		Minimum weight	lb (kg)		900 (408)
40	Traction motor control method				AC transistor
41	Pump motor control method				Contactors
42	Number of travel speeds				Infinitely variable

Right angle stack and equal intersecting aisle dimensions provided with a 40" wide x 48" long pallet load, allowing zero clearance.

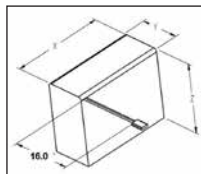
¹ Speeds are the same in either direction, with or without rated load. Steer angle <10 degrees.

² Optional with Hyster Power Collect™

CERTIFICATION: These Hyster® lift trucks meet the design and construction requirements of B56.1-1969, per OSHA Section 1910.178(a)(2), and also comply with the B56.1 revision in effect at time of manufacture. Performance specifications are for a truck equipped as described under standard equipment on this technical guide. Performance specifications are affected by the condition of the vehicle and how it is equipped, as well as by the nature, condition of the operating area, proper service and maintenance of the vehicle. If these specifications are critical, the proposed application should be discussed with your dealer.

BATTERY SPECIFICATIONS

Number of cells	Cell size	Plates per cell	Capacity 6 hr rate amp hr (kwh)	Battery dimensions			Weight lb (kg)
				"X"	"Y"	"Z"	
				(width) in (mm)	(length) in (mm)	(height) in (mm)	
12	85	15	595 (13.9)	35.2 (895)	12.9 (327)	23.2 (589)	1130 (513)
12	100	15	700 (16.4)	35.2 (893)	12.9 (327)	23.1 (586)	1240 (562)
12	110	15	770 (18.0)	35.2 (893)	12.9 (327)	23.2 (590)	1200 (544)



Battery compartment length is measured from front to rear.

Battery compartment width is measured across truck.

SB175 amp "red" connector, cable position B, cable length 16" (405mm). Maximum cable gauge 1/0 AWG.

Battery with lid will not fit in battery compartment.

Amp hour capacity min/max 24-volt truck 560/770. Battery weight range min/max 900 - 1200 lb.

TRAVEL SPEEDS (24V)

Fork height in (mm)	Steer angle <10° mph (kph)	Steer angle >10° mph (kph)
0 (0)	6.0 (9.7)	6.0 (9.7)
24 (610)	6.0 (9.7)	3.0 (4.8)
60 (1524)	6.0 (9.7)	2.4 (3.9)
116 (2946)	2.7 (4.3)	1.5 (2.4)
150 (3810)	1.0 (1.6)	1.0 (1.6)
>150 (3810)	No travel*	No travel*

Note: Speed limits are for trucks at operating temperature with fully charged battery. Speeds are the same in either direction, with or without rated load.

For lift heights between 24.0" (610 mm) and 150.0" (3810 mm), traction speed is reduced when steering angle exceeds 10°.

* Travel above 150.0" (3810 mm) fork height requires a high level traction option. Capacity reduction required.

Contact your local dealer for additional information.

R30XMS3 FEATURES AND OPTIONS

PERFORMANCE	STD	OPT
24-volt AC electrical system	x	
Ergonomically advanced multi-function control handle with rotational adjustment and single speed lift/lower	x	
AC transistor control	x	
AC traction motor	x	
Single hydraulic pump and motor	x	
On demand electric power steering	x	
AC steer motor	x	
Auto Deceleration System (ADS) with regenerative braking	x	
4 operator selectable, programmable performance modes	x	
Smart-glide continuous height sensing	x	
Lift limit without push button override		x
Lift limit with push button override		x
Lowering limit with push button override		x
High level traction above 150" with restricted steer		x
Side guide rollers (48.25" or 55" OAW)		x
DRIVE	STD	OPT
13.5 x 5.5 polyurethane (601 compound)	x	
4.0" x 3.0" articulating tandem - high load compound load wheel	x	
13.5 x 5.5 superior XL-AC (901 compound)		x
13.5 x 5.35 polyurethane - x grooved (601 compound)		x
13 x 5.5 molded NDIthane (non marking)		x
Steer wheel angle graphic indication	x	
LIFT	STD	OPT
135" MFH/89" OALH 2-stage anti-rattle mast	x	
Lift limit with or without push button override	x	
Lowering limit with push button override	x	
HANDLING	STD	OPT
42.0" x 1.75" x 4.0" standard taper pin type forks	x	
Heavy-duty pallet clamp - automatically engaged/foot released	x	
Heavy-duty automatic pallet clamp with opening range from 1/2" to 3"	x	
Heavy-duty automatic pallet clamp with opening range from 1/2" to 6"		x
36" or 48" long standard taper pin type forks		x
ERGONOMICS	STD	OPT
Shock dampening operator's compartment floor mat	x	
Non-adjustable vertical console	x	
6" vertical adjustable operator console		x
2 speed upper body fan - console mounted		x
OPERATION	STD	OPT
Battery connector SB-175 red	x	
40.0" wide x 27.5" deep operator platform	x	
36.0" L x 13.5" W x 24.3" H battery compartment		
32" open end clearance with 41" outside dimension (base width) outriggers	x	
Key switch start	x	
Multi-turn steering	x	
Electric park brake - automatically engaged/foot released	x	
Controller Area Network (CANbus) communications	x	
Graphic LCD multi-function smart display with back lighting	x	
- Hour meters; truck, traction and hoist pump	x	
- Bar graphic battery discharge indicator	x	
- Low battery lift interrupt	x	
- Performance mode selection and indication	x	
- LED status indicators with symbols	x	
- User passwords and operator logs with history	x	
- Steer wheel angle graphic indication	x	
- Truck inspection check list	x	
- Truck speed indication in MPH or KPH	x	

OPERATION (CONTINUED)	STD	OPT
Slack chain indication	x	
Battery power disconnect button	x	
Operator convenience station with storage areas, trash bin, beverage & clipboard holders	x	
Full body harness and operator tether	x	
Battery compartment corrosive resistant steel rollers	x	
Fixed hoop platform side rails	x	
Electric horn	x	
Static discharge strap	x	
Battery spacer group		x
Battery stand		x
Battery puller		x
38.75: open end clearance with 48" outside dimension (base width) outriggers		x
Safety glass shield		x
Retractable side gates with cushioning and lift and traction cutout interlock		x
Retractable operator tether with full body harness or medium body belt		x
Keyless - toggle switch		x
Line driver		x
DC to DC converter - 25 amps/300 watts @ 12 volts		x
Smart steer		x
Audible alarms self adjusting 82-102 db(a)		x
- Back-up alarm - reverse direction activation		x
- Motion alarm - forward and reverse direction activation		x
- Motion alarm - continuous operation with key-on		x
Battery spacer group - "x" dimension 31.25" to 30.80" battery		x
Battery spacer group - "x" dimension 35.75" to 34.90" battery		x
Battery spacer group - "x" dimension 35.75" to 35.30" battery		x
SUPPLEMENTAL	STD	OPT
Operating manual and labels - English	x	
12 month/unlimited hours full truck warranty	x	
3 years/6,000 hour powertrain warranty	x	
Lifetime frame warranty	x	
5 year 10,000 hour part A comprehensive parts and labor warranty		x
5 year 10,000 hour part B powertrain parts and labor no deduct warranty		x
Parts manual - printed or CD		x
APPEARANCE	STD	OPT
2-part poly Hyster yellow paint	x	
CONSTRUCTION	STD	OPT
Standard application/environmental construction	x	
UI classification type "E"	x	
- Subzero freezer package - operating temperatures range: -20° to +120° F		x
VISIBILITY	STD	OPT
Cantilever style overhead guard	x	
Wire mesh screen operator guard	x	
Amber LED strobe - continuous operation with key-on	x	
- Dome light and 2 speed fan package mounted on top of overhead guard		x
- Dome light, 2 speed fan and halogen glass lens spot light package		x
- Dome light, 2 speed fan and LED plastic lens spot light package		x
- 2 LED plastic lens spot lights mounted under overhead guard		x
ENERGY SYSTEM	STD	OPT
Lead acid	x	
Hyster Power Collect™		x



Hyster Company
P.O. Box 7006
Greenville, North Carolina
27835-7006

© Hyster Company. 2023, all rights reserved. Hyster and are trademarks of Hyster-Yale Group, Inc.

Hyster products are subject to change without notice. Trucks may be shown with optional equipment.