

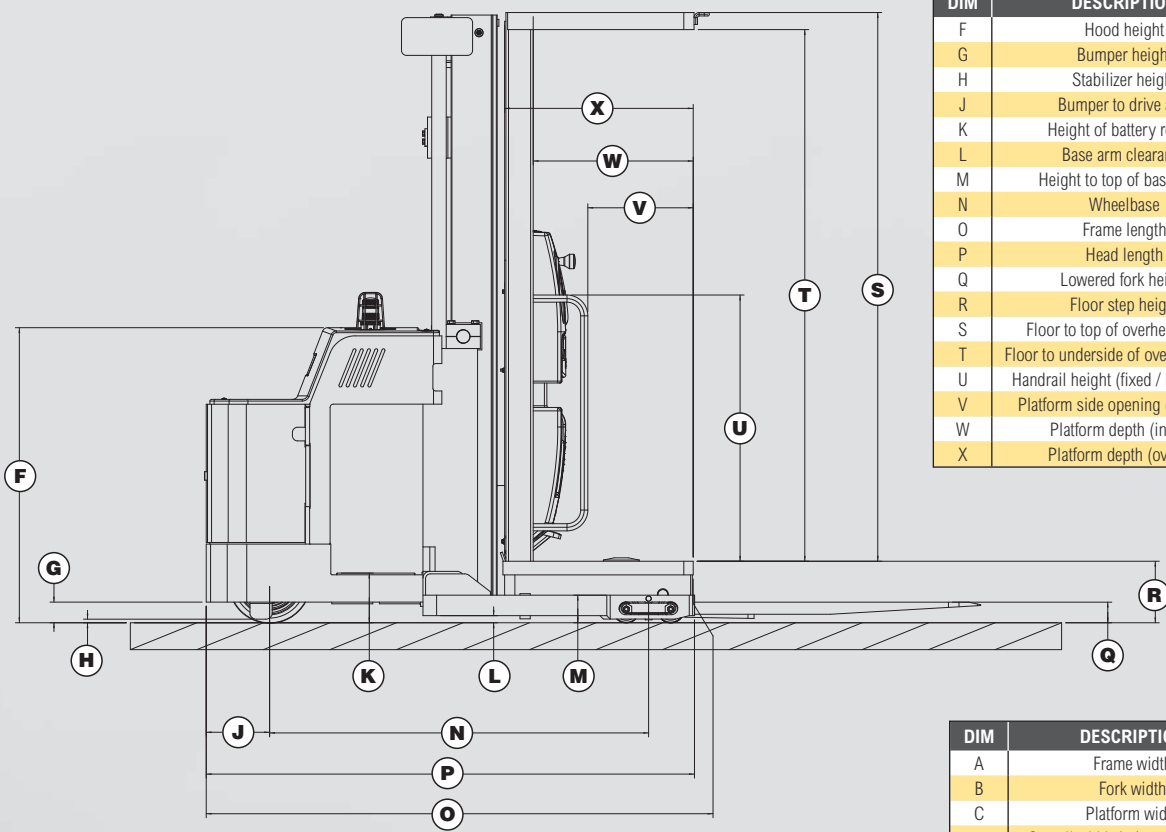


**STRONG PARTNERS.  
TOUGH TRUCKS.™**

# **R30XMS<sub>3</sub> SERIES TECHNICAL GUIDE**

**[WWW.HYSTER.COM](http://WWW.HYSTER.COM)**

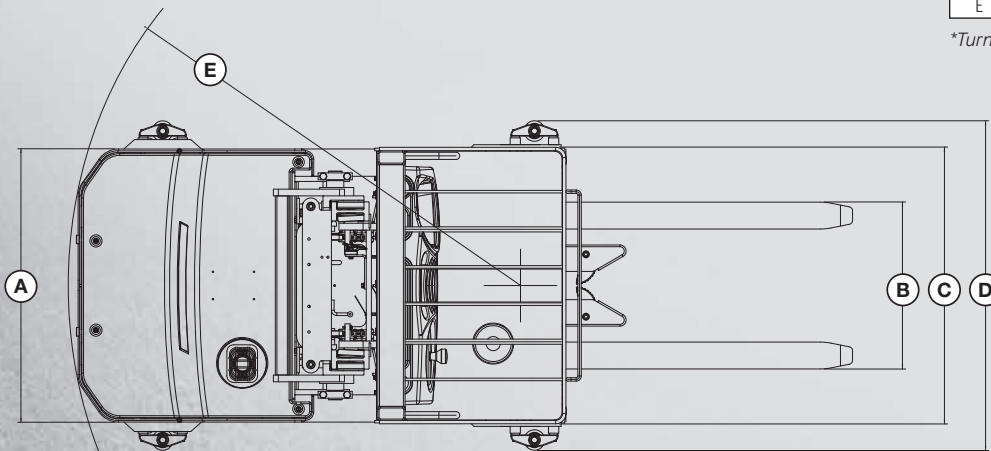
# > R30XMS<sub>3</sub> DIMENSIONS



DIM	DESCRIPTION	VALUE IN (MM)
F	Hood height	43.1 (1096)
G	Bumper height	3.0 (76)
H	Stabilizer height	0.5 (12.4)
J	Bumper to drive axle	9.3 (236)
K	Height of battery rollers	7.2 (184)
L	Base arm clearance	1.0 (26)
M	Height to top of base arms	4.0 (102)
N	Wheelbase	55.5 (1410)
O	Frame length	71.52 (1817)
P	Head length	71.3 (1812) / 72.3 (1837)
Q	Lowered fork height	3.0 (76)
R	Floor step height	9.0 (228)
S	Floor to top of overhead guard	80.4 (2042)
T	Floor to underside of overhead guard	77.9 (1978)
U	Handrail height (fixed / retractable)	39.0 / 39.2 (990 / 995)
V	Platform side opening (fixed rail)	15.4 (392)
W	Platform depth (inside)	23.4 (595)
X	Platform depth (overall)	27.6 (702)

DIM	DESCRIPTION	VALUE IN (MM)
A	Frame width	40 (1016)
B	Fork width	20.9 to 28.0 (530 to 711)
C	Platform width	40.2 (1022)
D	Overall width (w/o guide rollers)	41.3 (1048) / 48.0 (1219)
	Overall width (with guide rollers)	48.3 (1226) / 55.0 (1397)
E	Turning radius*	66.2 (1681)

\*Turning radius is the same with or without guide rollers



## MAST PERFORMANCE

24V	Lifting speed		Lowering speed	
	Empty	Rated load	Empty	Rated load
2-stage	40 ft/min (0.203 m/s)	25 ft/min (0.127 m/s)	52 ft/min (0.264 m/s)	52 ft/min (0.264 m/s)
3-stage	42 ft/min (0.213 m/s)	26 ft/min (0.132 m/s)	60 ft/min (0.305 m/s)	58 ft/min (0.295 m/s)

NOTE: Performance specifications are for truck with standard equipment. Performance specifications are affected by the condition of the vehicle and how it is equipped as well as the nature and condition of the operating area. If these specifications are critical, the proposed application should be discussed with your dealer.

## MAST DIMENSIONS

	Max. fork height (TOF)	Overall lowered height	Overall extended height
	in (mm)	in (mm)	in (mm)
2-stage	135" (3429)	89" (2260)	222" (5638)
	147" (3735)	95" (2415)	234" (5943)
	165" (4190)	105" (2565)	252" (6400)
3-stage	195" (4953)	89" (2260)	282" (7162)
	213" (5410)	95" (2415)	300" (7620)
	228" (5790)*	101" (2565)	315" (8001)
	240" (6096)*	105" (2665)	327" (8306)

Lift heights over 240" (6096 mm) maximum fork height may require reduced capacity depending upon OEC dimensions.

\* Capacity will be reduced with 228" and 240" Masts and 41" Outriggers. Refer to High Lift Sheets.

# R30XMS<sub>3</sub> SPECIFICATIONS <

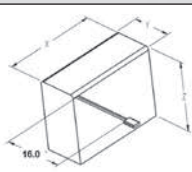
GENERAL					
1	Manufacturer			Hyster	
2	Model designation			R30XMS <sub>3</sub>	
3	Power / voltage			Electric / 24 volts	
4	Operation type			Stand-up	
5	Rated capacity	lb (kg)		3000 (1361)	
6	Load center	in (mm)		24 (609)	
7	Tire type, front / rear	load / drive		Poly / Poly	
8	Wheels (X=driven)	front / rear		4 / (1X)	
9	Mast – 2-stage / 3-stage (TOF)	in (mm)		See mast chart	
10	Operator clearance height	in (mm)		77.9 (1978)	
11	Forks, width / thickness	in (mm)		4 / 1.75 (102 / 45)	
12	Fork spread, inside to inside	minimum / maximum	in (mm)	13 / 20 (330 / 508)	
13	Fork spread, outside to outside	minimum / maximum	in (mm)	21 / 28 (533 / 710)	
14	Top of fork, mast lowered	in (mm)		3 (76)	
15	Head length, length to face of operator deck	2-stage / 3-stage	in (mm)	71.3 / 72.3 (1812 / 1837)	
16	Base width 41" / width across guide rollers		in (mm)	41.3 / 48.3 (1048 / 1226)	
17	Base width 48" / width across guide rollers		in (mm)	48 / 55 (1219 / 1397)	
18	Height, standard 2-stage mast lowered		in (mm)	89 (2261)	
19	Operator platform size	width / depth	in (mm)	40 / 27.5 (1016 / 698)	
20	Turning radius, minimum outside		in (mm)	66.2 (1681)	
21	Stacking aisle, zero clearance	2-stage / 3-stage	in (mm)	120.6 / 121.7 (3063 / 3091)	
22	Intersecting aisle, equal aisles 40" x 48" pallet	w/o guide rollers	in (mm)	69.92 (1780)	
23	Stability, comply with ANSI?			YES	
24	Travel speed *	NL / RL	mph (km/h)	6 / 6 (9.6 / 9.6)	
25	Lift speed	NL / RL	ft/min	See performance chart	
26	Lower speed	NL / RL	ft/min	See performance chart	
27	Truck weight	Without battery	lb (kg)	4266 (1935)	
28	Axle loading - drive	Static with max. wt. battery	lb (kg)	3283 / 2282 (1489 / 1035)	
29	Axle loading - load wheels		lb (kg)	2183 / 6184 (990 / 2805)	
30	Tire size, drive		in (mm)	12 / 5.5 (305 / 140)	
31	Tire size, loadwheel		in (mm)	4.0 / 3.0 (102 / 76)	
32	Wheelbase		in (mm)	55.5 (1410)	
33	Ground clearance	No load, lowest point	in (mm)	0.5 (14)	
34	Ground clearance	No load, center wheelbase	in (mm)	1 (25.4)	
35	Brakes, method of control		Service / parking	Foot	
36	Brakes, method of control		Service / parking	Spring applied / electric released	
37	Battery	Type		Lead acid	
38		Volts		24	
39		Minimum weight	lb. (kg)	900 (408)	
40	Traction motor control method			AC transistor	
41	Pump motor control method			Contactor	
42	Number of travel speeds			Infinitely variable	

Right Angle Stack and Equal Intersecting Aisle dimensions provided with a 40" wide x 48" long pallet load, allowing zero clearance. \*Speeds are the same in either direction, with or without rated load. Steer angle <10 degrees.

**CERTIFICATION:** Hyster lift trucks meet the design and construction requirements of B56.1-1969, per OSHA Section 1910.178(a)(2), and also comply with the B56.1 revision in effect at time of manufacture. Certification of compliance with the applicable ANSI standards appears on the lift truck. Performance specifications are for a truck equipped as described under Standard Equipment on this Technical Guide. Performance specifications are affected by the condition of the vehicle and how it is equipped, as well as by the nature, condition of the operating area, proper service and maintenance of the vehicle. If these specifications are critical, the proposed application should be discussed with your dealer.

## BATTERY SPECIFICATIONS

Number of cells	Cell size	Plates per cell	Capacity 6 hr rate amp hr (kwh)	Battery dimensions			Weight lb (kg)
				"X" (width) in (mm)	"Y" (length) in (mm)	"Z" (height) in (mm)	
12	85	15	595 (13.9)	35.2 (895)	12.9 (327)	23.2 (589)	1130 (513)
12	100	15	700 (16.4)	35.2 (893)	12.9 (327)	23.1 (586)	1240 (562)
12	110	15	770 (18.0)	35.2 (893)	12.9 (327)	23.2 (590)	1200 (544)



Battery Compartment Length is measured from front to rear.  
Battery Compartment Width is measured across truck.

SB175 Amp "Red" Connector, Cable Position B, Cable Length 16" (405mm).  
Maximum Cable Gauge 1/0 AWG.

Battery with lid will NOT fit in battery compartment.

Amp Hour Capacity Min / Max 24 Volt truck 560 / 770. Battery Weight Range  
Min / Max 900 - 1200 lbs.

## TRAVEL SPEEDS (24V)

Fork height in (mm)	Steer angle <10° mph (kph)	Steer angle >10° mph (kph)
0 (0)	6.0 (9.7)	6.0 (9.7)
24 (610)	6.0 (9.7)	3.0 (4.8)
60 (1524)	6.0 (9.7)	2.4 (3.9)
116 (2946)	2.7 (4.3)	1.5 (2.4)
150 (3810)	1.0 (1.6)	1.0 (1.6)
>150 (3810)	No travel*	No travel*

Note: Speed limits are for trucks at operating temperature with fully charged battery. Speeds are the same in either direction, with or without rated load.

For lift heights between 24.0" (610 mm) and 150.0" (3810 mm), traction speed is reduced when steering angle exceeds 10°.

\* Travel above 150.0" (3810 mm) fork height requires a High level traction option. Capacity reduction required.

Contact your local dealer for additional information.

# > STANDARD FEATURES AND OPTIONS

## STANDARD EQUIPMENT

- 135" MFH / 89" OALH 2-stage anti-rattle mast
- 40.0" wide X 27.5" deep operator platform
- 42.0" x 1.75" x 4.0" standard taper pin type forks
- 12.0" x 5.5" black polyurethane drive tire
- 4.0" x 3.0" articulating tandem - high load compound load wheel
- 36.0" L x 13.5" W x 24.3" H battery compartment
- 175 amp red, position B - 16" lead length battery connector
- 24 volt ac electrical system
- Standard application / environmental construction
- 41" outside dimension (base width) basearms
- UL classification type "E"
- Return to center steering
- Multi-function control handle
- Electric park brake - automatically engaged / foot released
- Heavy duty pallet clamp - automatically engaged / foot released
- AC transistor control
- AC traction motor
- Single hydraulic pump and motor
- Controller Area Network (CANbus) Communications
- On demand electric power steering
- AC steer motor
- Auto Deceleration System (ADS ) with regenerative braking
- Graphic LCD multi-function smart display with back lighting
  - Hour meters; truck, traction and hoist pump
  - Bar graphic battery discharge indicator
  - Low battery lift interrupt
  - Performance mode selection and indication
  - LED status indicators with symbols
  - 4 operator selectable, programmable performance modes
  - User passwords and operator logs with history
  - Steer wheel angle graphic indication
  - Truck inspection check list
- Cantilever style overhead guard
- Wire mesh screen operator guard
- Amber LED strobe
- HySense continuous height sensing
- Slack chain indication
- Shock dampening operator compartment floor mat
- Battery power disconnect button
- Operator convenience station
- Full body harness and operator tether
- Fixed hoop platform side rails
- 12 month / unlimited hours full truck warranty
- 3 years / 6,000 hour powertrain warranty
- Lifetime frame warranty


## OPTIONAL EQUIPMENT

- 175 amp gray, position B - 16" lead length
- Battery spacer group
- Battery stand
- Battery puller
- Application / environmental construction
  - Cooler/freezer package - operating temperatures: 0° F to +120° F
  - SubZERO freezer package - operating temperatures range: -20° to +120° F
- 48" outside dimension (base width) basearms
- Safety glass shield
- Retractable side gates with cushioning and lift and traction cutout interlock
- 6" vertical adjustable operator console
- Retractable operator tether with full body harness or medium body belt
- Heavy duty automatic pallet clamp with opening range from 1/2" to 6"
- Keyless - toggle switch
- Various mast options available
- 36" or 48" long standard taper pin type forks
- Lift limit without push button override
- Lift limit with push button override
- Lowering limit with push button override
- High level traction above 150" with restricted steer
- Drive tire
  - Polyurethane - red diagonal grooved (92 durometer) press-on
  - Polyurethane - cream vulkollan (94 durometer) press-on
- Various guidance systems
  - Side guide rollers
  - Wire guidance
  - Line driver
- Various light packages
  - Dome light and 2 speed fan package mounted on top of overhead guard
  - Dome light, 2 speed fan and halogen glass lens spot light package
  - Dome light, 2 speed fan and LED plastic lens spot light package
  - 2 LED plastic lens spot lights mounted under overhead guard
- DC to DC converter - 25 amps / 300 watts @ 12 volts
- Multi-turn steering
- Audible alarms self adjusting 82-102 db(A)
  - Back-up alarm - reverse direction activation
  - Motion alarm - forward and reverse direction activation
  - Motion alarm - continuous operation with key-on
- 2-speed upper body fan - console mounted
- Parts manual - printed or CD



Hyster Company  
P.O. Box 7006  
Greenville, North Carolina  
27835-7006  
Part No. R30XMS3/TG  
2/2021 Litho in U.S.A.

Visit us online at [www.hyster.com](http://www.hyster.com) or call us at **1-800-HYSTER-1**.

Hyster, , and STRONG PARTNERS. TOUGH TRUCKS. and MONOTROL are registered trademarks in the United States and certain other jurisdictions. Hyster products are subject to change without notice.

Trucks may be shown with optional equipment. © 2021 Hyster Company. All rights reserved.