

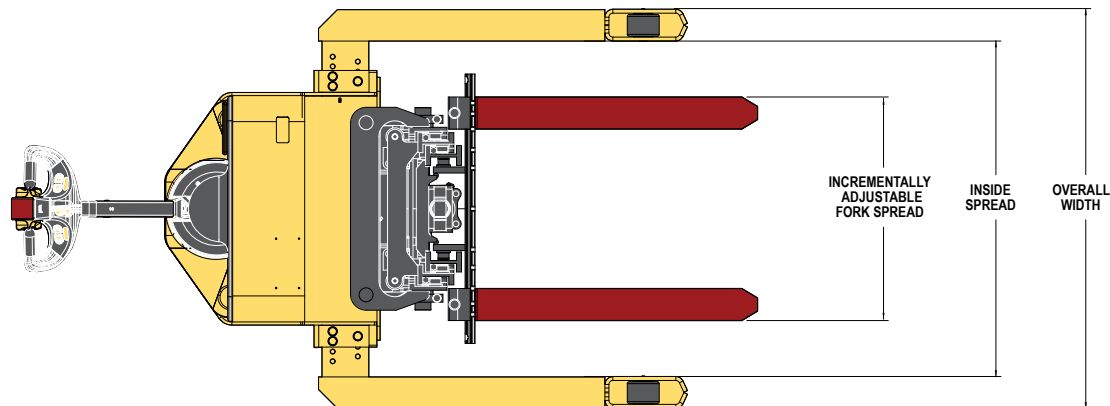


W25-30ZA2, W40ZA

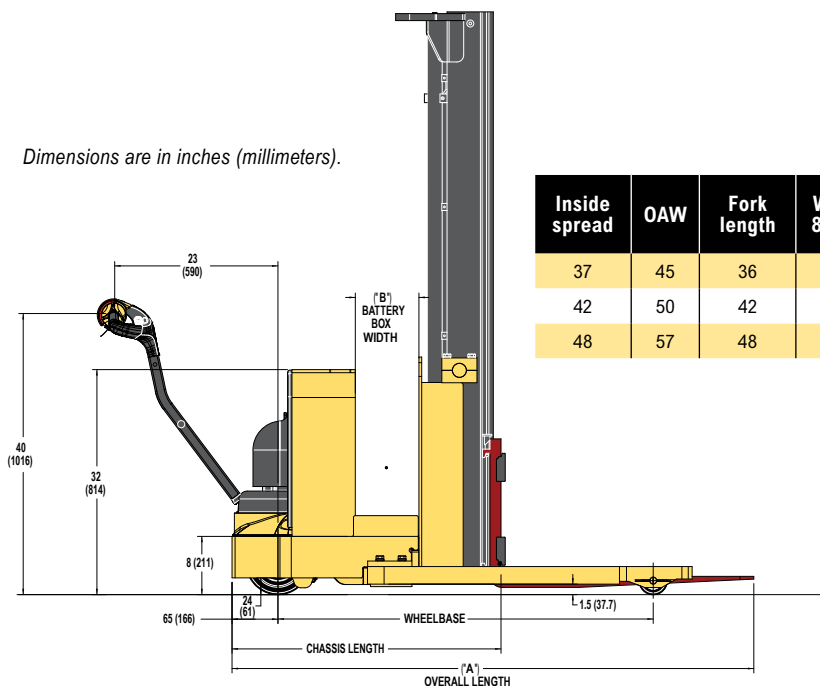
WALKIE HIGH LIFT STACKER PRODUCT TECHNICAL GUIDE



W25ZA2 DIMENSIONS



Dimensions are in inches (millimeters).



Inside spread	OAW	Fork length	Wheelbase 8" BC/9" BC	Overall length 8" BC/9" BC	Battery box "B"	Chassis length 8" BC/9" BC	% Grade clearance 8" BC/9" BC
37	45	36	54/55	73/74	8"/9"	37/38	11/14
42	50	42	54/55	79/80	8"/9"	37/38	11/14
48	57	48	54/55	85/86	8"/9"	37/38	11/14

W25ZA2 MAST DIMENSIONS

Maximum fork height (TOF)	Overall lowered height	Overall extended height		Free-lift (TOF)
		w/load backrest	w/o load backrest	W/o load backrest
in (mm)	in (mm)	in (mm)	in (mm)	in (mm)
2-STAGE LIMITED FREE-LIFT (LFL) VISTA				
104 (2,641)	72.0 (1,829)	152.0 (3,861)	123.5 (3,137)	6.0 (152)
126 (3,200)	83.0 (2,109)	174.0 (4,420)	145.5 (3,696)	6.0 (152)
130 (3,302)	87.0 (2,210)	178.0 (4,522)	149.5 (3,798)	6.0 (152)
144 (3,657)	92.0 (2,337)	192.0 (4,877)	163.5 (4,153)	6.0 (152)
150 (3,810)	95.0 (2,413)	198.0 (5,030)	169.5 (4,306)	6.0 (152)

† Lift heights over 123.0" (3,124 mm) (W30ZR) maximum fork height require reduced capacity or restricted back tilt. Lift heights over 141.0" (3,581 mm) (W20ZR) may require reduced capacity or restricted back tilt. Contact Applications Engineering if this measurement is critical.

* If load backrest extension is used on 3-stage FFL, add 27.5" (699 mm).

W25ZA2 BATTERY AND COMPARTMENT SPECIFICATIONS

Battery type	Number of cells	Cells size	Plates per cell	Capacity 6 hour rate amp hr (kwh)	"X" dimension in (mm)	"Y" dimension in (mm)	"Z" dimension in (mm)	Weight lb (kg)
Standard battery pack				185 AH @ 20 hr rate	28.4 (721)	7.9 (201)	23.9 (607)	310 (141)
GNB PalletPro Battery Pack w/25 am charger				195 (4.4)	27.3 (693)	7.5 (191)	26.4 (671)	375 (170)
	12	75	5	150 (3.5)	25.3 (643)	6.4 (163)	23.3 (592)	410 (186)
	12	85	5	170 (3.9)	25.3 (643)	6.4 (163)	23.3 (592)	425 (193)
	12	100	5	200 (4.6)	25.3 (643)	6.4 (163)	26.3 (668)	470 (213)
	12	75	7	225 (5.2)	25.7 (653)	8.8 (224)	23.3 (592)	540 (245)
	12	85	7	255 (6.0)	25.7 (653)	8.8 (224)	23.3 (592)	570 (259)

NOTES:

- (1) Steel tray with cover required for all batteries.
- (2) Battery connector type 175 Red (Gray is optional).
- (3) Cable lead position "B".
- (4) 20" cable length.
- (5) Maximum cable gauge of 1/0.
- (6) Battery well: 33" x 13.5" x open

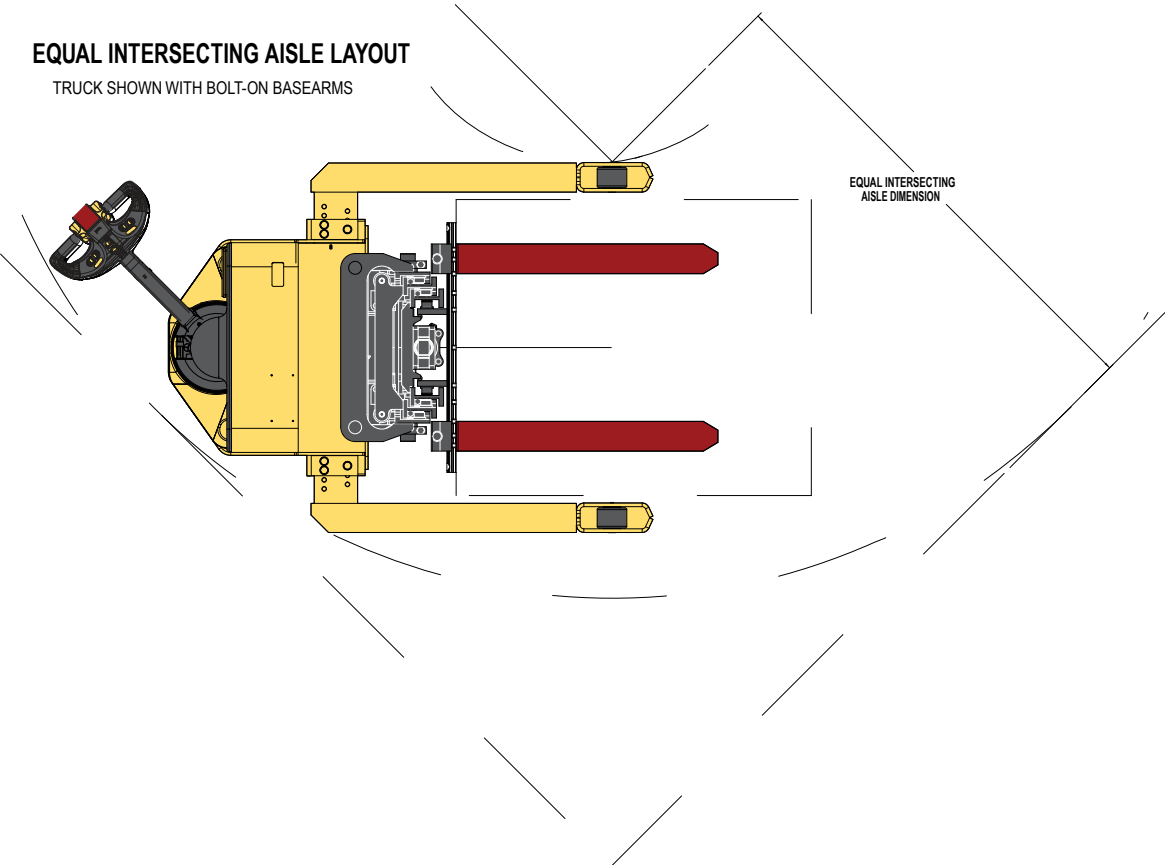
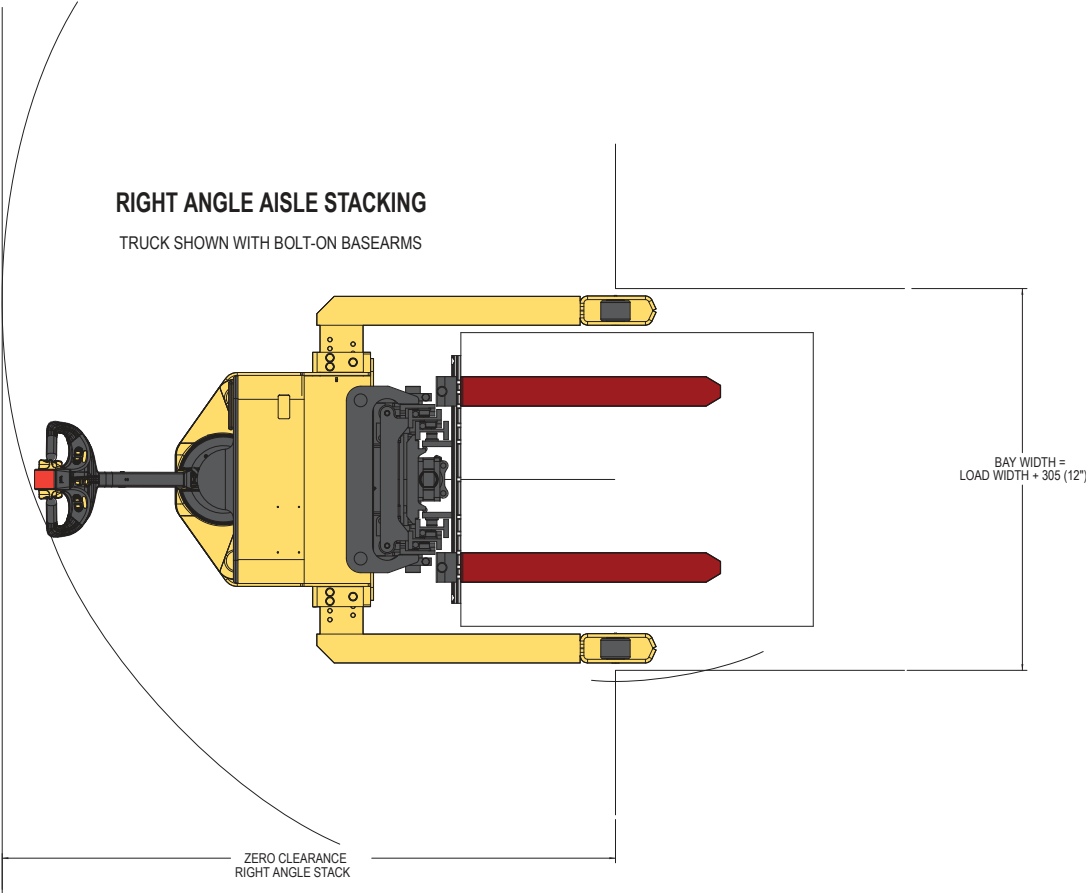
W25ZA2 SPECIFICATIONS

GENERAL	1	Manufacturer		Hyster Company
	2	Model		W25ZA2
	3	Capacity, rated	lb (kg)	2,500 (1,134)
	4	Load center	in (mm)	24 (610)
	5	Power type		Battery - 24 volt
	6	Operator type		Pedestrian
	7	Tire type, cushion, solid, pneumatic, etc.		Cushion
	8	Wheels, drive/load		1/2
DIMENSIONS	10	2-stg. limited free lift (LFL) (TOF)	in (mm)	104.0 (2,641)
	11	Standard free lift (TOF)	in (mm)	6.0 (152)
	12	Maximum carriage width	in (mm)	33.7 (857)
	13	Forks, width/thickness/length	in (mm)	3.9/1.6/42.0 (100/40/1,067)
	14	Fork spread (outside dimensions)	in (mm)	30.4 (773)
	15	Tilt of mast - forward/backward	degrees	
	16a	Length to face of forks: 8.0" battery compartment	in (mm)	37.3 (947)
	16b	Length to face of forks: 9.0" battery compartment	in (mm)	38.3 (973)
	16c	Length to face of forks: 13.5" battery compartment	in (mm)	N/A
	17	Outrigger ID	min/max	37.1/39.4/41.7/49.0 (942/1,002/1,060/1,245)
	18	Lowered overall height (LOH)	in (mm)	72.0 (1,829)
	19	Maximum fork height (MFH)	in (mm)	104.0 (2,641)
	21	Turning radius, minimum outside w/48" load	in (mm)	77.0 (1,955)
	23	90° Stack aisle (add load length)	in (mm)	See chart
	24	Equal intersecting aisle	in (mm)	See chart
		Stability (comply with ANSI?)*		Yes
PERFORMANCE	25	Travel speed, no load	mph (km/h)	3.5 (5.6)
		Travel speed, rated load	mph (km/h)	3.0 (4.8)
	26	Lift speed, std. no load	ft/min (m/s)	30.0 (0.15)
		Lift speed, std. rated load	ft/min (m/s)	22.0 (0.11)
	27	Lowering speed, std. no load	ft/min (m/s)	60.0 (0.3)
		Lowering speed, std. rated load	ft/min (m/s)	70.0 (0.36)
WT.	29	Gradeability	%	10.0
	31	Total approximate weight without battery	lb (kg)	2,305 (1046)
WHEELS & TIRES	32	Axle load, no load w/min battery drive/load	lb (kg)	1,523/1,092 (691/495)
		Number of tires drive/load		
	33	Size of tire, drive	in (mm)	9.0 x 4.0 Poly
	34	Size of tire, load	in (mm)	4.0 x 2.8 Poly
	35	Wheelbase, distance 8.0" compartment w/48" load	in (mm)	53.8 (1,367)
		Wheelbase, distance 9.0" compartment w/48" load	in (mm)	54.8 (1,392)
		Wheelbase, distance 13.5" compartment w/48" load	in (mm)	N/A
	37	Ground clearance, no load lowest point	in (mm)	1.0 (25)
	38	Ground clearance, no load center wheelbase	in (mm)	1.5 (38)
BATT.	41	Battery, type		Lead acid
	42	Battery, volts/ampere hours	V/ah	
	43	Battery, minimum weight	lb (kg)	375 (170)
MOTOR	44	Traction motor, 60 min. rating	hp (kw)	2.3 (1.7)
		Pump motor, 15 min. rating	hp (kw)	4.0 (3.0)
	45	Traction motor control method		Transistor
	46	Number of speeds		Infinitely variable
	47	Relief pressure for attachments	psi (kPA)	N/A
	49	Grade clearance, % clearance 8.0" compartment	%	11.0
		Grade clearance, % clearance 9.0" compartment	%	14.0
		Grade clearance, % clearance 13.5" compartment	%	N/A

CERTIFICATION: These Hyster lift trucks meet design specifications of Part II ANSI B56.1-1969, as required by OSHA Section 1910.178(a)(2) and also comply with Part III ANSI B56.1-revision in effect at time of manufacture. Certification of compliance with the applicable ANSI standards appears on the lift truck.

† **NOTE:** Performance specifications are for truck equipped as described under standard equipment in this technical guide. Performance specifications are affected by the condition of the vehicle and how it is equipped, as well as by the nature and condition of the operating area. Specifications are subject to change and the proposed application should be discussed with your authorized Hyster Company Dealer.

W25ZA2 DIMENSIONS



Zero Clearance / Right Angle Aisle Stacking / Intersecting Equal Aisle Stacking

To determine the correct dimension, take the larger sum of either the load or pallet dimensions for length and width. Add the dimension for optional configuration and the 6.0" to 12.0" operating clearance. All values are based on 4.0" spacing between loads. Please contact your local Hyster dealer for additional information on load spacing and base arm dimensions.

Load width open end clearance

W25ZA2 Walkie Reach Stacker Truck

(Equipped with 2-stage VISTA mast)

Load width	Outrigger ID	OAW	Load length	Fork length	Wheelbase 8" BC/9" BC	O.A.L*	Length of face to forks 8" BC/9" BC
36	37	45	36	36	54/55	73/74	37/38
42	42	50	42	42	54/55	79/80	37/38
48	48	57	48	48	54/55	85/86	37/38

For 3-stage VISTA mast add 2.0"

Right angle stack

W25ZA2 Walkie Straddle Stacker Truck

(Equipped with 2-stage VISTA mast and 8" battery compartment)

Load width (in)	Without creep mode			
	Load length (in)			
		36	40	48
	36	82.5	82.5	82.5
	40	83.3	83.3	83.3
48	84.4	84.4	84.4	

Load width (inches)	With creep mode			
	Load length (in)			
		36	40	48
	36	64.4	64.4	64.4
	40	64.8	64.8	64.8
48	69.4	69.4	69.4	

Intersecting equal aisle

W25ZA2 Walkie Straddle Stacker Truck

(Equipped with 2-stage VISTA mast and 8" battery compartment)

Load width (in)	Without creep mode			
	Load length (in)			
		36	40	48
	36	63.1	63.1	63.1
	40	65.5	65.5	65.5
48	68.9	68.9	68.9	

Load width (inches)	With creep mode			
	Load length (in)			
		36	40	48
	36	56.3	56.3	56.3
	40	58.4	58.4	58.4
48	61.6	61.6	61.6	

Right angle stack

W25ZA2 Walkie Straddle Stacker Truck

(Equipped with 2-stage VISTA mast and 9" battery compartment)

Load width (in)	Without creep mode			
	Load length (in)			
		36	40	48
	36	83.5	83.5	83.5
	40	84.2	84.2	84.2
48	85.3	85.3	85.3	

Load width (inches)	With creep mode			
	Load length (in)			
		36	40	48
	36	65.4	65.4	65.4
	40	66.3	66.3	66.3
48	70.0	70.0	70.0	

For 3-stage VISTA mast add 2.0"

Intersecting equal aisle

W25ZA2 Walkie Straddle Stacker Truck

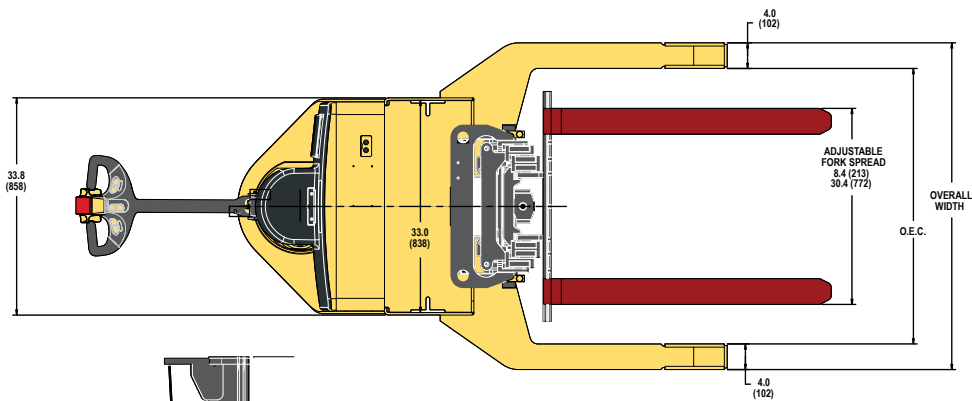
(Equipped with 2-stage VISTA mast and 9" battery compartment)

Load width (in)	Without creep mode			
	Load length (in)			
		36	40	48
	36	63.7	63.7	63.7
	40	66.1	66.1	66.1
48	69.5	69.5	69.5	

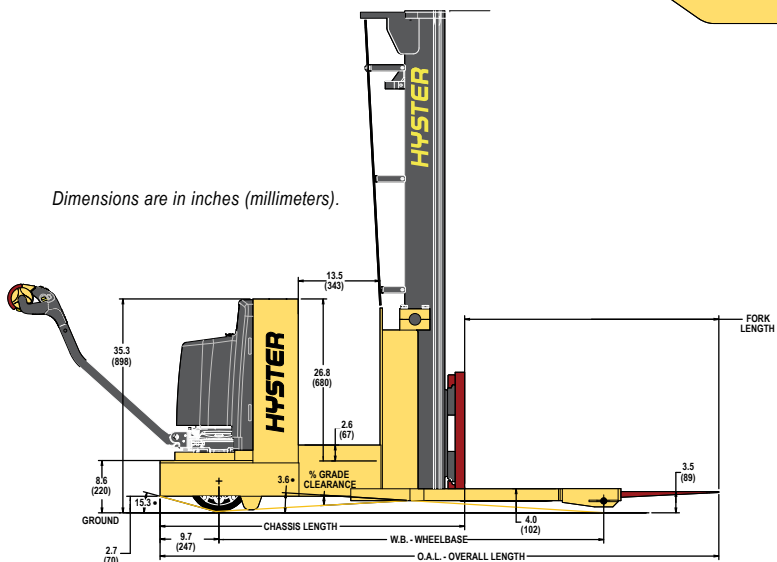
Load width (inches)	With creep mode			
	Load length (in)			
		36	40	48
	36	56.9	56.9	56.9
	40	59.5	59.5	59.5
48	62.3	62.3	62.3	

For 3-stage VISTA mast add 2.0"

W30ZA2 | W40ZA DIMENSIONS



Dimensions are in inches (millimeters).



	9" battery box in (mm)	13.5" battery box in (mm)
Chassis length	38.0 (972) / 43.75 (1,111)	N/A / 48.25 (1,226)
Wheelbase	57.0 (1,448) / 59.0 (1,499)	N/A / 63.6 (1,615)
Overall length	80.0 (2,040) / 91.67 (2,328)	N/A / 96.13 (2,442)
% Grade clearance	14 (353) / 14 (353)	N/A / 12.8 (325)
Overall width	57 (1,448) / 57 (1,448)	N/A / 57 (1,448)
Inside spread	49 (1,244) / 49 (1,244)	N/A / 49 (1,244)

W30ZA2 MAST DIMENSIONS

Maximum fork height (TOF)	Overall lowered height	Overall extended height		Free-lift (TOF)
		w/load backrest	w/o load backrest	w/o load backrest
in (mm)	in (mm)	in (mm)	in (mm)	in (mm)

2-STAGE LIMITED FREE-LIFT (LFL) VISTA® MAST

104 (2,641)	72.0 (1,829)	152.0 (3,861)	123.5 (3,137)	6.0 (152)
126 (3,200)	83.0 (2,109)	174.0 (4,420)	145.5 (3,696)	6.0 (152)
130 (3,302)	87.0 (2,210)	178.0 (4,522)	149.5 (3,798)	6.0 (152)
144 (3,657)	92.0 (2,337)	192.0 (4,877)	163.5 (4,153)	6.0 (152)
150 (3,810)	95.0 (2,413)	198.0 (5,030)	169.5 (4,306)	6.0 (152)

3-STAGE FULL FREE-LIFT (LFL) VISTA® MAST

157 (3,987)	72.0 (1,829)	205.0 (5,207)	176.5 (4,484)	50.0 (1,270)
-------------	--------------	---------------	---------------	--------------

† Lift heights over 123.0" (3,124 mm) (W30ZR) maximum fork height require reduced capacity or restricted back tilt. Lift heights over 141.0" (3,581 mm) (W20ZR) may require reduced capacity or restricted back tilt. Contact Applications Engineering if this measurement is critical.

* If load backrest extension is used on 3-stage FFL, add 27.5" (699 mm).

W40ZA MAST DIMENSIONS

Maximum fork height (TOF)	Overall lowered height	Overall extended height		Free-lift (TOF)	Mast weight
		w/load backrest	w/o load backrest	w/o load backrest	
in (mm)	in (mm)	in (mm)	in (mm)	in (mm)	lb (kg)

2-STAGE LIMITED FREE-LIFT (LFL) VISTA® MAST

100.0 (2,540)	72.0 (1,829)	152.0 (3,861)	123.5 (3,137)	6.0 (152)	850 (386)
110.0 (2,794)	77.0 (1,956)	162.0 (4,115)	133.5 (3,391)	6.0 (152)	900 (408)
122.0 (3,098)	83.0 (2,108)	174.0 (4,420)	145.5 (3,696)	6.0 (152)	950 (431)
140.0 (3,556)	92.0 (2,337)	192.0 (4,877)	163.5 (4,153)	6.0 (152)	1,050 (476)

3-STAGE FULL FREE-LIFT (LFL) VISTA® MAST

153.0 (3,886)	72.0 (1,829)	205.0 (5,207)	176.5 (4,483)	48.0 (1,219)	1,150 (522)
168.0 (4,267)	77.0 (1,956)	220.0 (5,588)	191.5 (4,864)	53.0 (1,346)	1,200 (544)
186.0 (4,724)	83.0 (2,108)	238.0 (6,045)	209.5 (5,321)	59.0 (1,498)	1,250 (567)

† Lift heights over 122.0" (3,098 mm) (2-Stage) or 153" (3,886 mm) (3-Stage) maximum fork height require reduced capacity or restricted back tilt.

* If load backrest extension is used on 3-stage FFL, add 28.5" (724 mm).

W30ZA2 BATTERY AND COMPARTMENT SPECIFICATIONS

Battery type	Number of cells	Cells size	Plates per cell	Capacity 6 hour rate amp hr (kwh)	"X" dimension in(mm)	"Y" dimension in (mm)	"Z" dimension in (mm)	Weight lb (kg)
GNB PalletPro Battery Pack w/25 amp charger				195 (4.4)	27.3 (693)	7.5 (191)	26.4 (671)	375 (170)
	12	75	5	150 (3.5)	25.3 (643)	6.4 (163)	23.3 (592)	410 (186)
	12	85	5	170 (3.9)	25.3 (643)	6.4 (163)	23.3 (592)	425 (193)
	12	100	5	200 (4.6)	25.3 (643)	6.4 (163)	26.3 (668)	470 (213)
	12	75	7	225 (5.2)	25.7 (653)	8.8 (224)	23.3 (592)	540 (245)
	12	85	7	255 (6.0)	25.7 (653)	8.8 (224)	23.3 (592)	570 (259)

NOTES:

- (1) Steel tray with cover required for all batteries.
- (2) Battery connector type 175 red (gray is optional).
- (3) Cable lead position "B".
- (4) 20" cable length.
- (5) Maximum cable gauge of 1/0.
- (6) Battery well: 33" x 13.5" x open

W40ZA BATTERY AND COMPARTMENT SPECIFICATIONS

Number of cells	Cells size	Plates per cell	Capacity amp hr	Kwh	"X" dimension in (mm)	"Y" dimension in (mm)	"Z" dimension in (mm)	Weight lb (kg)
12	75	7	255	5.2	25.6	8.8	23.3	536 lb
12	85	7	255	6.0	25.5	8.6	23.3	590 lb
12	75	11	375	8.7	26.5	13.0	23.3	825 lb
12	85	11	425	9.9	26.1	12.8	23.3	865 lb
12	75	13	450	10.5	30.9	13.0	23.3	987 lb
12	85	13	510	11.9	30.9	13.0	23.3	1,035 lb

NOTES:

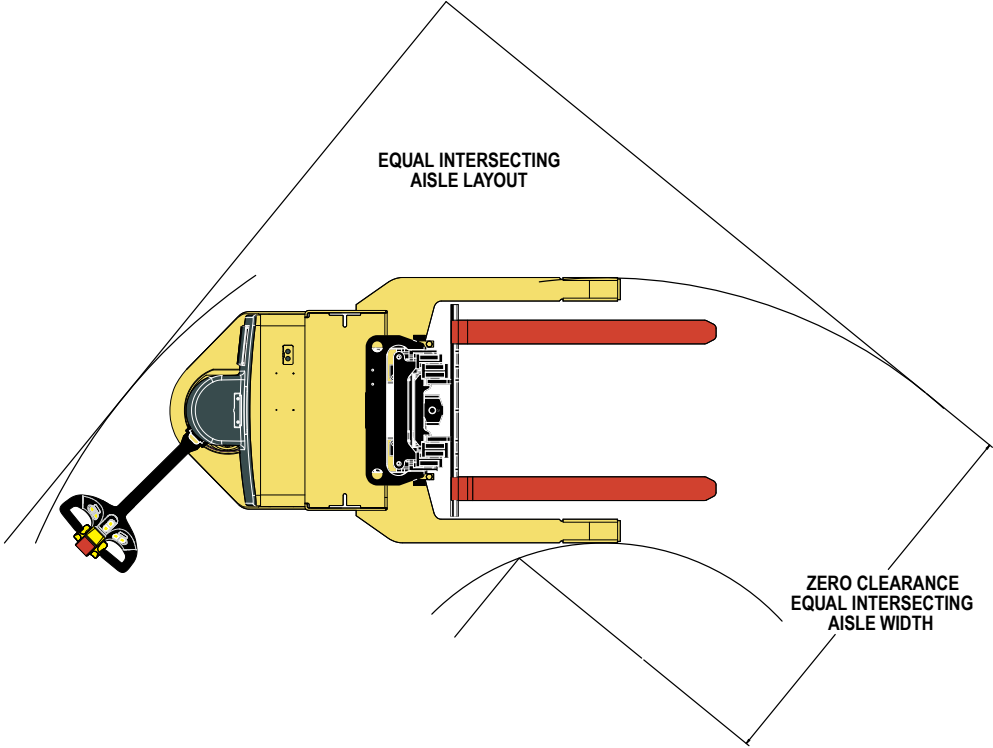
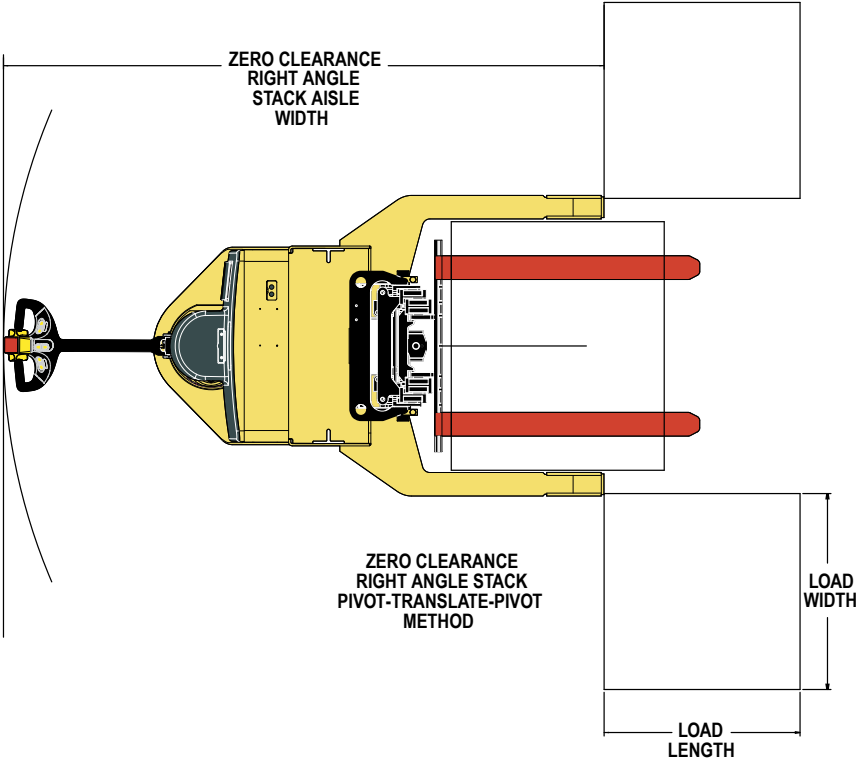
- (1) Steel tray with cover required for all batteries.
- (2) Battery connector type 175 red (gray is optional).
- (3) Cable lead position "B".
- (4) 20" cable length.
- (5) Maximum cable gauge of 1/0.
- (6) Battery well: 33" x 13.5" x open

W30ZA2 | W40ZA SPECIFICATIONS

GENERAL	1	Manufacturer		Hyster Company	Hyster Company
	2	Model		W30ZA2	W40ZA
	3	Capacity, rated	lb (kg)	3000 (1361)	4,000 (1,820)
	4	Load center	in (mm)	24 (610)	24 (610)
	5	Power type		Battery - 24 volt	Battery - 24 volt
	6	Operator type		Pedestrian	Pedestrian
	7	Tire type, cushion, solid, pneumatic, etc.		Cushion	Cushion
	8	Wheels, drive/load		1 / 2	1 / 2
DIMENSIONS	10	2-stg. limited free lift (LFL) (TOF)	in (mm)	104.0 (2641)	122.0 (3,098)
	11	Standard free lift (TOF)	in (mm)	6.0 (152)	6.0 (152)
	12	Maximum carriage width	in (mm)	33.7 (857)	33.8 (857)
	13	Forks, width/thickness/length	in (mm)	3.9 / 1.6 / 42.0 (100 / 40 / 1067)	4.0 / 1.75 / 42.0 (100 / 44 / 1,067)
	14	Fork spread (outside dimensions)	in (mm)	30.4 (773)	30.4 (772)
	15	Tilt of mast - forward/backward	degrees		
		Length to face of forks 8.0" battery compartment	in (mm)	N/A	N/A
		9.0" battery compartment	in (mm)	38.3 (973)	43.75 (1,111)
		13.5" battery compartment	in (mm)	N/A	48.25 (1,226)
	17	Outrigger ID	in (mm)	43.0 (1092)	43.0 (1,092)
	18	Lowered overall height (LOH)	in (mm)	72.0 (1829)	83.0 (2,108)
	19	Maximum fork height (MFH)	in (mm)	104.0 (2641)	122.0 (3,098)
	21	Turning radius, minimum outside w/48" load	in (mm)	80.6 (2047)	73.3 (1,861)
	23	90° Stack aisle (add load length)	in (mm)	See chart	See chart
	24	Equal intersecting aisle	in (mm)	See chart	See chart
PERFORMANCE		Stability (comply with ANSI?)*		Yes	Yes
	25	Travel speed, no load	mph (km/h)	3.5 (5.6)	3.6 (5.8)
		Travel speed, rated load	mph (km/h)	3.0 (4.8)	3.2 (5.1)
	26	Lift speed, std. no load	ft/min (m/s)	30.0 (0.15)	27.5 (0.14)
		Lift speed, std. rated load	ft/min (m/s)	22.0 (0.11)	18.6 (0.09)
	27	Lowering speed, std. no load	ft/min (m/s)	60.0 (0.3)	52.5 (0.27)
		Lowering speed, std. rated load	ft/min (m/s)	70.0 (0.36)	62.0 (0.31)
	29	Gradeability	%	10.0	10.0
WT.	31	Total approximate weight without battery	lb (kg)	2323 (1054)	2,458 (1,115)
WHEELS & TIRES	32	Axle load, no load w/min battery drive/load	lb (kg)	1650 / 1048 (748 / 475)	1,735 / 1,323 (787 / 620)
		Number of tires drive/load			1/2
	33	Size of tire, drive	in (mm)	9.0 x 5.0 Poly	10.0 x 5.0 Poly
	34	Size of tire, load	in (mm)	4.0 x 2.8 Poly	4.0 x 2.8 Poly
	35	Wheelbase, distance 8.0" compartment w/48" load	in (mm)	N/A	N/A
		Wheelbase, distance 9.0" compartment w/48" load	in (mm)	57.0 (1448)	59.0 (1,499)
		Wheelbase, distance 13.5" compartment w/48" load	in (mm)	N/A	64.0 (1,626)
	37	Ground clearance, no load lowest point	in (mm)	1.0 (25)	0.5 (13)
	38	Ground clearance, no load center wheelbase	in (mm)	2.0 (51)	2.0 (51)
BATT.	42	Battery, type		Lead acid	Lead acid
		Battery, volts/ampere hours	V/ah		24/510
	43	Battery, minimum weight	lb (kg)	375 (170)	600 (272)
MOTOR	45	Traction motor, 60 min. rating	hp (kw)	2.3 (1.7)	2.3 (1.7)
		Pump motor, 15 min. rating	hp (kw)	4.0 (3.0)	4.0 (3.0)
	46	Traction motor control method		Transistor	Transistor
	47	Number of speeds		Infinitely variable	Infinitely variable
	48	Relief pressure for attachments	psi (kPa)	N/A	2,900 (19,995)
	49	Grade clearance, % clearance 8.0" compartment	%	N/A	N/A
		Grade clearance, % clearance 9.0" compartment	%	14.0	14
		Grade clearance, % clearance 13.5" compartment	%	N/A	12.8

CERTIFICATION: These Hyster lift trucks meet design specifications of Part II ANSI B56.1-1969, as required by OSHA Section 1910.178(a)(2) and also comply with Part III ANSI B56.1-revision in effect at time of manufacture. Certification of compliance with the applicable ANSI standards appears on the lift truck.

† **NOTE:** Performance specifications are for truck equipped as described under standard equipment in this technical guide. Performance specifications are affected by the condition of the vehicle and how it is equipped, as well as by the nature and condition of the operating area. Specifications are subject to change and the proposed application should be discussed with your authorized Hyster Company Dealer.



Zero Clearance / Right Angle Aisle Stacking / Intersecting Equal Aisle Stacking

To determine the correct dimension, first select the model you are using. Then take the larger sum of either the load or pallet dimensions for length and width. Add the dimension for optional configuration and the 6.0" to 12.0" operating clearance. All values are based on 6.0" spacing between loads, load on floor. Please contact your local Hyster dealership for additional information on load spacing and base arm dimensions.

Load width open end clearance

W30ZA2/W40ZA Walkie Straddle Stacker Truck

(Equipped with 2-stage VISTA mast and 9" and 13.5" battery compartment.)

Load width	Outtrigger ID	OA W	Load length	Fork length	Wheelbase 9"	Wheelbase 13.5"	O.A.L* 9"	O.A.L* 13.5"	Length of face to forks 9"	Length of face to forks 13.5"
32	37	45	30-32	36	51	56	80	84	44	48
36	37	45	34-36	36	53	58	80	84	44	48
40	43	51	38-42	42	56	61	86	90	44	48
48	49	57	44-48	48	59	64	92	96	44	48

For 3-stage VISTA mast add 2.0" * 9" and 13.5 references battery compartment.

Right angle stack

W30ZA2 Walkie Straddle Stacker Truck

(Equipped with 2-stage VISTA mast and 9" battery compartment.)

Load width (in)	Without creep mode				Load width (inches)	With creep mode			
	Load length (in)					Load length (in)			
		36	40	48			36	40	48
	36	85.6	85.6	85.6		36	67.4	67.4	67.4
	40	86.5	86.5	86.5		40	68.5	68.5	68.5
	48	87.4	87.4	87.4	48	71.3	71.3	71.3	

Intersecting equal aisle

W30ZA2 Walkie Straddle Stacker Truck

(Equipped with 2-stage VISTA mast and 9" battery compartment.)

Load width (in)	Without creep mode			
	Load length (in)			
		36	40	48
	36	65.0	65.0	65.0
	40	67.9	67.9	67.9
48	70.8	70.8	70.8	

Load width (inches)	With creep mode			
	Load length (in)			
		36	40	48
	36	58.5	58.5	58.5
	40	61.1	61.1	61.1
48	63.8	63.8	63.8	

Right angle stack

W40ZA Walkie Straddle Stacker Truck

(Equipped with 2-stage VISTA mast and 9" battery compartment.)

Load width (in)	Without creep mode				Load width (inches)	With creep mode			
	Load length (in)					Load length (in)			
		36	40	48			36	40	48
	36	85.2	91.0	91.0		36	70.2	75.9	75.9
	40	86.1	91.8	91.8		40	71.2	76.8	76.8
48	87.0	92.7	92.7	48	72.3	77.8	77.8		

Intersecting equal aisle

W40ZA Walkie Straddle Stacker Truck

(Equipped with 2-stage VISTA mast and 9" battery compartment.)

Load width (in)	Without creep mode				Load width (inches)	With creep mode			
	Load length (in)					Load length (in)			
		36	40	48			36	40	48
	36	64.0	65.0	67.0		36	56.0	57.0	59.0
	40	66.0	68.0	70.0		40	58.0	60.0	62.0
	48	69.0	71.0	73.0		48	61.0	63.0	65.0

Right angle stack

W40ZA Walkie Straddle Stacker Truck

(Equipped with 2-stage VISTA mast and 13.5" battery compartment.)

Load width (in)	Without creep mode			
	Load length (in)			
		36	40	48
	36	87.6	95.3	95.3
40	90.3	96.1	96.1	
48	91.2	96.9	96.9	

Load width (inches)	With creep mode			
	Load length (in)			
		36	40	48
	36	72.5	80.1	80.1
40	75.4	81.0	81.0	
48	76.4	82.0	82.0	

For 3-stage VISTA mast add 2.0"

Intersecting equal aisle

W40ZA Walkie Straddle Stacker Truck

(Equipped with 2-stage VISTA mast and 9" battery compartment.)

Load width (in)	Without creep mode			
	Load length (in)			
		36	40	48
	36	69.0	68.0	70.0
	40	72.0	71.0	73.0
48	72.0	74.0	76.0	

Load width (inches)	With creep mode			
	Load length (in)			
		36	40	48
	36	61.0	60.0	62.0
	40	64.0	63.0	65.0
48	64.0	66.0	68.0	

For 3-stage VISTA mast add 2.0"


FEATURES AND OPTIONS

PERFORMANCE	STD	OPT
24-volt	X	
SEM traction control technology	X	
Energy efficient MOSFET traction/hoist controller	X	
Transistor hydraulics	X	
Auto deceleration system	X	
3 user programmable performance modes	X	
Creep speed control	X	
DRIVE	STD	OPT
Drive tire (W25ZA2)		
- 9" x 4" molded-on polyurethane	X	
- 9" x 4" molded-on rubber		X
- 9" x 5" press-on smooth rubber		X
- 9" x 5" press-on non-marking rubber		X
- 9" x 5" press-on micro-siped polyurethane		X
- 9" x 5" press-on polyurethane		X
Drive tire (W30ZA2)		
- 9" x 5" press-on polyurethane	X	
- 9" x 5" press-on micro-siped polyurethane		X
- 9" x 5" press-on non-marking rubber		X
Drive tire (W40ZA)		
- 10" x 5" press-on polyurethane	X	
- 10" x 5" press-on rubber		X
Load wheels		
- 4" x 2.8" single polyurethane load wheels	X	
- 4" x 2.8" tandem polyurethane load wheels (W40ZA)		X
LIFT	STD	OPT
Mast (W25-30ZA2)		
- 104" MLH / 72" OLH 2-stage	X	
- 126" MLH / 83" OLH 2-stage		X
- 130" MLH / 87" OLH 2-stage		X
- 144" MLH / 92" OLH 2-stage		X
- 150" MLH / 95" OLH 2-stage		X
- 157" MLH / 72" OLH 3-stage (W30ZA2)		X
Mast (W40ZA)		
- 100" MLH / 72" OLH 2-stage		X
- 110" MLH / 77" OLH 2-stage		X
- 122" MLH / 83" OLH 2-stage	X	
- 130" MLH / 87" OLH 2-stage		X
- 140" MLH / 92" OLH 2-stage		X
- 153" MLH / 72" OLH 3-stage		X
- 168" MLH / 77" OLH 3-stage		X
- 186" MLH / 83" OLH 3-stage		X
Two speed lift / lower	X	
Proportional lift / lowering (W40ZA)		X
HANDLING	STD	OPT
33.75" carriage	X	
34" hook type integral sideshift carriage		X
48" high load backrest extension	X	
Without load backrest		X
Forks (W25-30ZA2)		
- 36" x 1.5" x 3.9" hook type - standard taper forks		X
- 42" x 1.6" x 3.9" hook type - standard taper forks	X	
- 48" x 1.6" x 3.9" hook type - standard taper forks		X
Forks (W40ZA)		
- 36" x 1.75" x 4.0" hook type - standard taper forks		X
- 42" x 1.75" x 4.0" hook type - standard taper forks	X	
- 48" x 1.75" x 4.0" hook type - standard taper forks		X
Without forks		X

ERGONOMICS	STD	OPT
Ergonomically designed composite control handle	x	
Ergonomically designed cast aluminum control handle		x
OPERATION	STD	OPT
Key switch start	x	
Keyless toggle start with auxiliary key switch		x
Base arms		
- 37" Open end clearance with 45" outside dimension (overall width) - (W40ZA)	x	
- 42" Open end clearance with 50" outside dimension (overall width) - adjustable 37", 39.4", 42", 49" open end clearance (W25ZA2)	x	
- 43" Open end clearance with 51" outside dimension (overall width)		x
- 49" Open end clearance with 57" outside dimension (overall width)		x
Audible alarm self adjusting 82-102db(A)		
- Forward and reverse activated	x	
- Motion alarm - forward, reverse, lift, lower activated		x
Battery connector		
- 175 amp red	x	
- 175 amp grey		x
- X-type 175 amp red (W25ZA2)		x
Multifunction display		
- Battery discharge indicator		
- Hour meter		
- Fault light		
- Lift interrupt		
Electric horn	x	
Electro-magnetic park brake	x	
Traction reversing switch	x	
CONSTRUCTION	STD	OPT
UL Classification Type "E"	x	
Application/environmental construction		
- Standard environmental construction +32°F	x	
- Cold storage/freezer package to -15°F		x
Battery compartment		
- 8.0" x 28.3" (W25ZA2)		x
- 9.0" x 28.3" (W25ZA2)	x	
- 9.0" x 32.9" (W30ZA2)	x	
- 13.5" x 33" (W40ZA)	x	
Lift out battery removal	x	
Side battery extraction (W40ZA)		x
VISIBILITY	STD	OPT
Wire mesh screen	x	
Lexan shield - mast		x
Amber strobe light		
- Forward and reverse activation		
- Reverse activation		
- Continuous operation with key-on		x
ENERGY SYSTEM	STD	OPT
Set for flooded cell	x	
Set for maintenance free		x
110V 195AH/60HZ GNB Champion Pallet Pro maintenance free battery with on-board charger (W25-30ZA2)		x
170AH/50-60Hz flooded cell battery power pack with 20AMP high frequency smart charger (W25ZA2)		x
110V 187AH/50-60HZ AGM maintenance free battery with 20 AMP high frequency smart charger (W25ZA2)		x
Without battery		x
SUPPLEMENTAL	STD	OPT
12 months / no limit full truck warranty	x	
36 months / 6,000 hours powertrain warranty	x	
60 months / 10,000 hour frame warranty	x	
3 year 6,000 hour part A comprehensive parts and labor no deduct		x
5 year 10,000 hour part A comprehensive parts and labor no deduct		x
5 year 10,000 hour part B powertrain parts and labor no deduct		x
HY-Shield - part A extension to 3 yrs / 6,000 hrs - part B extension to 5 yrs / 10,000 hrs		x
Parts manual - CD or printed		x



Hyster Company
P.O. Box 7006, Greenville, North Carolina 27835-7006

©2025 Hyster-Yale materials Handling, Inc., all rights reserved. Hyster and  are trademarks of Hyster-Yale Materials Handling, Inc.

Hyster products are subject to change without notice. Trucks may be shown with optional equipment.