

# LO 100-150T SERIES

---



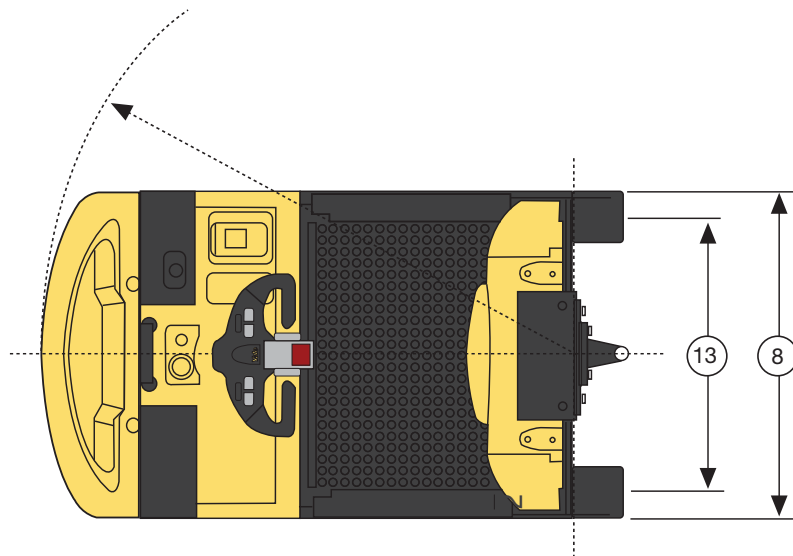
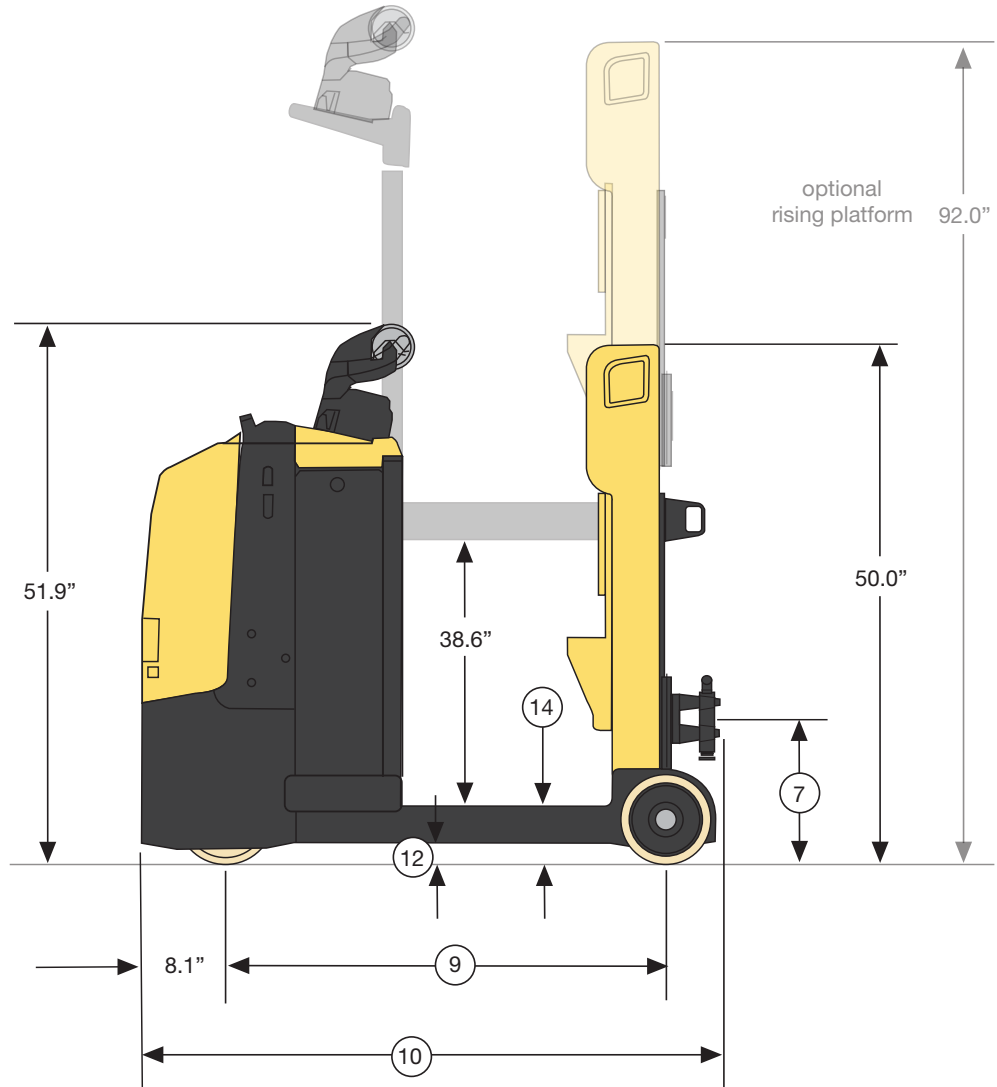
**TOW TRACTOR**

**PRODUCT TECHNICAL GUIDE**



[WWW.HYSTER.COM](http://WWW.HYSTER.COM)

# L0100-150T DIMENSIONS



Circled dimensions correspond to the line numbers on the tabulated chart inside the technical guide. Dimensions are in inches (millimeters).

# LO100-150T SPECIFICATIONS

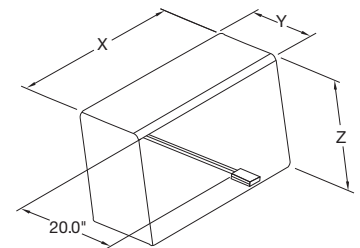
| GENERAL       | 1  | Manufacturer                    |                        |  | Hyster              |                       |                                    |                |
|---------------|----|---------------------------------|------------------------|--|---------------------|-----------------------|------------------------------------|----------------|
|               | 2  | Model designation               |                        |  | LO100               | LO150                 |                                    |                |
|               | 3  | Power                           |                        |  | Battery             |                       |                                    |                |
|               | 4  | Voltage                         |                        |  | 24                  |                       |                                    |                |
|               | 5  | Operation                       |                        |  | Stand               |                       |                                    |                |
|               | 6  | Rated capacity                  |                        |  | lb (kg)             | 10000                 | 15000                              |                |
| DIMENSIONS    | 7  | Tow pin height                  | Vertical center of pin | in (mm)  | 14.3 (365)          |                       |                                    |                |
|               | 8  | Overall width                   |                        |  | in (mm)             |                       | 31.3                               |                |
|               | 9  | Wheelbase                       |                        |  | in (mm)             |                       | 42.7 (1084)                        |                |
|               | 10 | Overall length                  |                        |  | in (mm)             |                       | 56.3 (1429)                        |                |
|               | 11 | Outside turning radius          |                        |  | in (mm)             |                       | 50.7 (1289)                        |                |
|               | 12 | Ground clearance                | Center of wheelbase    |  | in (mm)             |                       | 2 (50)                             |                |
|               | 13 | Tread width                     |                        |  | in (mm)             |                       | 14.8 (376)                         |                |
|               | 14 | Step height                     |                        |  | in (mm)             |                       | 6 (152)                            |                |
|               | 15 | Battery compartment             | Height                 | Std/battery                                      | in (mm)             |                       | 31.2 x 14.1 x 32 (792 x 357 x 814) |                |
|               | 16 | Floor to top of battery rollers |                        |  | Side extraction     | in (mm)               |                                    | 5.6 (141)      |
| PERFORMANCE   | 17 | Travel speed                    |                        |  | NL/RL               | mph (km/h)            |                                    | 8.1/4.3 (13/7) |
|               | 18 | Gradeability                    |                        |  | 5 minute reading    | %                     |                                    | 20/6           |
|               |    | Maximum gradeability            |                        |  | 5 minute reading    | %                     |                                    | 20/10          |
|               | 19 | Drawbar pull                    |                        |  | 5 minute reading    | lbf (N)               | 225 (1000)                         | 299 (1330)     |
|               |    | Drawbar pull                    |                        |  | 60 minute reading   | lbf (N)               | 719 (3200)                         | 1011 (4500)    |
|               | 20 | Brake                           |                        |  | Service/parking     | Electromagnetic       |                                    |                |
| WEIGHT        | 21 | Truck weight                    | w/o battery            | NL   | lb (kg)             | 2244.3 (1018)         | 2455 (1114)                        |                |
|               | 22 | Axle loading                    |                        | Drive/load wheel                                 | lb (kg)             | 1539/957 (698/434)    | 1765/941 (801/427)                 |                |
|               | 23 | Battery weight                  |                        | Min/max  | lb (kg)             | 1005 (456)/1111 (504) | 1005 (456)/1111 (504)              |                |
| WHEEL & TIRES | 24 | Tire type                       |                        |  | Drive/steer         | Tophane/Polyurethane  |                                    |                |
|               | 25 | Tire size                       | Std                    | Drive/steer                                      | in                  | 10 x 3.5/10 x 3.5     |                                    |                |
|               | 26 | Wheels - number                 | X=Driven               | Drive/steer                                      | 1x/2                |                       |                                    |                |
| ELECTRIC      | 27 | Battery                         | Type                   | Lead acid   Thin Plate Pure Lead*   Lithium-ion* |                     |                       |                                    |                |
|               | 28 | Traction motor                  | 60 minute rating       | hp (kW)  | 3.5 (2.6)           | 4.0 (3.0)             |                                    |                |
|               | 29 | Traction motor                  |                        |  | Type/control method | AC/Mosfet             |                                    |                |
|               | 30 | Number of speeds                |                        |  | Infinitely variable |                       |                                    |                |

\* Optional with Hyster Power Collect™

Above specifications, unless otherwise listed, are for a standard truck without optional equipment.

## BATTERY & COMPARTMENT SPECIFICATIONS

| Battery type | Battery compartment dimensions |              |              | Battery dimensions |            |            | Number of cells | Cell size | Plates per cell | Capacity     |
|--------------|--------------------------------|--------------|--------------|--------------------|------------|------------|-----------------|-----------|-----------------|--------------|
|              | Width                          | Length       | Height       | "X"                | "Y"        | "Z"        |                 |           |                 | 6 hour rate  |
|              | in (mm)                        | in (mm)      | in (mm)      | in (mm)            | in (mm)    | in (mm)    |                 |           |                 | amp hr (kwh) |
| Industrial   | 31.2 (792.0)                   | 14.1 (357.0) | 32.0 (814.0) | 26.1 (663)         | 12.8 (325) | 23.3 (592) | 12              | 85        | 11              | 425 (9.9)    |
|              |                                |              |              | 30.9 (785)         | 13.0 (330) | 23.3 (592) | 12              | 85        | 13              | 510 (11.9)   |
|              |                                |              |              | 30.9 (785)         | 13.0 (330) | 26.2 (665) | 12              | 100       | 13              | 600 (14.0)   |
|              |                                |              |              | 30.9 (785)         | 13.0 (330) | 30.8 (782) | 12              | 100       | 13              | 600 (14.0)   |



Battery connector: 175 amp, red.

Battery lead: Length 20" (508 mm), position "B", 1/0 AWG

**CERTIFICATION:** Hyster lift trucks meet the design and construction requirements of B56.1-1969, per OSHA Section 1910.178(a)(2), and also comply with the B56.9 revision in effect at time of manufacture.

**NOTE:** Performance specifications/ratings are for truck equipped as described under standard equipment in this technical guide. Performance specifications are affected by the condition of the vehicle and how it is equipped, as well as by the nature and condition of the operating area. Specifications are subject to change and the proposed application should be discussed with your authorized Hyster Company Dealer.


# LO100-150T FEATURES AND OPTIONS

| PERFORMANCE  | STD | OPT |
|--|-----|-----|
| 7 mph maximum travel speed (unladen)   | x   |     |
| Foot-controlled rising platform  |     | x   |
| Coasting function  |     | x   |
| DRIVE  | STD | OPT |
| Drive wheel LO100T   |     |     |
| - 10" x 3.5" NDIIthane   | x   |     |
| - 10" x 3.5" NDIIthane Conductive  |     | x   |
| - 10" x 3.5" Tophane   |     | x   |
| Drive wheel LO150T   |     |     |
| - 10" x 3.5" NDIIthane   |     | x   |
| - 10" x 3.5" Tophane   | x   |     |
| Drive wheel - 10" x 3.5" NDIIthane antistatic                                      |     | x   |
| 8"x 4" Tandem NDIIthane load wheels  | x   |     |
| HANDLING   | STD | OPT |
| Auto speed reduction on cornering  | x   |     |
| ERGONOMICS   | STD | OPT |
| Handle above operator backrest   | x   |     |
| Scooter steer control  | x   |     |
| Knee pad   |     | x   |
| Scooter steer control on lifting platform  |     | x   |
| Scooter control on lifting platform with platform control                          |     | x   |
| OPERATION  | STD | OPT |
| 31.18"x14.05"x32.04" (792x357x814 mm) battery compartment (for 620 Ah DIN battery) | x   |     |
| Battery removal without rollers - lift out   | x   |     |
| Key switch start   | x   |     |
| Standard display   | x   |     |
| Fixed operator platform  | x   |     |
| Without battery  | x   |     |
| Without charger  | x   |     |
| Multipurpose plate for coupling unit   | x   |     |
| Hook on multipurpose plate for coupling unit                                       |     | x   |
| Removable hook on multipurpose plate for coupling unit                             |     | x   |
| Side battery extraction - both sides   |     | x   |
| Side battery extraction - left side  |     | x   |
| Side battery extraction - right side   |     | x   |
| Operator password start interlock  |     | x   |
| Multifunctional display  |     | x   |
| Clip board   |     | x   |
| Multipurpose bar above motor cover   |     | x   |
| Stretch film roll holder   |     | x   |
| Trash bin in operator back rest  |     | x   |
| Raising operator platform h12 = 980 mm (38.6")                                     |     | x   |
| Raising operator platform h12 = 980 mm (38.6") with side arms                      |     | x   |
| Low mounted bumper (rubber bumper)   |     | x   |

| OPERATION CONTINUED  | STD | OPT |
|--|-----|-----|
| Mid mounted bumper (bull bar)  |     | x   |
| Hyster Reaction™   |     | x   |
| Hyster Tracker™ wireless access HID Prox card reader   |     | x   |
| Hyster Tracker™ wireless access iClass MiFare prox card reader   |     | x   |
| Hyster Tracker™ wireless access ISO Prox card reader   |     | x   |
| Hyster Tracker™ wireless monitoring - cell   |     | x   |
| Hyster Tracker™ wireless monitoring - Wifi   |     | x   |
| Hyster Tracker™ wireless verification  |     | x   |
| Audible alarm - reverse direction activated - self-adjusting 82-102 dB(A)  |     | x   |
| DC to DC converter - primary - for factory installed options - 25 amps/300 watts @ 12-volts                                |     | x   |
| Less charger (wired plug included)   |     | x   |
| Battery cable extension 59" (1500 mm)  |     | x   |
| Twin battery change station  |     | x   |
| Regenerative braking   | x   |     |
| AC traction motor  | x   |     |
| Brushless DC steer motor   | x   |     |
| Dual-technology MOSFET combi controller  | x   |     |
| Impact-resistant motor compartment cover   | x   |     |
| Sealed combi controller (IP65 rating)  | x   |     |
| Hall-effect sensors and switches (no wear, no adjustment)  | x   |     |
| CANbus communication system  | x   |     |
| 1000 hours service intervals   | x   |     |
| Electromagnetic braking  | x   |     |
| Integrated system controls   | x   |     |
| Stationary mounted traction motor  | x   |     |
| Automotive-style sealed electrical connectors  | x   |     |
| CONSTRUCTION   | STD | OPT |
| Standard construction  | x   |     |
| Cold storage construction (-22° F)   |     | x   |
| ENERGY SYSTEM  | STD | OPT |
| 24-volt electrical system  | x   |     |
| Lead acid  | x   |     |
| Hyster Power Collect™  |     | x   |
| SUPPLEMENTAL   | STD | OPT |
| 12 months/unlimited hour manufacturer's warranty   |     |     |
| 36 months/6,000 hour powertrain warranty   | x   |     |
| 60 months/10,000 hour frame warranty   |     |     |
| Multiple extended protection coverage plans (please refer to the full extended warranty statements for additional details) |     | x   |
| English literature pack and labels   | x   |     |
| French literature pack and labels  |     | x   |
| Spanish literature pack and labels   |     | x   |



**Hyster Company**  
P.O. Box 7006  
Greenville, North Carolina  
27835-7006

© Hyster Company. 2024, all rights reserved. Hyster and  are trademarks of Hyster-Yale Group, Inc.

Hyster products are subject to change without notice. Trucks may be shown with optional equipment.